



US00D327656S

United States Patent [19]

[11] Patent Number: **Des. 327,656**

Sugita et al.

[45] Date of Patent: **** Jul. 7, 1992**

[54] WRIST WATCH

D. 323,298 1/1992 Kawashima D10/39

[75] Inventors: Shoichi Sugita, Wako; Takashi Morishima, Akishima, both of Japan

OTHER PUBLICATIONS

Jeweler's Circular-Keystone—Oct. 1985—p. 124—
Watch at Top.

[73] Assignee: Casio Computer Co., Ltd., Tokyo, Japan

Design—May/1982 p. 43—Watch—at Right.

[**] Term: 14 Years

Primary Examiner—Nelson C. Holtje
Attorney, Agent, or Firm—Frishauf, Holtz, Goodman & Woodward

[21] Appl. No.: 553,768

[57] CLAIM

[22] Filed: Jul. 16, 1990

The ornamental design for a wrist watch, as shown and described.

[52] U.S. Cl. D10/38; D10/30

[58] Field of Search D10/1-40,
D10/122-132; 368/82-84, 107-121, 239-242,
276-277, 280-282, 285

DESCRIPTION

[56] References Cited

U.S. PATENT DOCUMENTS

- D. 295,729 5/1988 Suzuki D10/39
- D. 300,807 4/1989 Schneider D10/39 X
- D. 314,517 2/1991 DuBois D10/39
- D. 320,947 10/1991 Goto D10/39

FIG. 1 is a front elevational view of a wrist watch showing our new design;
FIG. 2 is a right side elevation view thereof;
FIG. 3 is a left side elevational view thereof;
FIG. 4 is a top plan view thereof;
FIG. 5 is a bottom plan view thereof;
FIG. 6 is a rear elevational view thereof; and,
FIG. 7 is a perspective view thereof.




FIG.4

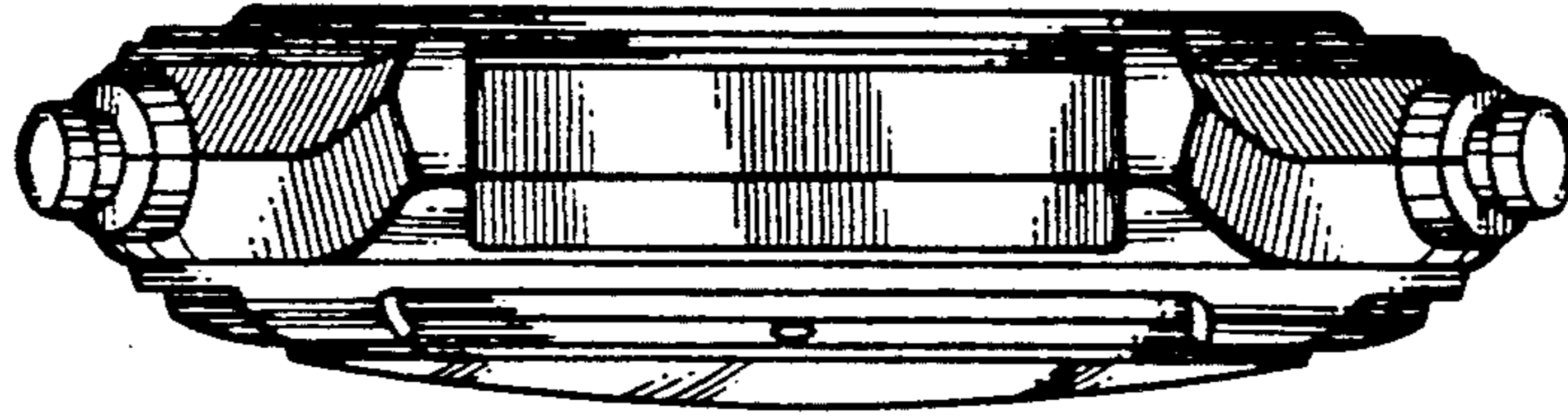


FIG. 3

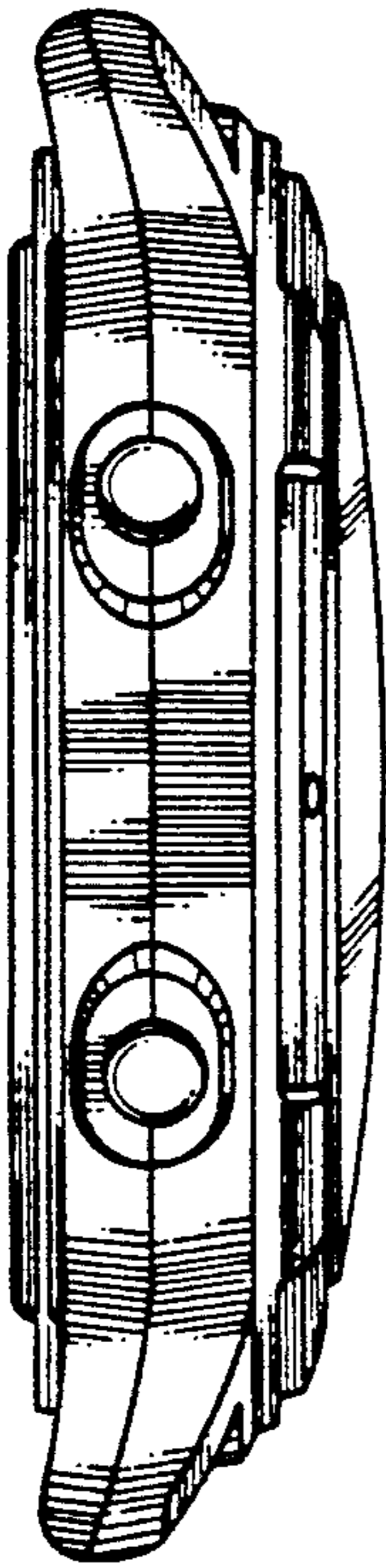


FIG. 1




FIG. 2




FIG. 5

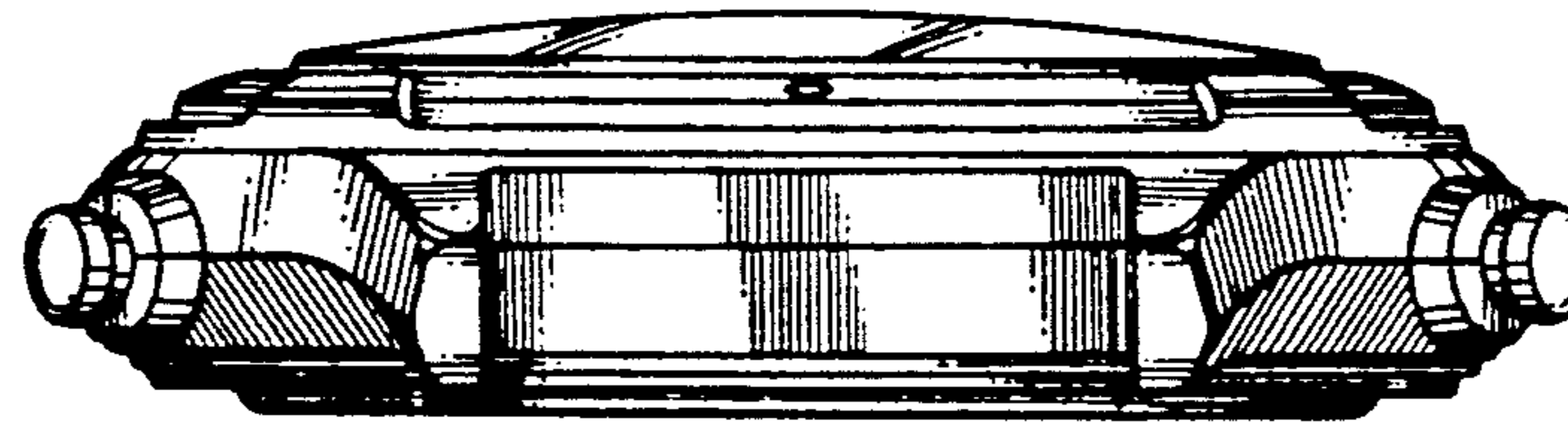


FIG.6

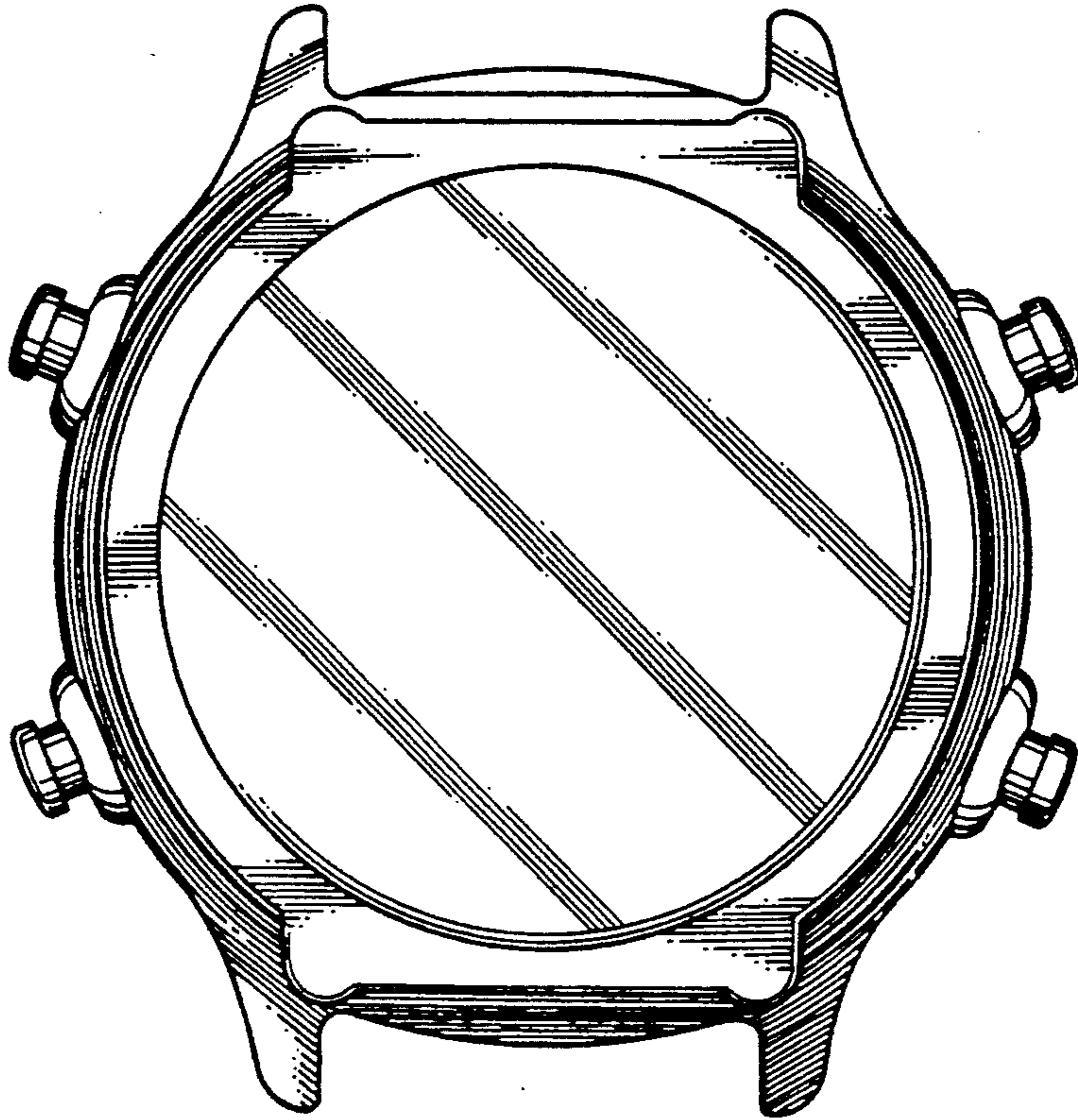


FIG.7

