



US00D327655S

# United States Patent [19] Ng

[11] Patent Number: **Des. 327,655**

[45] Date of Patent: **\*\* Jul. 7, 1992**

[54] **WATCH**

[75] Inventor: **Johnny Ng, Staten Island, N.Y.**

[73] Assignee: **Dejuno Watch Corporation, New York, N.Y.**

[\*\*] Term: **14 Years**

[21] Appl. No.: **801,178**

[22] Filed: **Dec. 2, 1991**

[52] U.S. Cl. .... **D10/32; D10/30; D10/39**

[58] Field of Search ..... **D10/1-40, D10/122-132; 368/280-282, 285, 276-277; 63/1.1-4, 9, 21; 59/80, 89; D11/6, 16-18, 22-23**

[56] **References Cited**

**U.S. PATENT DOCUMENTS**

D. 120,368	10/1941	Philippe	.....	D11/16
D. 143,588	1/1946	Grun	.....	D11/17
D. 310,334	9/1990	Jahan	.....	D10/32
888,057	5/1908	Barney	.....	D11/22 X
1,319,201	10/1919	Boldizar	.....	D11/17 X
2,120,348	6/1938	Bizzault	.....	63/9
3,902,313	9/1975	Poon	.....	63/4 X

**OTHER PUBLICATIONS**

*European Jeweler*—May/1977—p. 40—Watch At Center of Top—Right Block.

*European Jeweler*—Jun./1972—p. 46—Watches w/Ring-Type Bands At Top-Left and Bottom-Center.

*European Jeweler*—May 1974 p. 43—Watch At Bottom.

*Jeweler's Circular—Keystone*—Jul./1978—p. 252—Watch At Center—Left.

*Primary Examiner*—Nelson C. Holtje

*Attorney, Agent, or Firm*—Cohen, Pontani, Liberman & Pavane

[57] **CLAIM**

The ornamental design for a watch, as shown and described.

**DESCRIPTION**

FIG. 1 is a top plan view of a watch showing my new design;

FIG. 2 is a right side elevational view thereof;

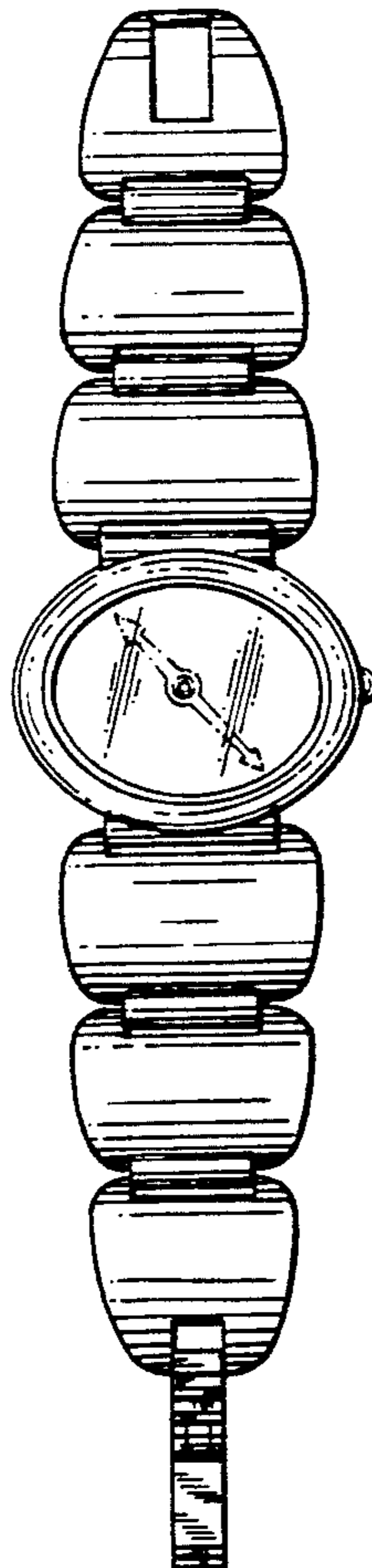
FIG. 3 is a rear elevational view thereof;


FIG. 4 is a left side elevational view thereof;

FIG. 5 is a bottom plan view thereof; and,

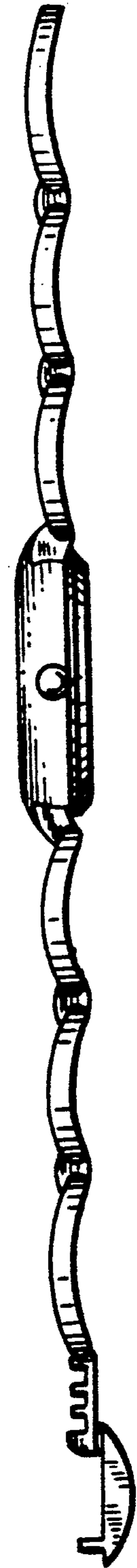
FIG. 6 is a front elevational view thereof.

The broken line showing of hands in FIG. 1 is environmental only and forms no part of the claimed design.






**FIG. 1**




**FIG. 2**



**FIG. 3**



**FIG. 4**



**FIG. 5**



**FIG. 6**