



US00D327652S

United States Patent [19]

[11] Patent Number: **Des. 327,652**

Brodmann

[45] Date of Patent: **** Jul. 7, 1992**

[54] WATCH

4,924,453 5/1990 Ray et al. 368/282 X

[76] Inventor: **Robert A. Brodmann, 167 W. 73 St.,
New York, N.Y. 10023**

FOREIGN PATENT DOCUMENTS

[**] Term: **14 Years**

483020 4/1917 United Kingdom 224/170
108282 8/1917 United Kingdom 224/170

[21] Appl. No.: **287,988**

OTHER PUBLICATIONS

[22] Filed: **Dec. 20, 1988**

Hong Kong Enterprise, item no. TT338, Jul. 1987, p. 107.

[30] Foreign Application Priority Data

Jun. 20, 1988 [XH] Hague DM/011 194

Primary Examiner—Bruce W. Dunkins
Assistant Examiner—Antoine D. Davis
Attorney, Agent, or Firm—McGlew & Tuttle

[52] U.S. Cl. **D10/30**

[58] Field of Search D10/30, 31, 32, 37,
D10/38, 39; 229/164-180; D11/1-4, 79;
368/223-225, 239-242, 276-278, 280-283, 285,
294-296, 301

[57] CLAIM

The ornamental design for a watch, as shown and described.

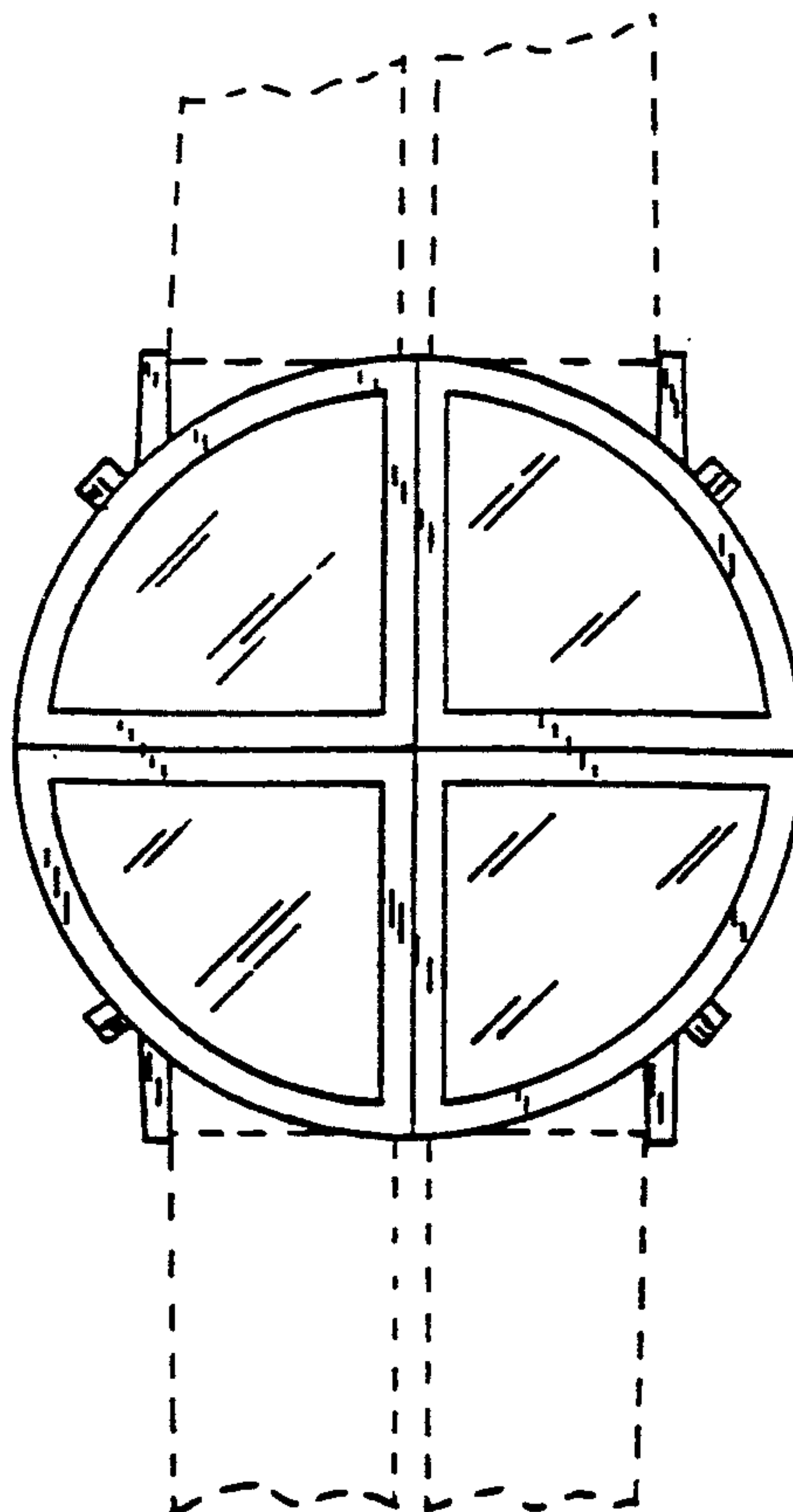
[56] References Cited

DESCRIPTION

U.S. PATENT DOCUMENTS

D. 136,341	9/1943	Dupin	D10/38 X
D. 286,754	11/1986	Manfredi	D10/39
D. 286,755	11/1986	Manfredi	D10/39
D. 296,994	8/1988	Lauper	D10/39
D. 312,793	12/1990	Fujiwara	D10/39
D. 313,345	1/1991	Aikawa	D10/21
D. 315,514	3/1991	Weil	D10/32
1,784,169	12/1930	Baugartner	368/276 X
2,736,165	2/1956	Piquerez	368/296

FIG. 1 is a top plan view of a watch showing my new design;
FIG. 2 is a front elevational view, the rear elevational view being a mirror image;
FIG. 3 is a left side elevational view, the right side elevational view being a mirror image; and,
FIG. 4 is a bottom plan view thereof.
The broken line showing of a fragmented wristband is for illustrative purposes only and forms no part of the claimed design.



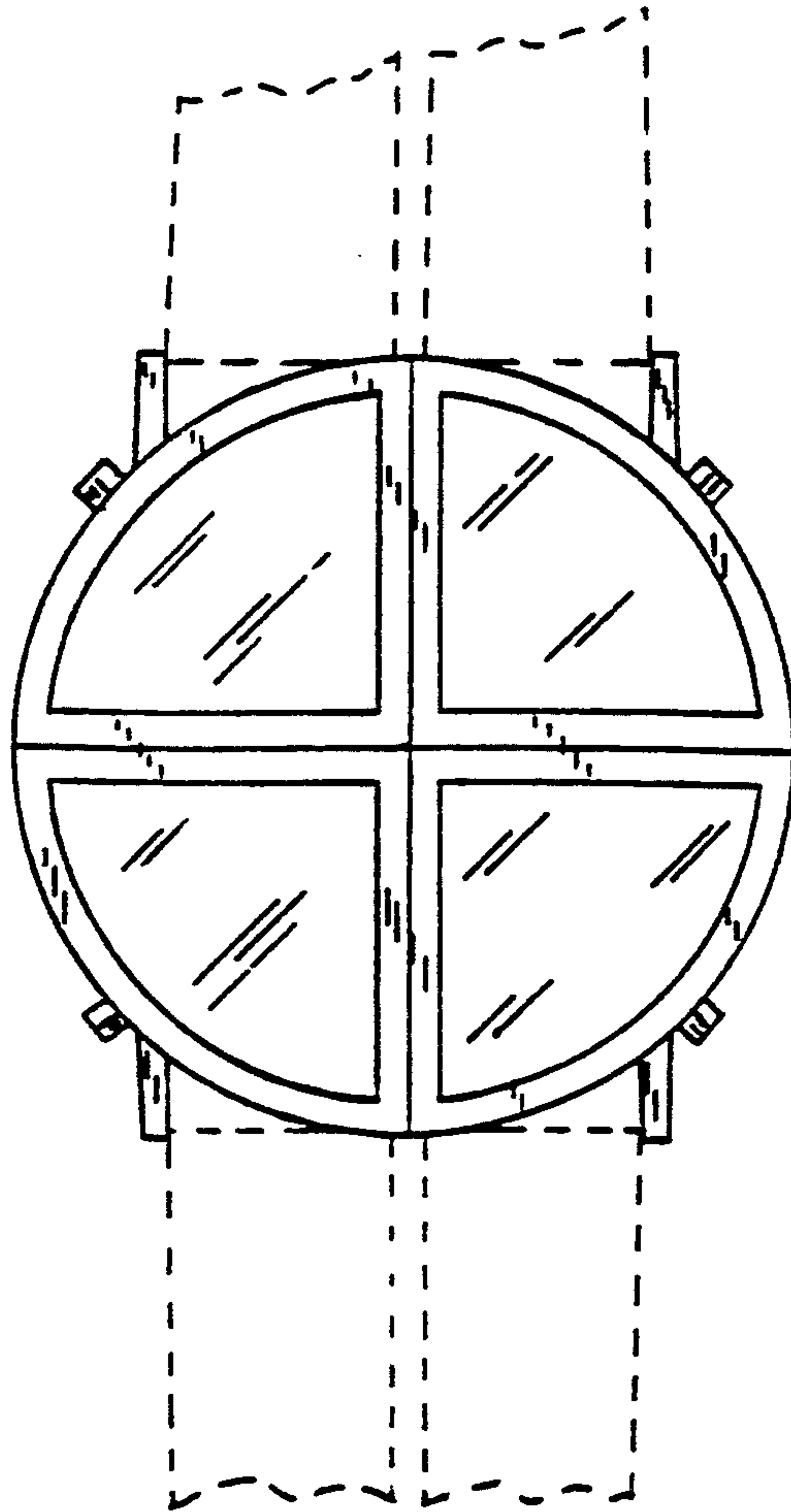


Fig. 1

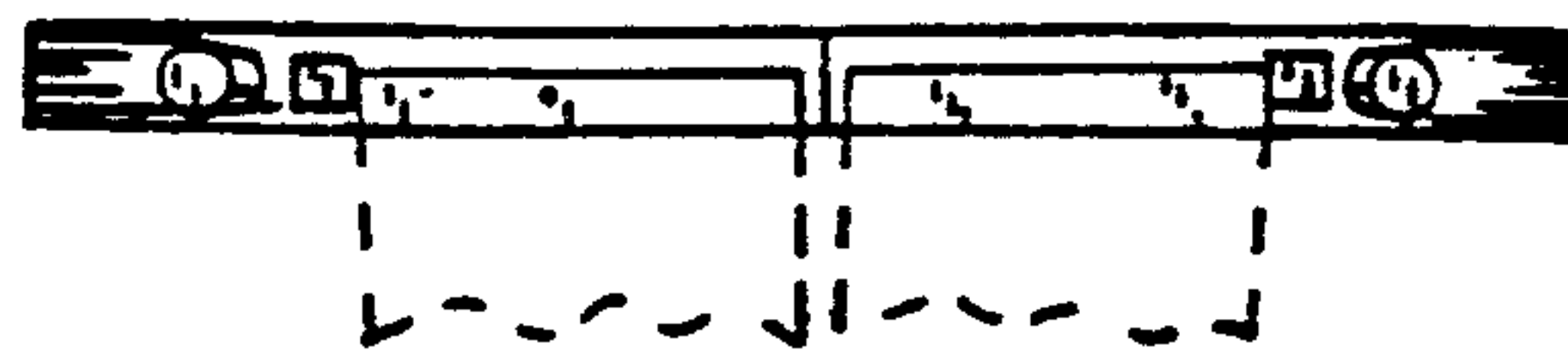


Fig. 2

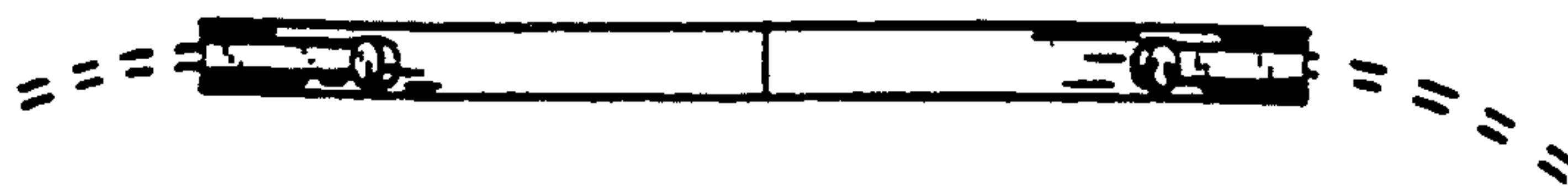


Fig. 3

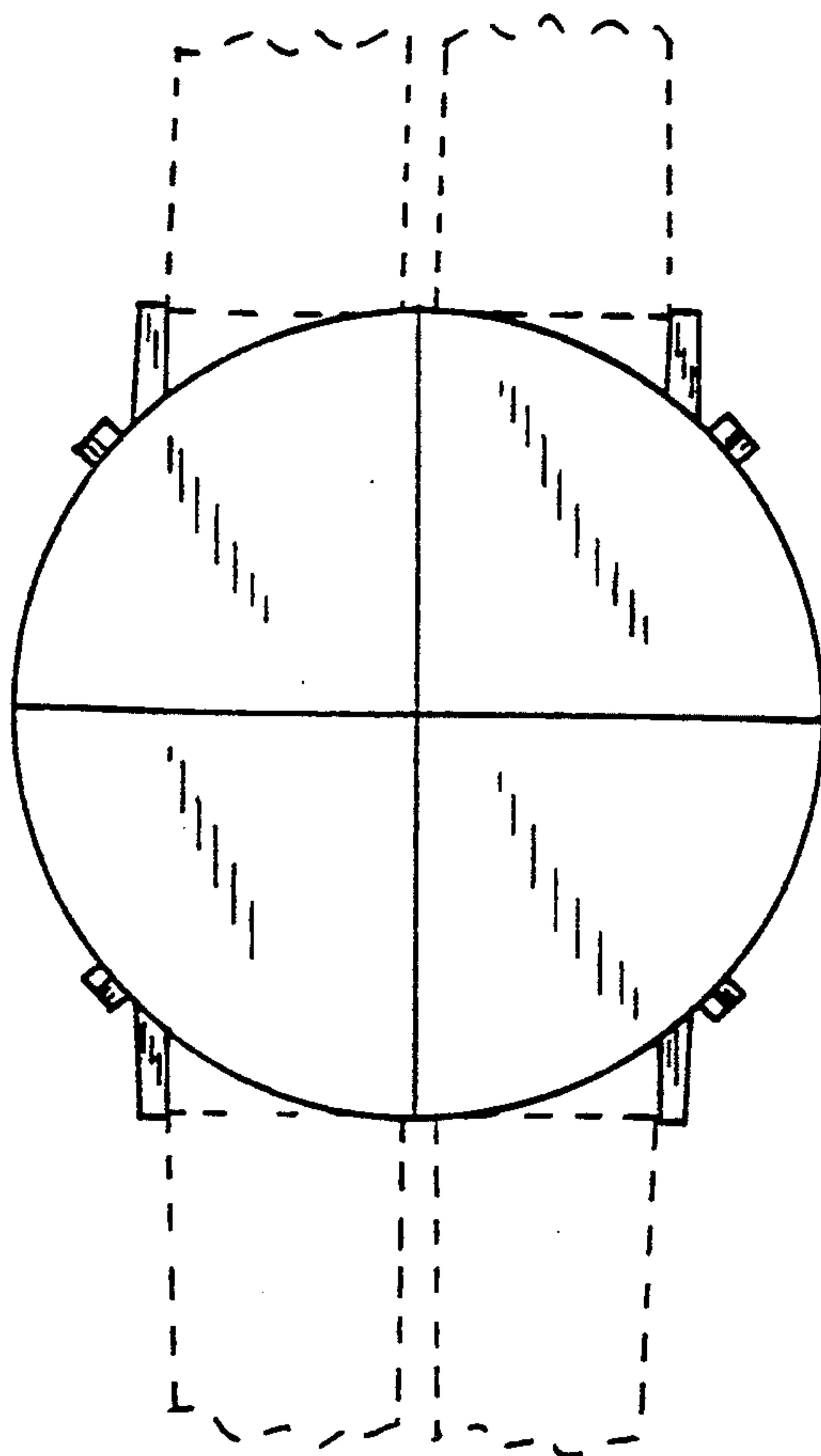


Fig. 4