



US00D327631S

United States Patent [19]

Best et al.

[11] Patent Number: **Des. 327,631**

[45] Date of Patent: *** Jul. 7, 1992**

[54] **PORTION OF A KEY BLADE BLANK**

[75] Inventors: **Walter E. Best; Timothy R. Bjornson,**
both of Indianapolis; **James W. Borgmann, Carmel; Gary R. Jacobs,**
Indianapolis, all of Ind.

[73] Assignee: **Best Lock Corporation, Indianapolis,**
Ind.

[*] Notice: The portion of the term of this patent
subsequent to Jul. 7, 2006 has been
disclaimed.

[**] Term: **14 Years**

[21] Appl. No.: **677,669**

[22] Filed: **Mar. 29, 1991**

[52] U.S. Cl. **D8/347**

[58] Field of Search **D8/347-348;**
70/393, 402, 405-407, 419-420, 347-348,
355-356, 357, DIG. 14

[56] **References Cited**

U.S. PATENT DOCUMENTS

D. 95,077	4/1935	Schlage	D8/347
D. 278,880	5/1985	Widen	D8/347
1,782,464	11/1930	Falk	70/406
2,059,129	10/1936	Maxwell et al.	70/419 X
2,803,959	8/1957	Schlage	70/347 X
3,499,304	3/1970	Naujoks	70/406
3,605,463	9/1971	Epstein	70/419 X
4,608,842	9/1986	Tietz	70/419 X

4,683,740	8/1987	Errani	70/419
4,787,225	11/1988	Häuser	70/407 X
4,964,288	10/1990	Braun et al.	70/406

FOREIGN PATENT DOCUMENTS

220505	8/1961	Australia	70/406
258614	4/1965	Australia	70/406
88591	2/1960	Denmark	70/406
305953	3/1989	European Pat. Off.	70/406
1355188	6/1974	United Kingdom	70/406

OTHER PUBLICATIONS

Ilco Unican Corp. Catalogue No. 60R (1984) Key Blank
#1178 (p. 2).

Ilco Unican Corp. Catalogue No. 60r (1984) Key Blank
#D1054KA (p. 8).

Ilco Unican Corp. Catalogue No. 60R (1984) Key Blank
#1054HT (p. 13).

Primary Examiner—Brian N. Vinson
Attorney, Agent, or Firm—Barnes & Thornburg

[57] CLAIM

The ornamental design for a portion of a key blade blank, as shown and described.

DESCRIPTION

FIG. 1 is a front elevational view of a portion of a key blade blank showing our new design;
FIG. 2 is a reduced left side elevational view thereof;
FIG. 3 is a reduced right side elevational view thereof;
FIG. 4 is a reduced top plan view thereof; and,
FIG. 5 is a reduced bottom plan view thereof.







FIG. 2




FIG. 1




FIG. 3



FIG. 4




FIG. 5