



US00D327621S

United States Patent [19]

Heller

[11] Patent Number: **Des. 327,621**

[45] Date of Patent: **** Jul. 7, 1992**

[54] **POCKET SCREWDRIVER**

[75] Inventor: **Joachim Heller, Altena, Fed. Rep. of Germany**

[73] Assignee: **Gustav Adolf Kayser GmbH & Co. Metallwarenfabrik, Altena, Fed. Rep. of Germany**

686,424	11/1901	Smith	81/439
1,250,328	12/1917	Langford	81/439
1,562,810	11/1925	Towel	81/437
2,022,775	12/1935	Holland-Letz	81/439
4,515,046	5/1985	Johnson	81/436
4,827,812	5/1989	Markovetz	81/439

[**] Term: **14 Years**

[21] Appl. No.: **534,845**

[22] Filed: **Jun. 7, 1990**

[30] **Foreign Application Priority Data**

Dec. 8, 1989 [DE] Fed. Rep. of Germany 8908470

[52] U.S. Cl. **D8/82; D19/51**

[58] Field of Search **D8/82, 83, 87; D19/43, D19/51, 56; 81/436, 437, 441, 460; 401/195**

[56] **References Cited**

U.S. PATENT DOCUMENTS

D. 153,193	3/1949	Wandner	D8/82
D. 259,642	6/1981	Gomez	D19/56
D. 286,791	11/1986	Booker	D19/56
348,765	9/1886	Neal	D8/82

Primary Examiner—Bernard Ansher
Assistant Examiner—Philip Hyder
Attorney, Agent, or Firm—Collard & Roe

[57] **CLAIM**

The ornamental design for a pocket screwdriver, as shown.

DESCRIPTION

FIG. 1 is a rear elevational view of a pocket screwdriver with cap, showing my new design;
 FIG. 2 is a right side elevational view thereof;
 FIG. 3 is a left side elevational view thereof;
 FIG. 4 is a front elevational view thereof;
 FIG. 5 is a side elevational view thereof, with the cap removed;
 FIG. 6 is a front elevational view with the cap removed;
 FIG. 7 is a top plan view thereof; and,
 FIG. 8 is a bottom plan view thereof.

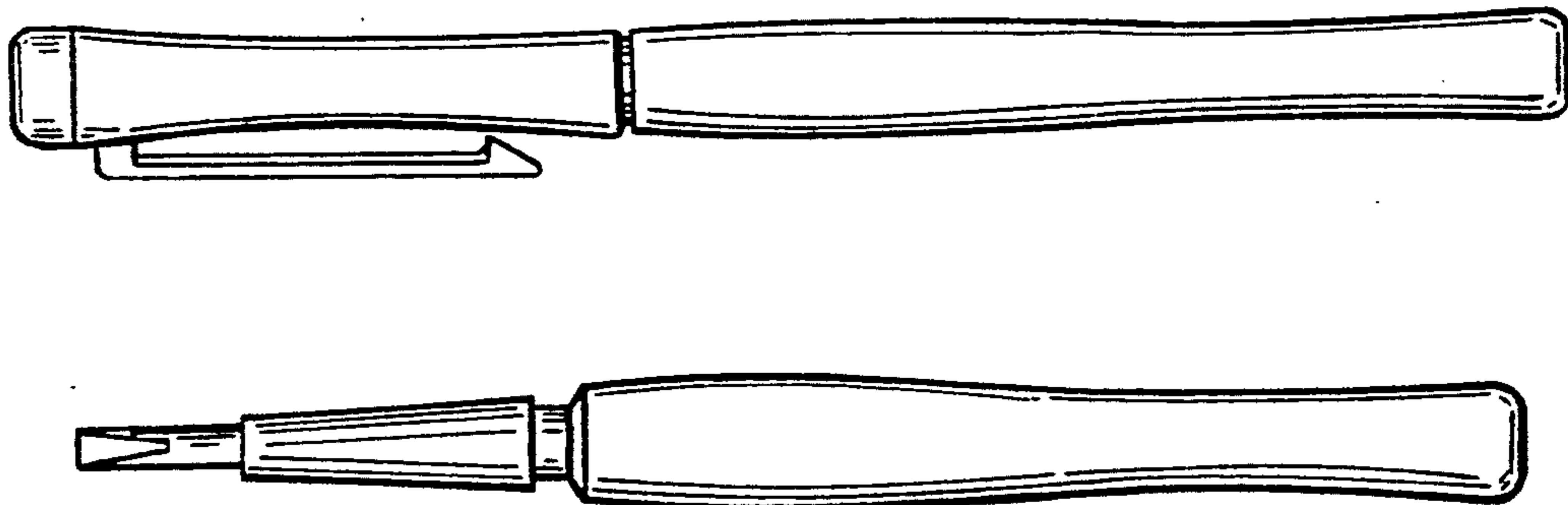


FIG. 1




FIG. 2

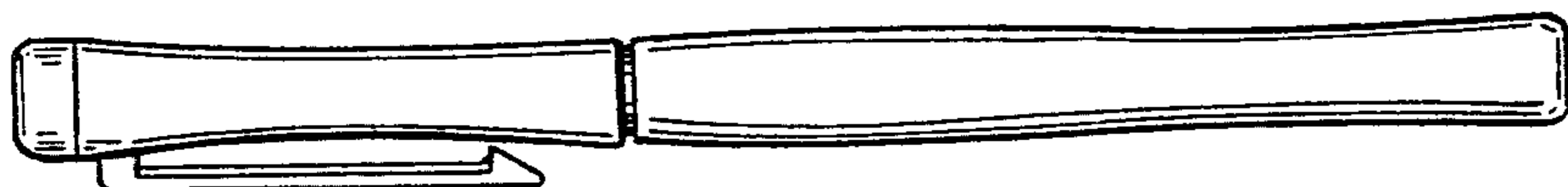


FIG. 3




FIG. 4




FIG. 5




FIG. 6



FIG. 7



FIG. 8

