



US00D327607S

# United States Patent [19]

Leonovich, Jr.

[11] Patent Number: **Des. 327,607**

[45] Date of Patent: **\*\* Jul. 7, 1992**

[54] **COMBINED PORTABLE COOLER AND STEREO**

[76] Inventor: **George A. Leonovich, Jr., 270 Communications Way, Hyannis, Mass. 02601**

[\*\*] Term: **14 Years**

[21] Appl. No.: **536,491**

[22] Filed: **Jun. 12, 1990**

D. 309,900	8/1990	Illsley .....	D7/605 X
D. 321,515	11/1991	Harris .....	D7/605 X
3,406,532	10/1968	Rownd et al. .	
4,279,342	7/1981	Van Pelt .	
4,571,740	2/1986	Kirby et al. .	
4,700,395	10/1987	Long .	

*Primary Examiner*—Terry A. Pfeffer  
*Attorney, Agent, or Firm*—Thomas A. Kahrl

### [57] CLAIM

The ornamental design for combined portable cooler and stereo, as shown.

### Related U.S. Application Data

[63] Continuation-in-part of Ser. No. 427,196, Oct. 26, 1989, Pat. No. 4,939,912.

[52] U.S. Cl. .... **D7/605; D14/168**

[58] Field of Search ..... **D7/605-608; D14/168; 62/457.1, 457.2, 457.7; 206/541, 545**


### [56] References Cited

#### U.S. PATENT DOCUMENTS

D. 259,760 7/1981 Lucas et al. .... D7/605

### DESCRIPTION

FIG. 1 is a perspective view of a combined portable cooler and stereo showing my new design;  
FIG. 2 is a top plan view thereof;  
FIG. 3 is a right side elevational view thereof;  
FIG. 4 is a left side elevational view thereof;  
FIG. 5 is a front elevational view thereof, the opposite side being a mirror image; and,  
FIG. 6 is a bottom plan view thereof.






FIG. 1




FIG. 2

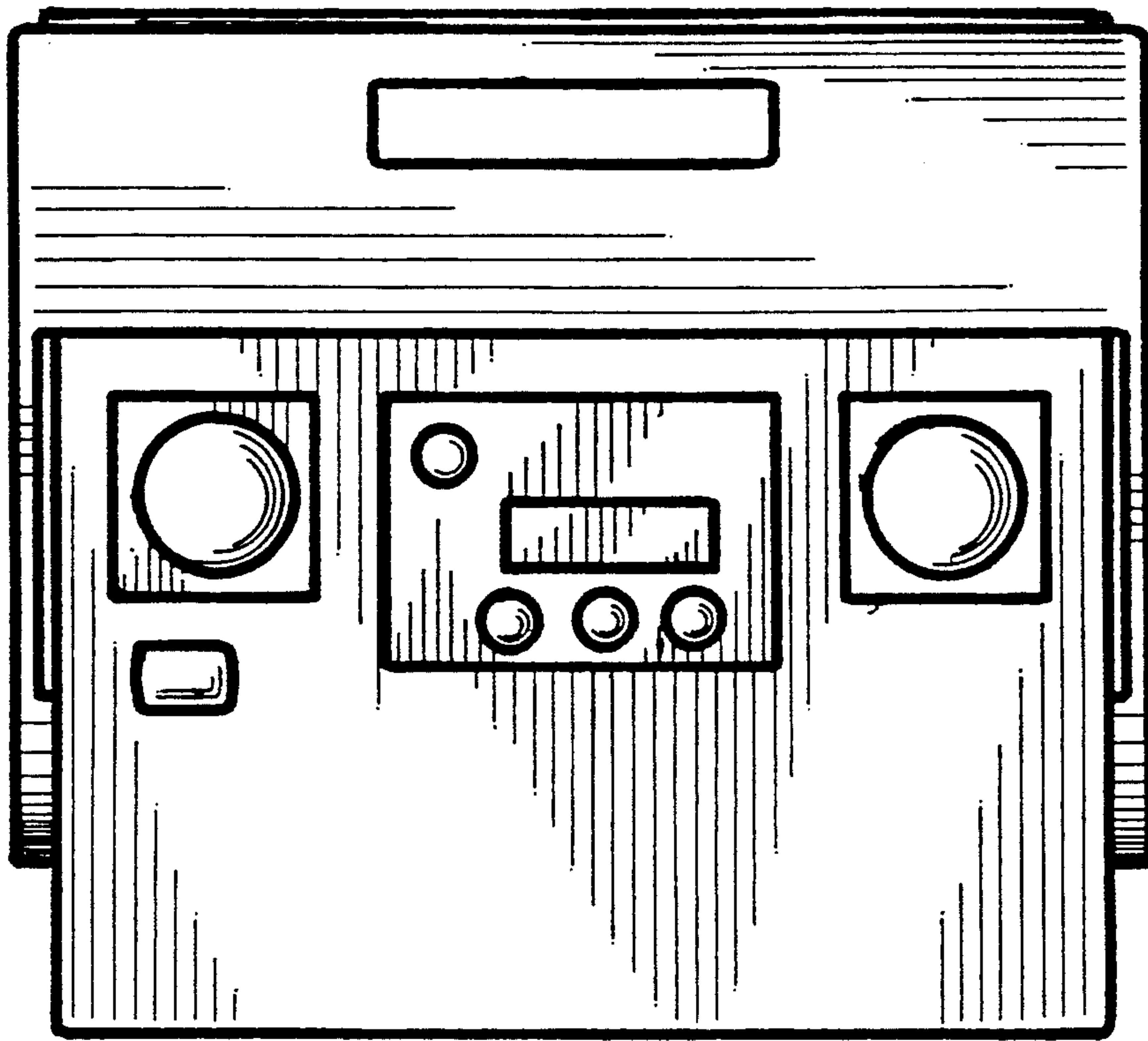


FIG. 3

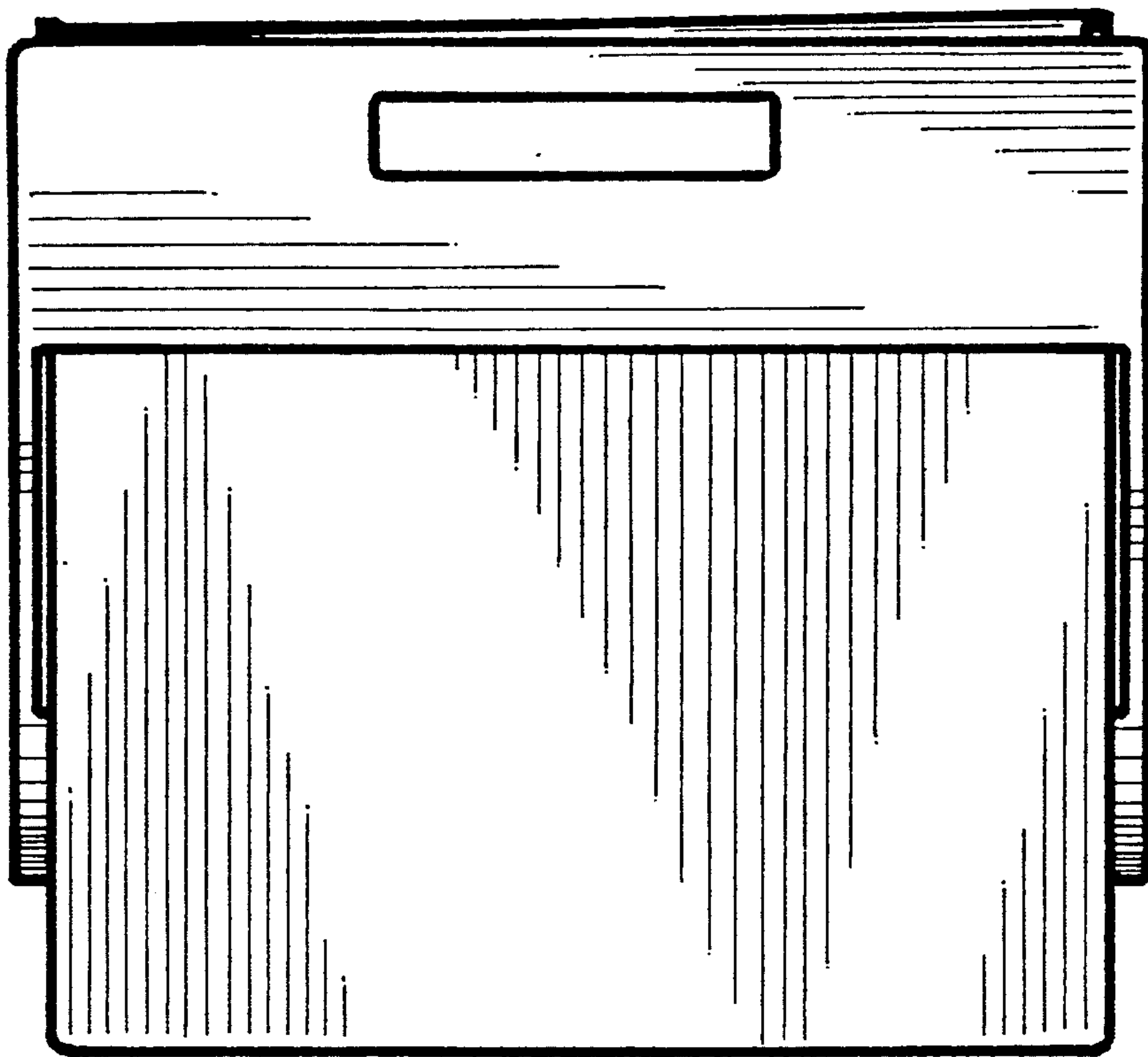


FIG. 4

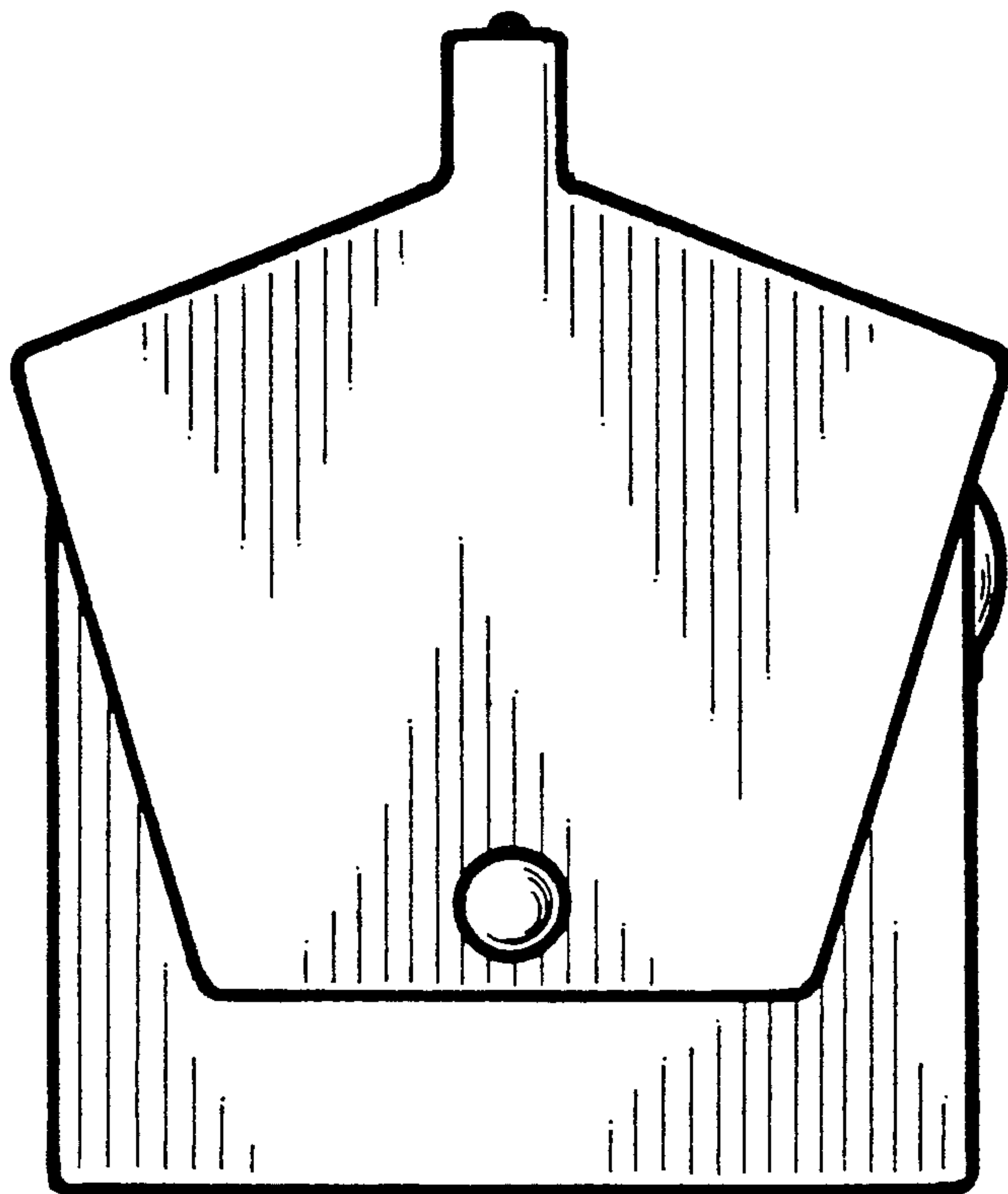


FIG. 5




FIG. 6