



US00D327603S

United States Patent [19]

[11] Patent Number: **Des. 327,603**

van Asten

[45] Date of Patent: **** Jul. 7, 1992**

[54] **HAND HELD ELECTRIC MIXER**

3,117,769 1/1964 Spingler 366/129
3,333,830 8/1967 Spingler et al. 366/129

[75] Inventor: **Jan F. van Asten, Klagenfurt, Austria**

[73] Assignee: **U.S. Philips Corporation, New York, N.Y.**

[**] Term: **14 Years**

[21] Appl. No.: **375,067**

[22] Filed: **Jun. 30, 1989**

[30] **Foreign Application Priority Data**

Jan. 30, 1989 [WO] World Int. Prop. O. ... DM/012.705

[52] U.S. Cl. **D7/376; D7/378**

[58] Field of Search **D7/376-380, D7/413; 366/129, 130, 197, 199, 204, 205, 314**

[56] **References Cited**

U.S. PATENT DOCUMENTS

D. 271,176	11/1983	Zimnowicz	D7/379
D. 308,001	5/1990	Ricard	D7/376
D. 313,533	1/1991	Rixen	D7/380
D. 314,489	2/1991	van Deursen et al.	D7/379

OTHER PUBLICATIONS

W. Bell & Co. Catalog; 1985; p. 375; #Moulinex Immersion Blender; middle right.

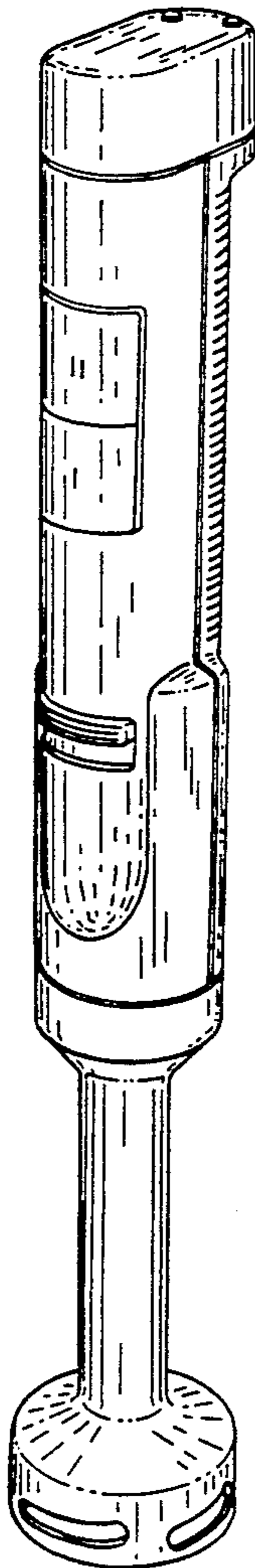
Primary Examiner—Nelson C. Holtje
Assistant Examiner—Caron D. Veynar
Attorney, Agent, or Firm—Jack E. Haken

[57] **CLAIM**

The ornamental design for a hand held electric mixer, as shown.

DESCRIPTION

FIG. 1 is a front, top and right side perspective view of a hand held electric mixer showing my new design; FIG. 2 is a front elevational view thereof; FIG. 3 is a rear elevational view thereof; FIG. 4 is a right side elevational view thereof; FIG. 5 is a left side elevational view thereof; FIG. 6 is a top plan view thereof; and, FIG. 7 is a bottom plan view thereof.



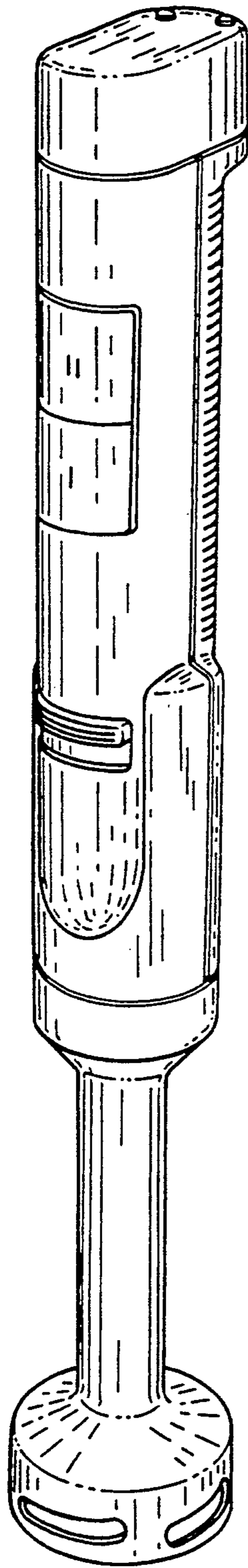


FIG. 1

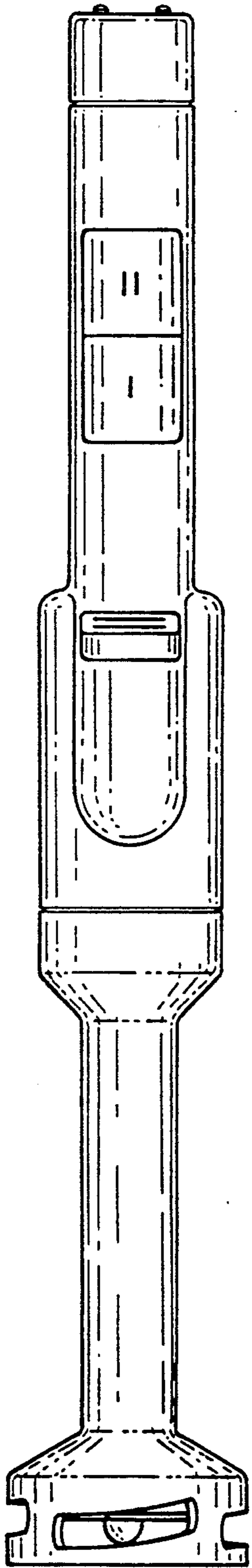


FIG. 2

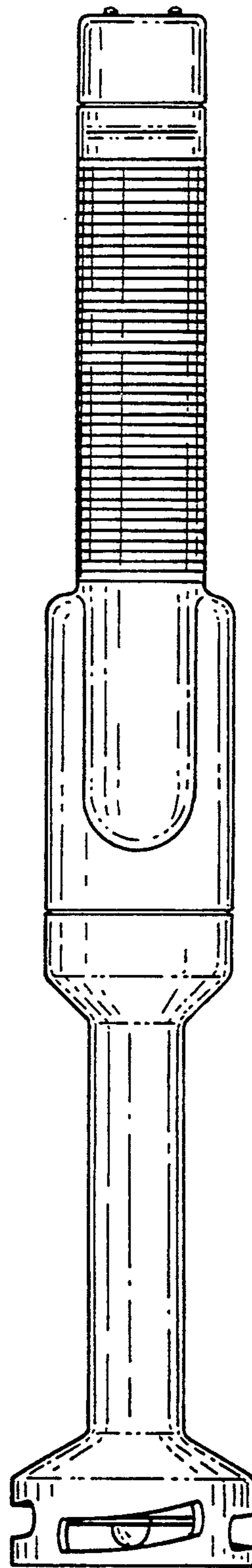


FIG. 3

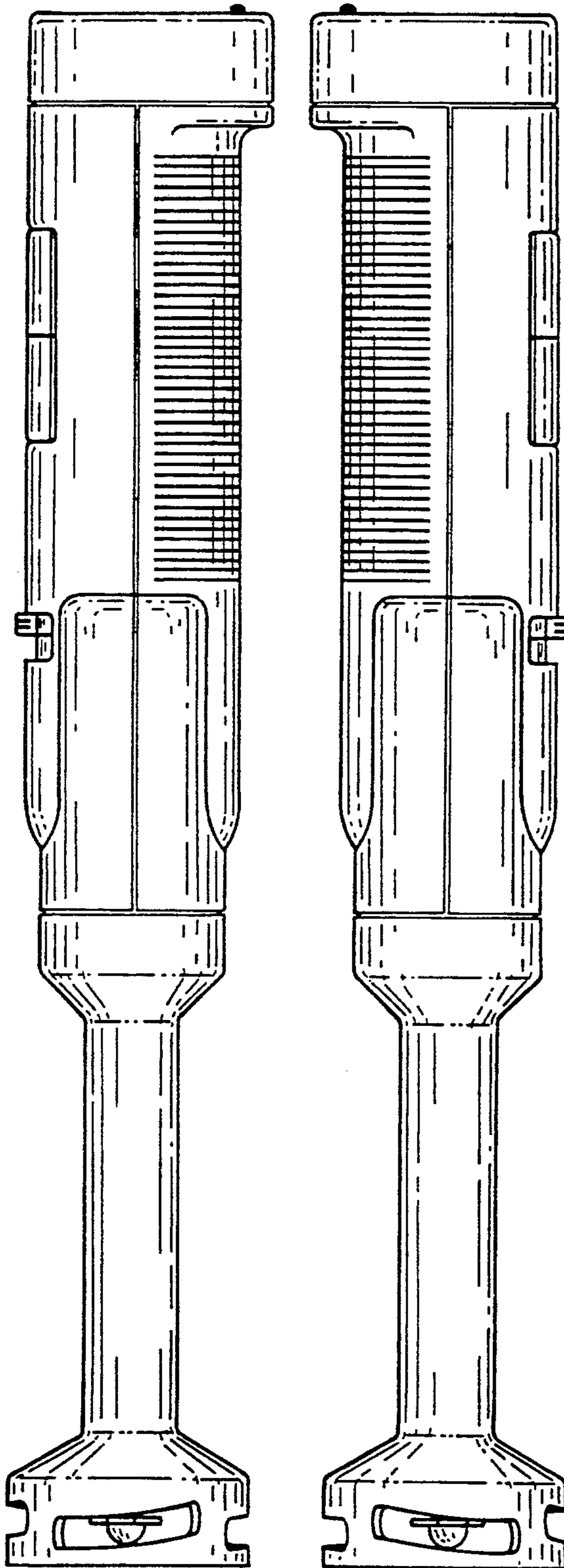


FIG. 4

FIG. 5




FIG. 6




FIG. 7