



US00D327589S

United States Patent [19] Ma

[11] Patent Number: **Des. 327,589**

[45] Date of Patent: **** Jul. 7, 1992**

[54] **QUILT RACK OR SIMILAR ARTICLE**

[76] Inventor: **Mark Ma, 1415 Martens Dr.,
Hammond, La. 70401**

[**] Term: **14 Years**

[21] Appl. No.: **495,227**

[22] Filed: **Mar. 19, 1990**

[52] U.S. Cl. **D6/410**

[58] Field of Search **D6/409, 410, 411-415,
D6/396, 463; 211/13, 133, 163**

D. 203,119 12/1965 Ginat D6/410
D. 204,847 5/1966 Hill D6/410
D. 316,342 4/1991 Kee D6/410
D. 317,686 6/1991 Kee D6/410

Primary Examiner—Carmen H. Vales-Lado
Attorney, Agent, or Firm—Pravel, Gambrell, Hewitt
Kimball & Krieger

[57] **CLAIM**

The ornamental design for a quilt rack or similar article,
as shown and described.


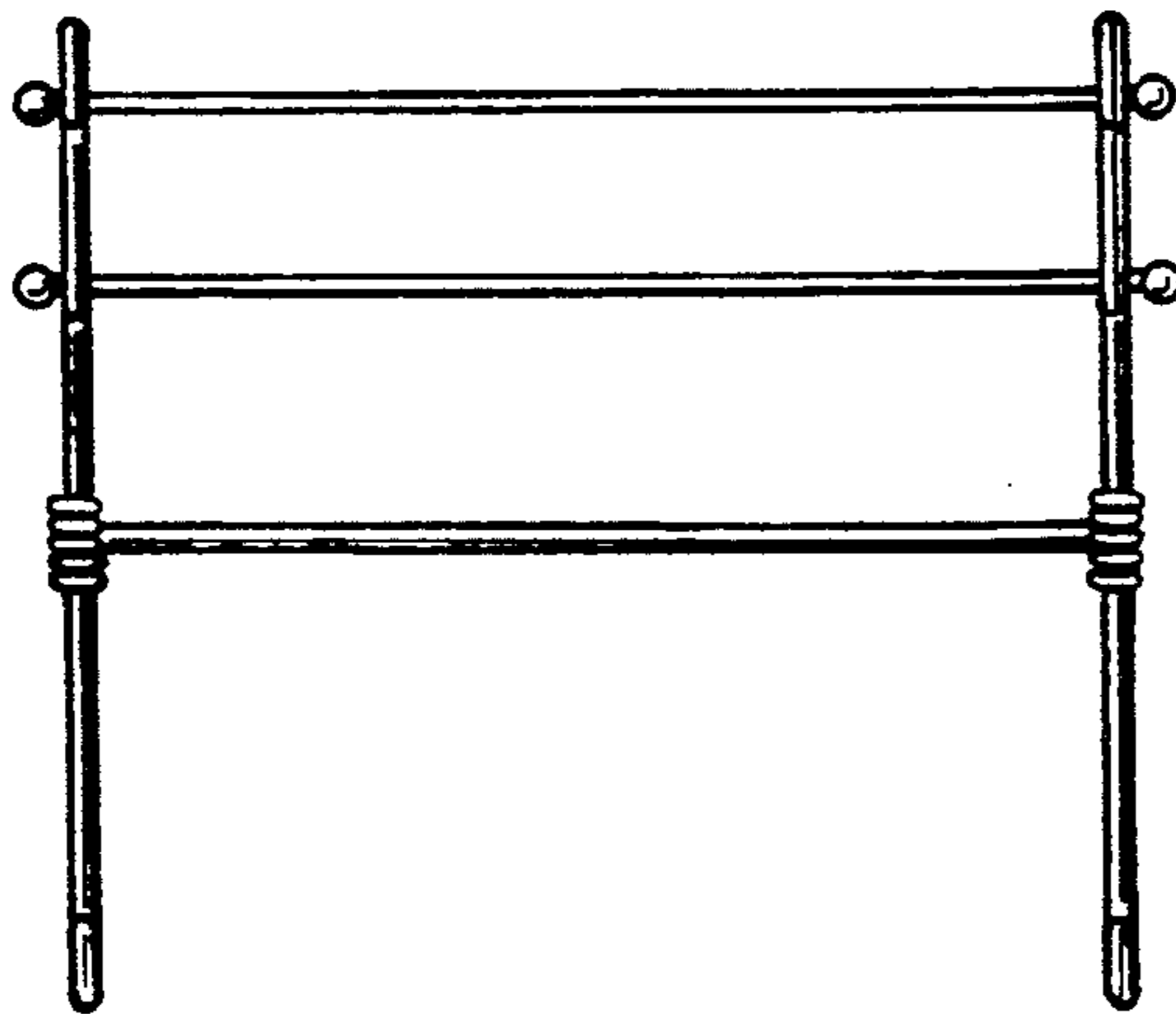
[56] **References Cited**

U.S. PATENT DOCUMENTS

D. 460	5/1852	Waterman	D6/410
D. 1,007	5/1858	Waterman	D6/410
D. 1,032	8/1858	Waterman	D6/410
D. 92,663	7/1934	Lehman	D6/410
D. 142,304	8/1945	Marchand	D6/410
D. 162,908	4/1951	Volk	D6/410

DESCRIPTION

FIG. 1 is a front elevational view of a quilt rack or similar article showing my new design, the rear view being identical thereto;
FIG. 2 is an end elevational view, the opposite end being identical thereto;
FIG. 3 is a top plan view thereof; and,
FIG. 4 is a bottom plan view thereof.






FIG. 3




FIG. 2




FIG. 1




FIG. 4