



US00D327582S

United States Patent [19]

[11] Patent Number: **Des. 327,582**

Mathews

[45] Date of Patent: **** Jul. 7, 1992**

[54] HANGER COVER

Primary Examiner—B. J. Bullock
Attorney, Agent, or Firm—Gregg I. Anderson

[76] Inventor: Janet L. Mathews, 3806 E. 133rd Ct., Thornton, Colo. 80241

[57] **CLAIM**

[**] Term: **14 Years**

The ornamental design for a hanger cover, as shown and described.

[21] Appl. No.: **331,540**

DESCRIPTION

[22] Filed: **Mar. 31, 1989**

FIG. 1 is a perspective view of the hanger cover showing my new design, the hanger hook being shown in broken lines for illustrative purposes only;

[52] U.S. Cl. **D6/328**

FIG. 2 is a reduced top plan view thereof;

[58] Field of Search **D6/328; 150/154; 223/98**

FIG. 3 is a reduced front elevational view thereof;

[56] **References Cited**

U.S. PATENT DOCUMENTS

2,003,114	5/1935	Goldsmith	223/98
2,125,867	8/1938	Binns	223/98
2,521,250	9/1950	Pence	223/98
2,578,741	12/1951	Reiner	223/98
3,167,224	1/1965	Landers	223/98
3,294,297	12/1966	Raphael	223/98

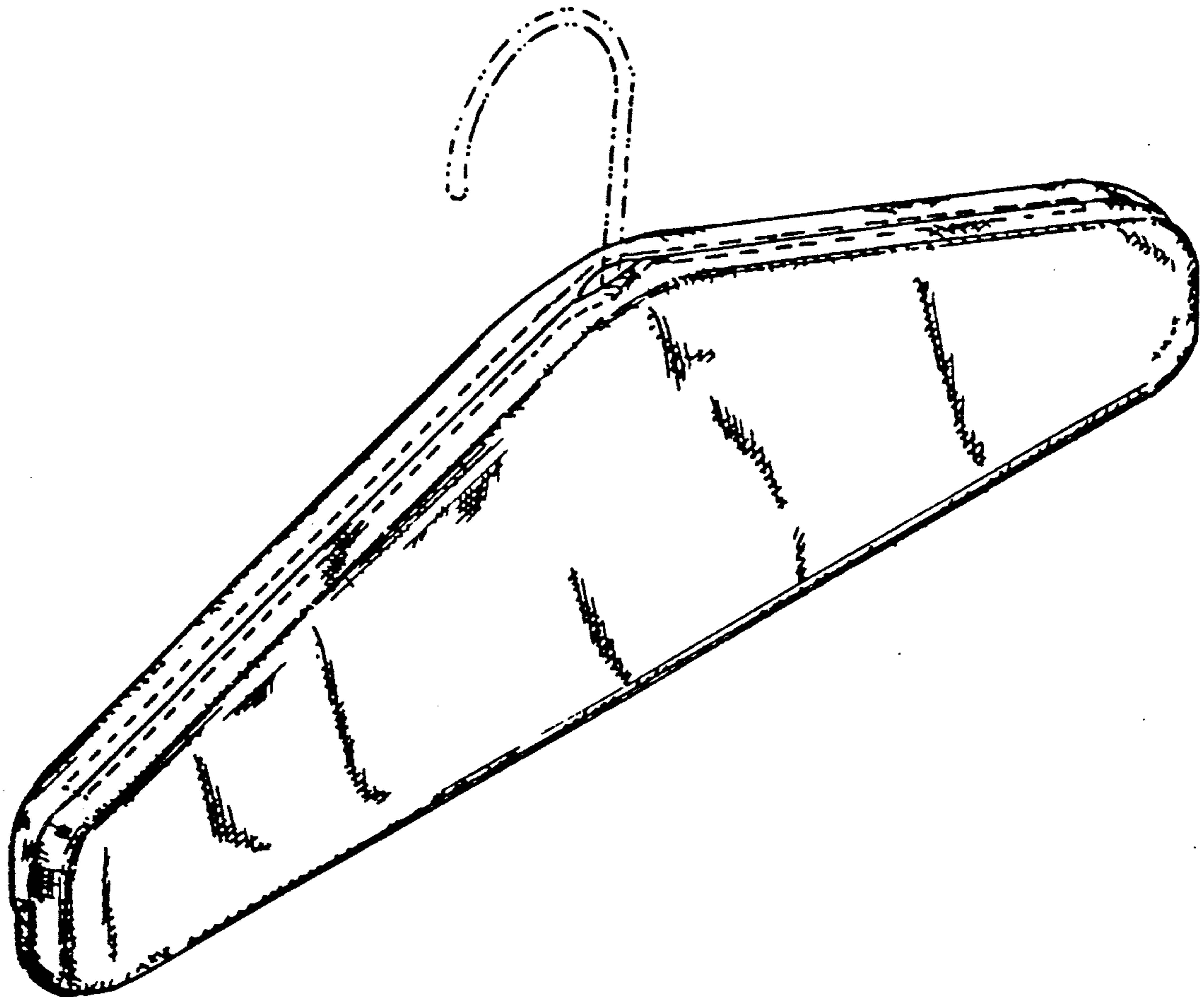
FIG. 4 is a reduced left side elevational view thereof, the right side being substantially a mirror image;

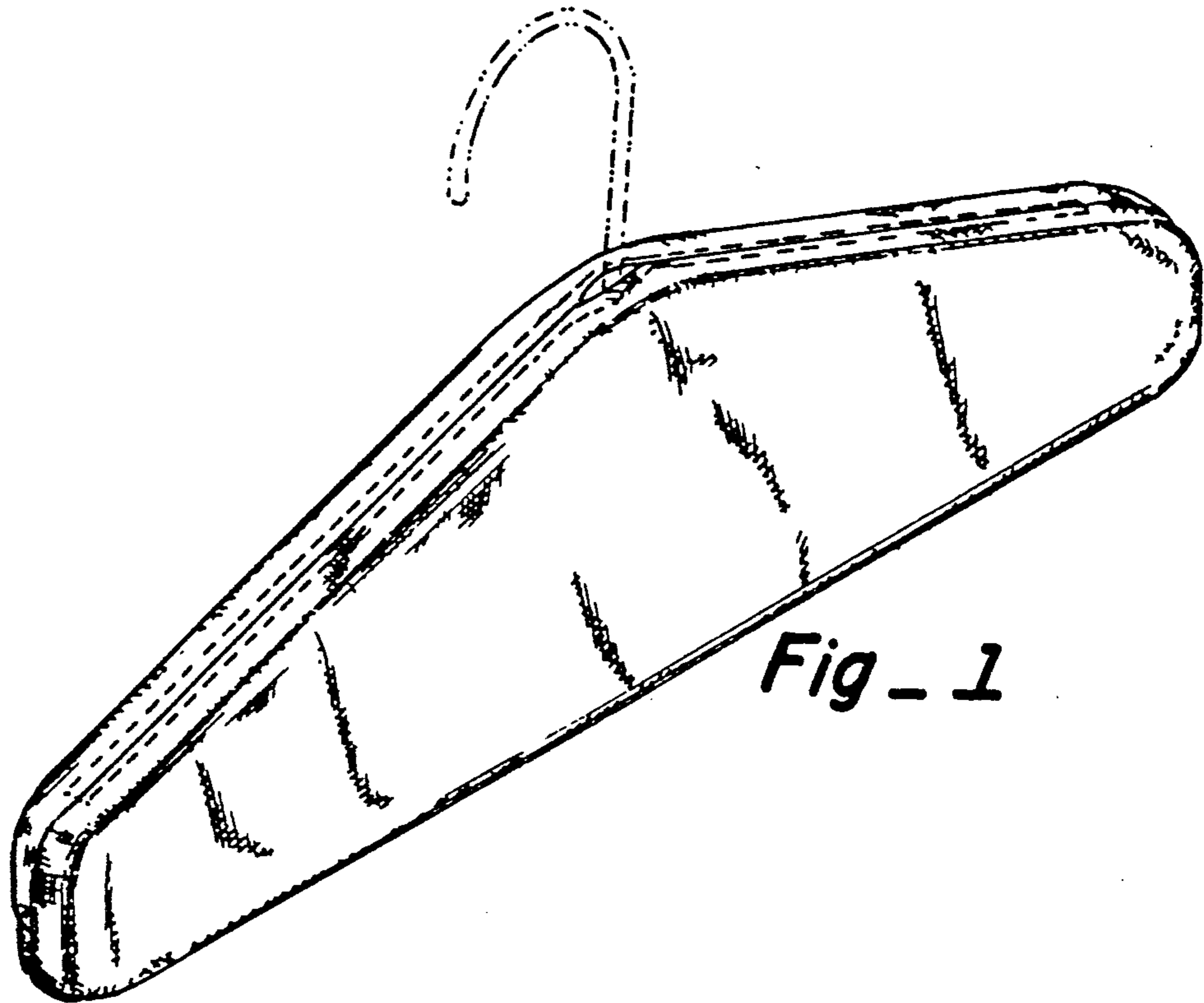
FIG. 5 is a reduced bottom plan view thereof; and,

FIG. 6 is a reduced rear elevational view thereof.

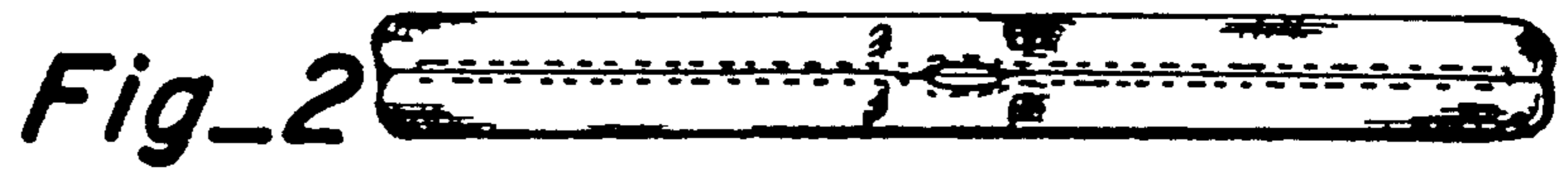
The cross line shading which is partially shown is understood to repeat uniformly across the surface of the design and to represent conventional fabric.

The rows of dotted lines in FIG. 6 represent a band of stitching.





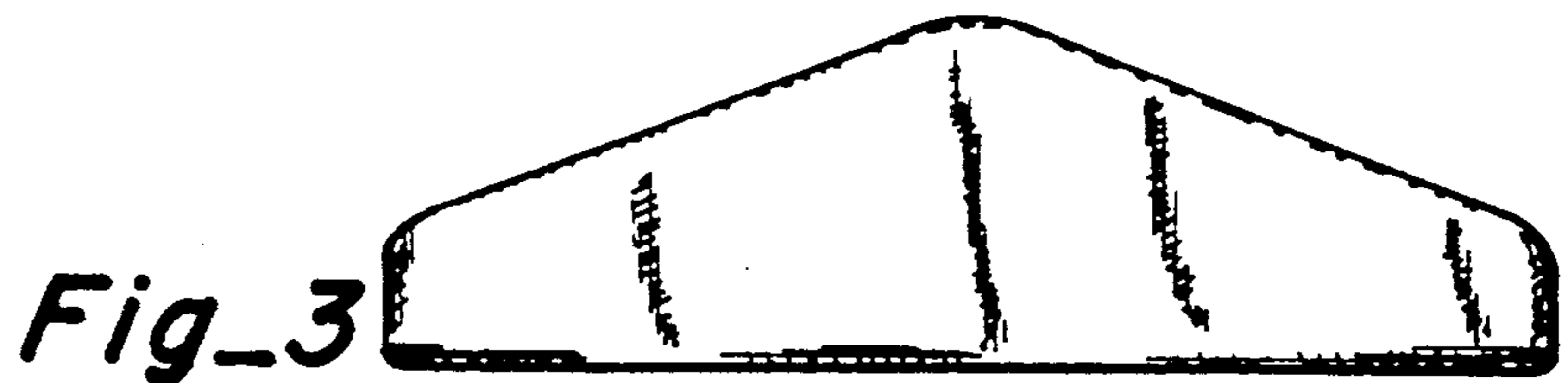
Fig_1




Fig_2



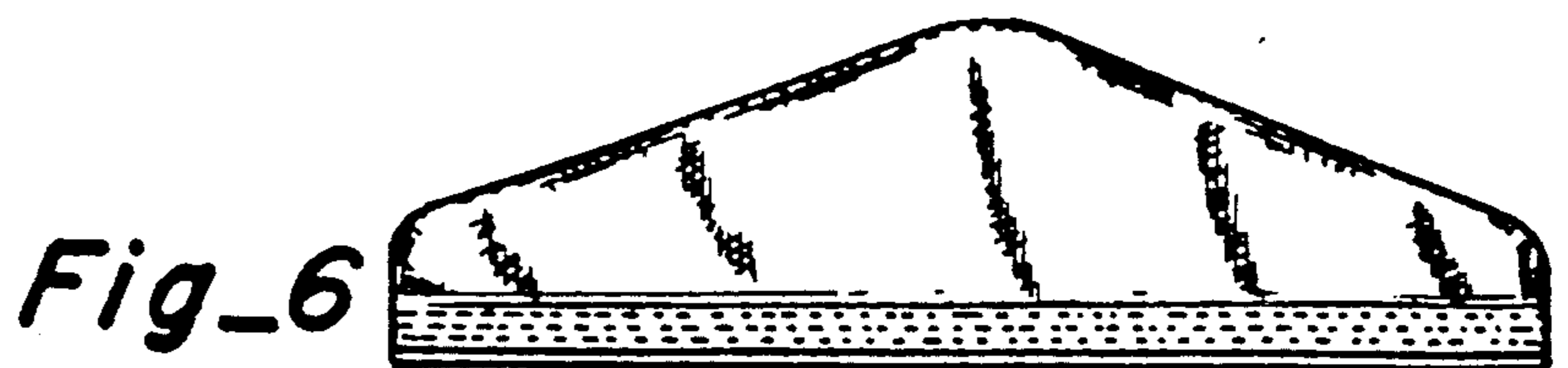
Fig_4



Fig_3



Fig_5



Fig_6