



US00D327580S

United States Patent [19]

[11] Patent Number: **Des. 327,580**

Fildan

[45] Date of Patent: **** Jul. 7, 1992**

[54] **CLOTHES HANGER**

[76] Inventor: **Gerhard Fildan**, Kriehburgergasse 31, A-1050 Vienna, Austria

[**] Term: **14 Years**

[21] Appl. No.: **407,796**

[22] Filed: **Sep. 15, 1989**

Related U.S. Application Data

[63] Continuation-in-part of Ser. No. 44,974, Apr. 30, 1987, Pat. No. D. 305,484.

[52] U.S. Cl. **D6/326**

[58] Field of Search **D6/315, 326; 223/85, 223/95, 96; 211/113**

[56] **References Cited**

U.S. PATENT DOCUMENTS

D. 207,076	2/1967	Bertram	D6/315
D. 229,914	1/1974	Lindemann	D6/315
D. 281,552	12/1985	Zuckerman	D6/326
D. 298,184	10/1988	Tendrup et al.	D6/326
4,623,079	11/1986	Tendrup et al.	223/85
4,828,155	5/1989	Louw	223/85
4,892,237	1/1990	Duester et al.	223/85

FOREIGN PATENT DOCUMENTS

0385358 2/1990 European Pat. Off. 223/85

Primary Examiner—B. J. Bullock

Attorney, Agent, or Firm—Herbert Dubno; Ronald Lianides

[57] **CLAIM**

The ornamental design for a clothes hanger, as shown and described.

DESCRIPTION

FIG. 1 is a front elevational view of the clothes hanger showing my new design, the rear view being a mirror image thereof;

FIG. 2 is a top plan view thereof;

FIG. 3 is a bottom plan view thereof;

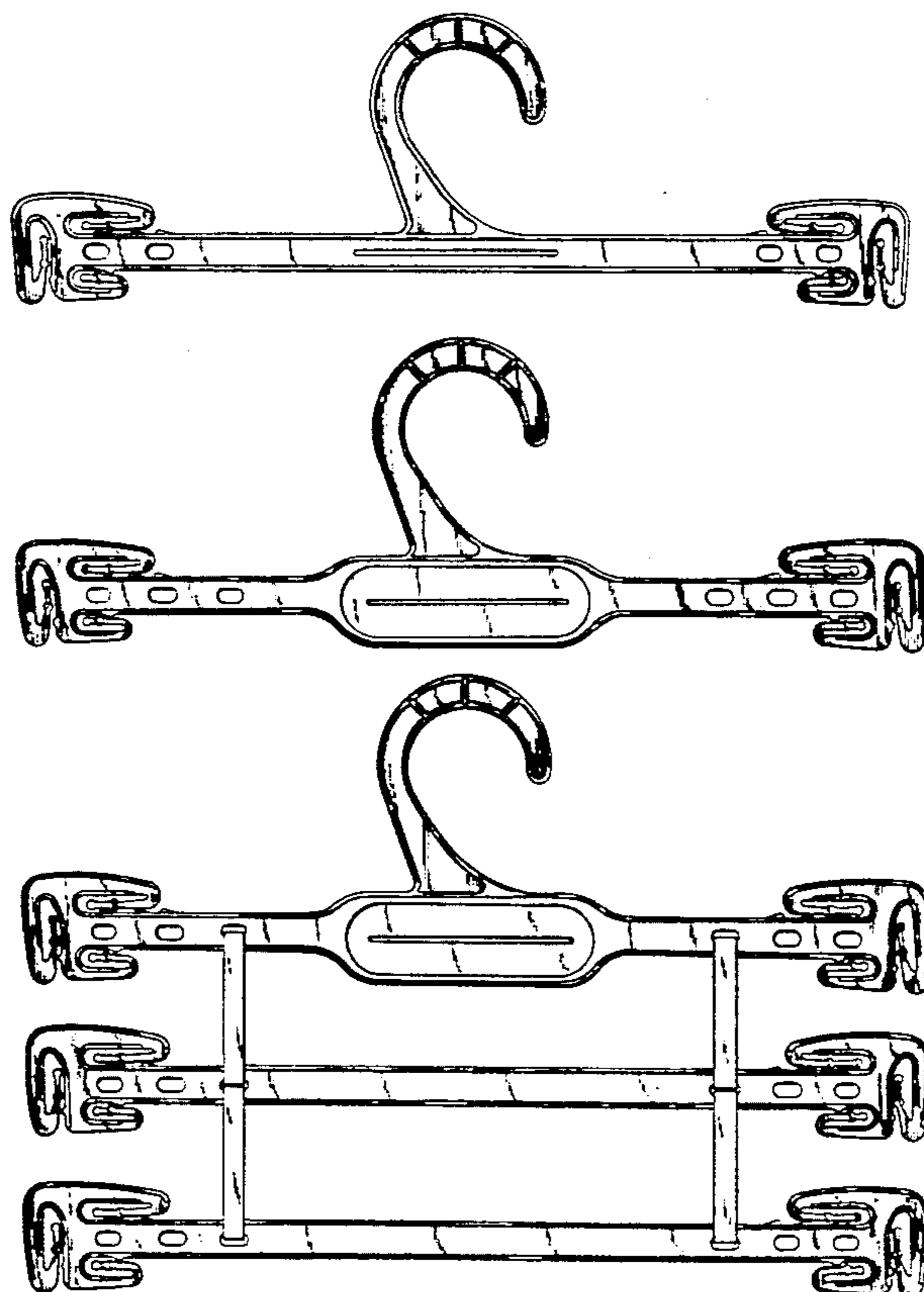
FIG. 4 is a fragmentary elevational end view of the gripper portion shown separately for clarity of illustration, the opposite end being identical;

FIG. 5 is a sectional view taken in the direction of the arrows on line V—V of FIG. 1;

FIG. 6 is a front elevational view of a second embodiment of the design of FIG. 1, the only difference being the inclusion of the slot below the hook and the pair of apertures at each gripper;

FIG. 7 is a front elevational view of a third embodiment of the design of FIG. 1, the only difference being the inclusion of the slot below the hook and the enlarged area surrounding it, and the provision of three apertures at each gripper; and,

FIG. 8 is a front elevational view of a fourth embodiment of the design of FIG. 1, the only difference being the inclusion of the slot below the hook and the enlarged area surrounding it, the provision of three apertures at each gripper, the inclusion of two hanger bars having no hooks and three apertures at each gripper, and the loops connecting the hangers.



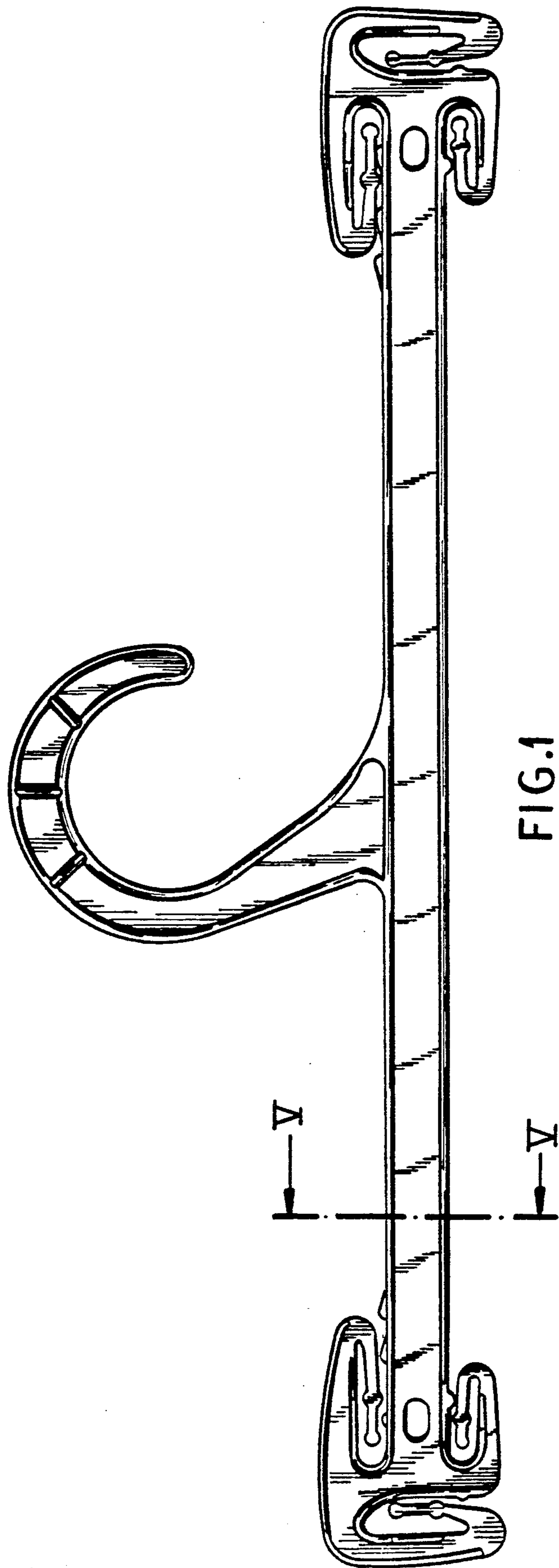




FIG. 2



FIG. 3



FIG. 4



FIG. 5

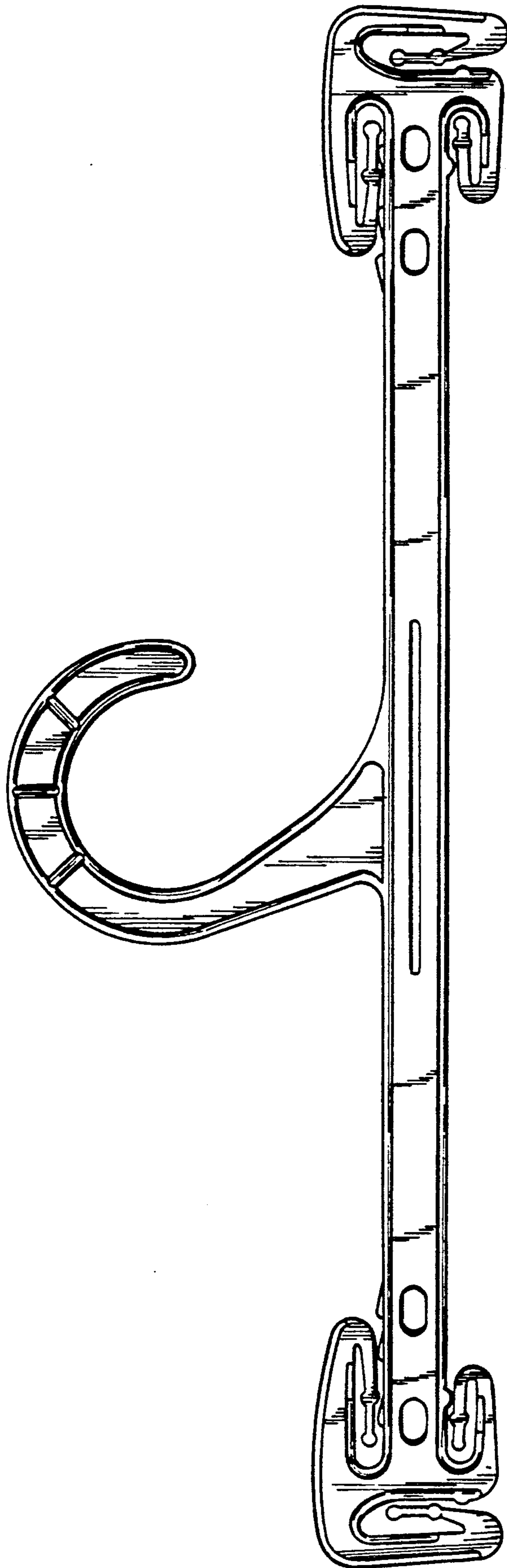


FIG.6

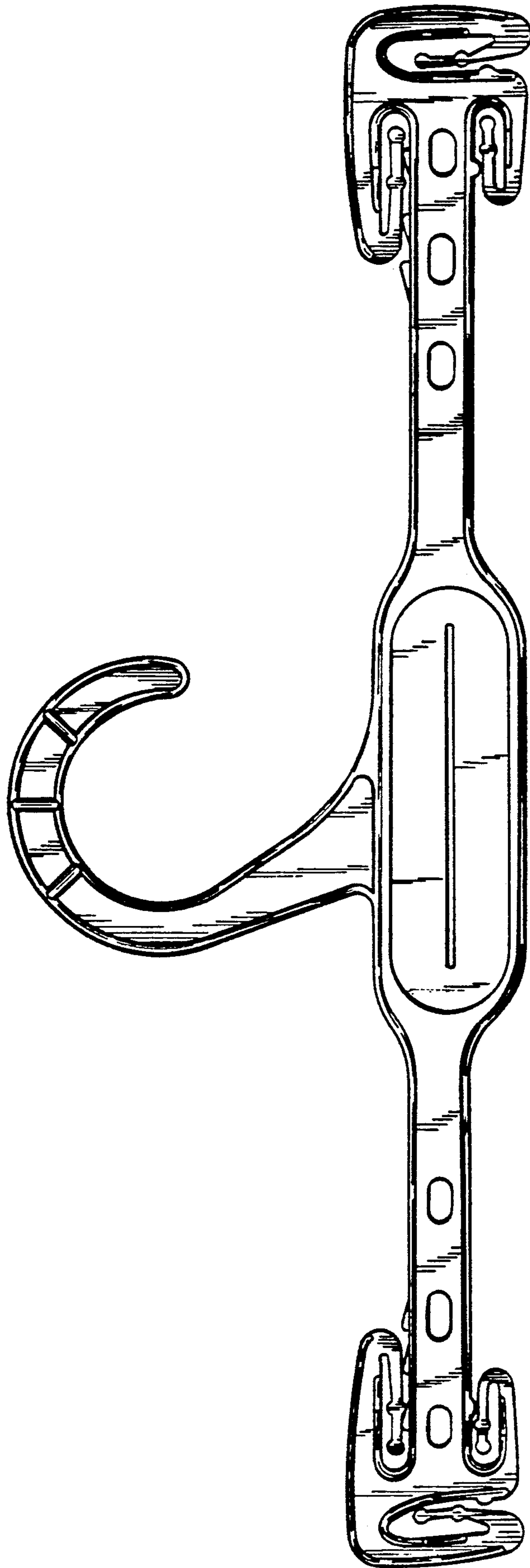


FIG. 7

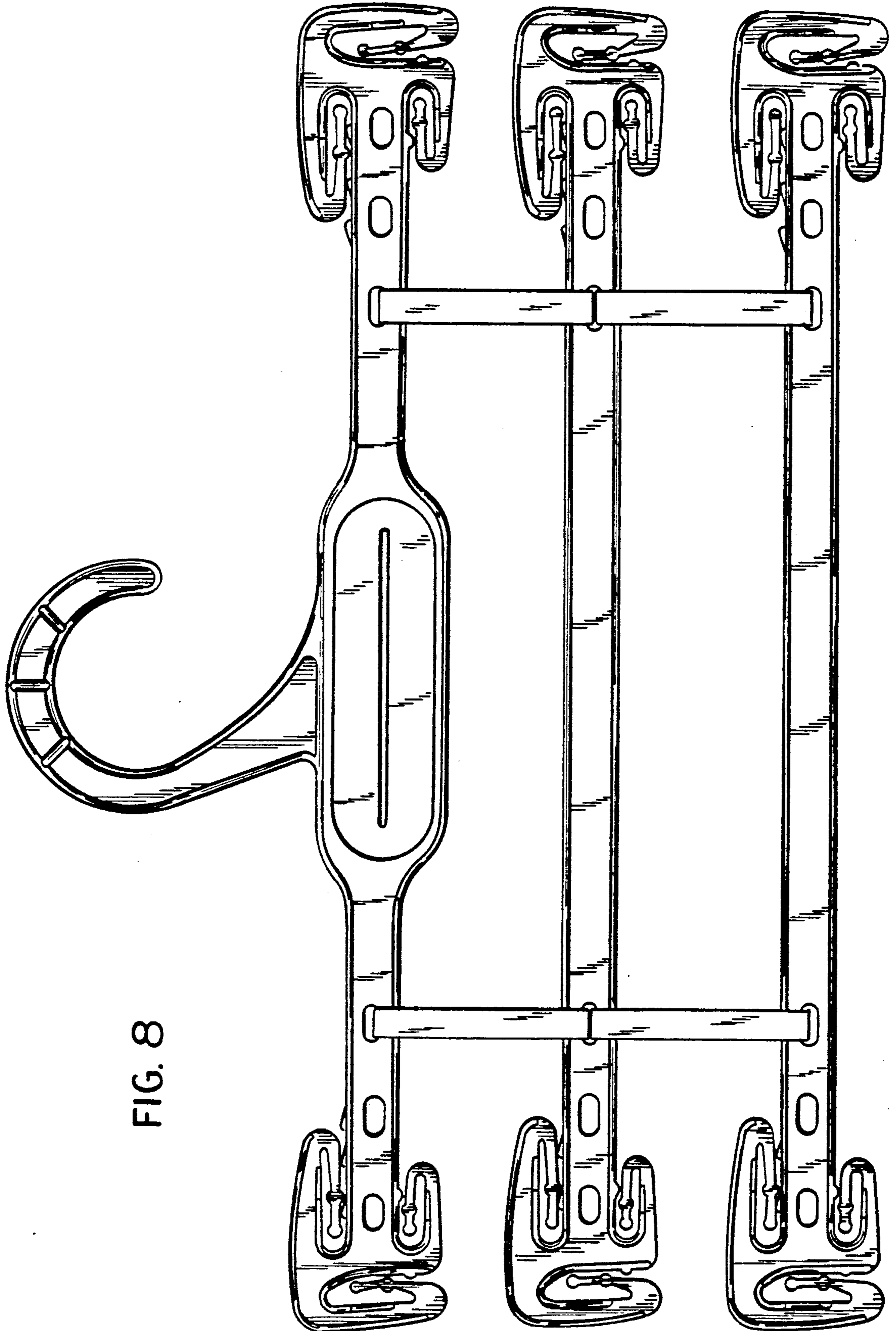


FIG. 8