



US00D327578S

United States Patent [19]

[11] Patent Number: **Des. 327,578**

Fildan

[45] Date of Patent: **** Jul. 7, 1992**

[54] CLOTHES HANGER

[57] CLAIM

[76] Inventor: **Gerhard Fildan, Kriehburgergasse 31, A-1050 Vienna, Austria**

The ornamental design for a clothes hanger, as shown and described.

[**] Term: **14 Years**

DESCRIPTION

[21] Appl. No.: **407,792**

FIG. 1 is a front elevational view of the clothes hanger showing my new design, the rear view being a mirror image thereof;

[22] Filed: **Sep. 15, 1989**

FIG. 2 is a top plan view thereof;

[52] U.S. Cl. **D6/326**

FIG. 3 is a bottom plan view thereof;

[58] Field of Search **D6/315, 326, 317; 223/85, 95, 96; 211/113**

FIG. 4 is a fragmentary elevational end view of the gripper portion shown separately for clarity of illustration, the opposite end being identical;

[56] **References Cited**

FIG. 5 is a sectional view taken in the direction of the arrows on line V—V of FIG. 1;

U.S. PATENT DOCUMENTS

FIG. 6 is a front elevational view of a second embodiment of the design of FIG. 1, the only difference being the inclusion of the slot below the hook and the pair of apertures at each gripper;

- D. 207,076 2/1967 Bertram D6/317
- D. 229,914 1/1974 Lindemann D6/315
- D. 281,552 12/1985 Zuckerman et al. D6/326
- D. 298,184 10/1988 Tendrup et al. D6/326
- D. 305,484 1/1990 Fildan D6/326
- 4,623,079 11/1986 Tendrup et al. 223/96
- 4,828,155 5/1989 Louw 223/85
- 4,892,237 1/1990 Duester et al. 223/85

FIG. 7 is a front elevational view of a third embodiment of the design of FIG. 1, the only difference being the inclusion of the slot below the hook and the enlarged area surrounding it, and the provision of three apertures at each gripper; and,

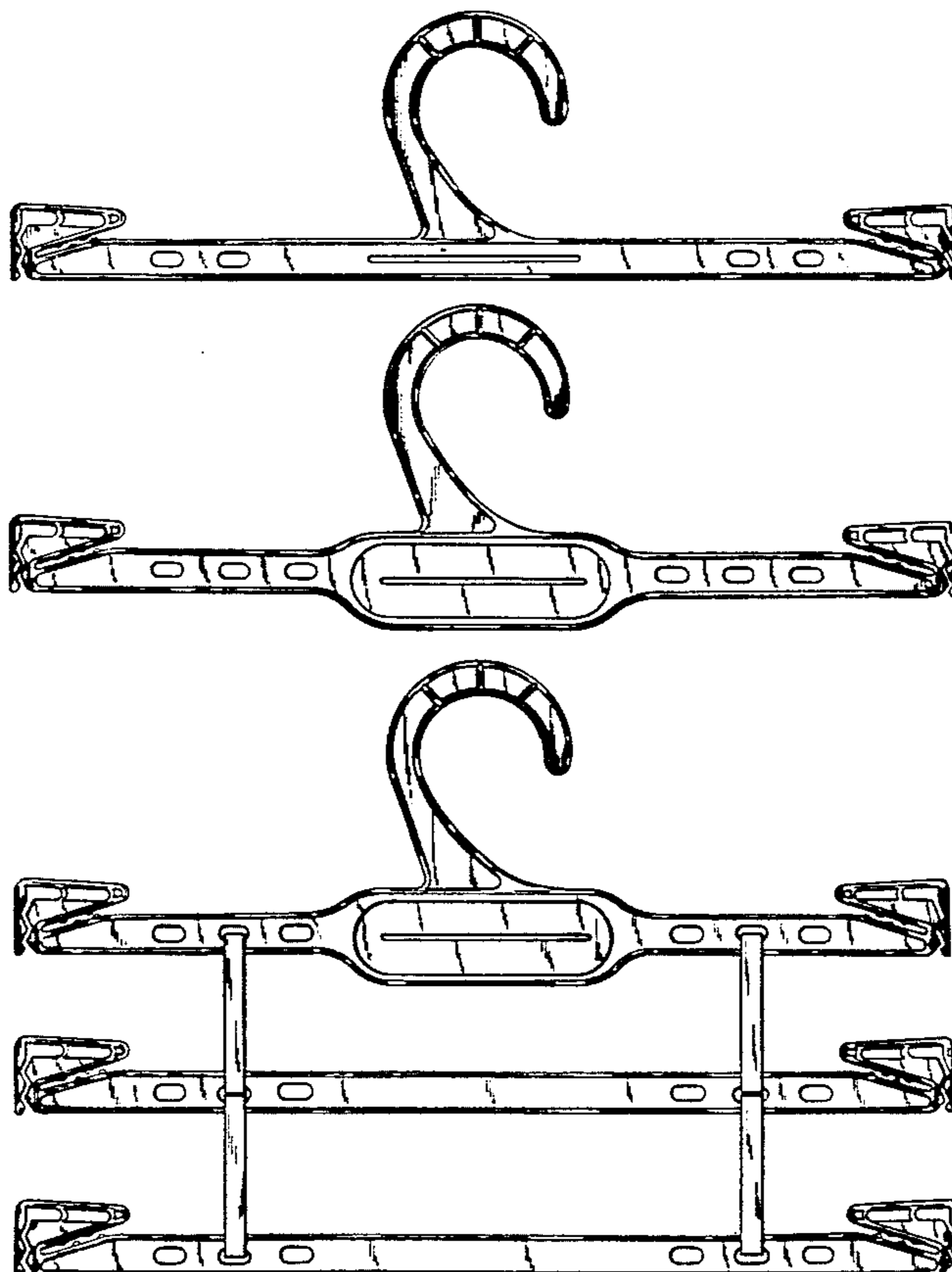
FOREIGN PATENT DOCUMENTS

0385358 2/1990 European Pat. Off. .

FIG. 8 is a front elevational view of a fourth embodiment of the design of FIG. 1, the only difference being the inclusion of the slot below the hook and the enlarged area surrounding it, the provision of three apertures at each gripper, the inclusion of two hanger bars having no hooks and three apertures at each gripper, and the loops connecting the hangers.

Primary Examiner—B. J. Bullock

Attorney, Agent, or Firm—Herbert Dubno; Ronald Lianides



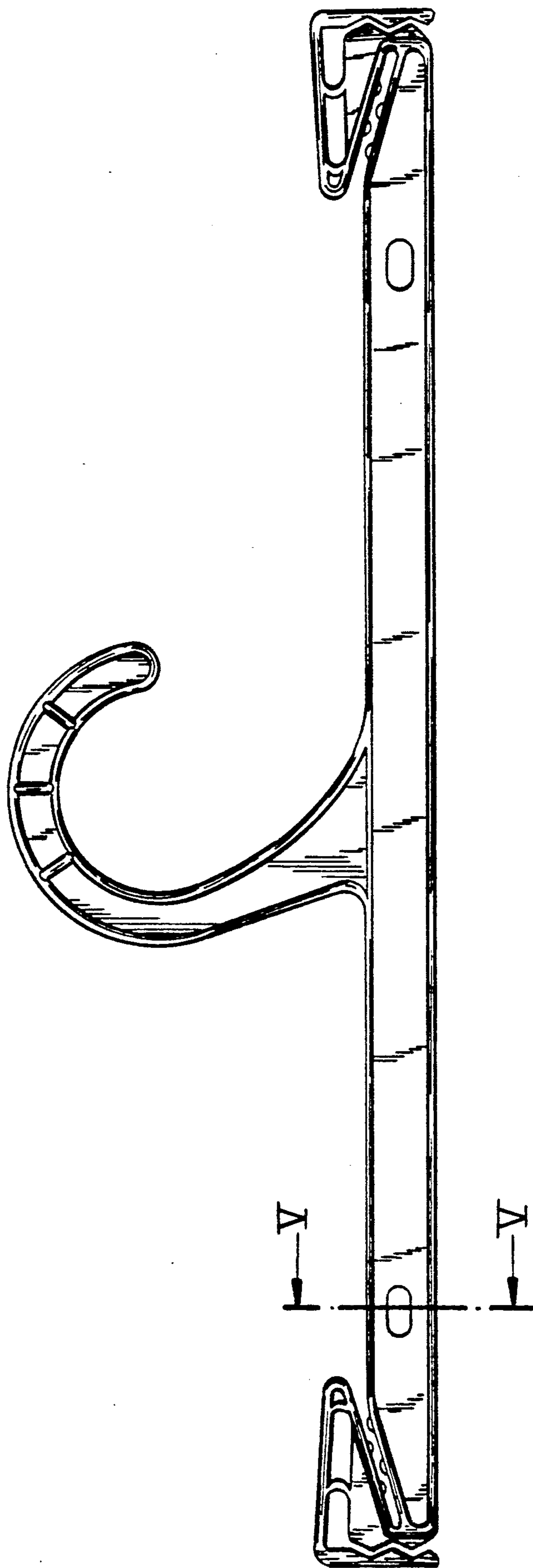


FIG. 1



FIG. 2



FIG. 3



FIG. 4



FIG. 5

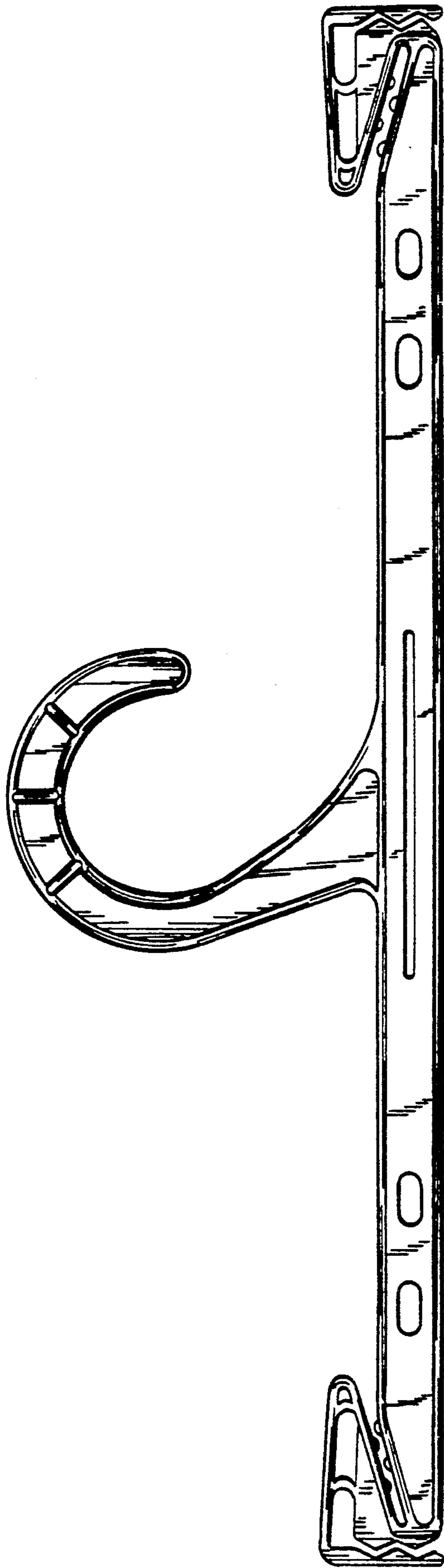


FIG.6

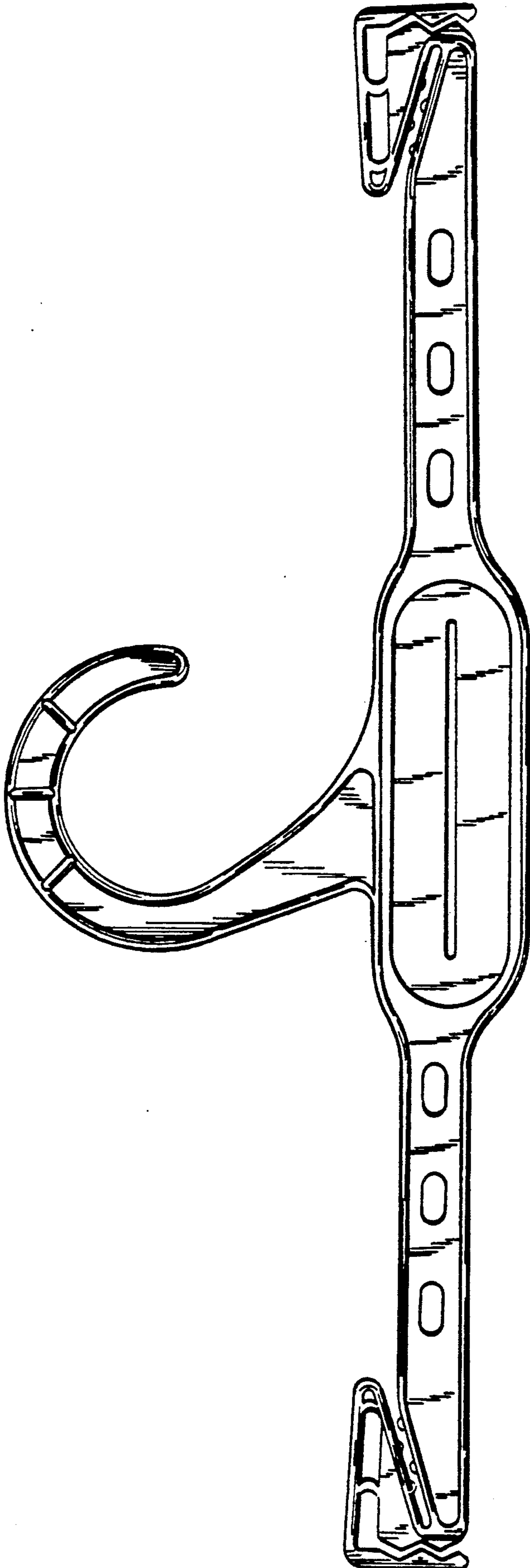


FIG. 7

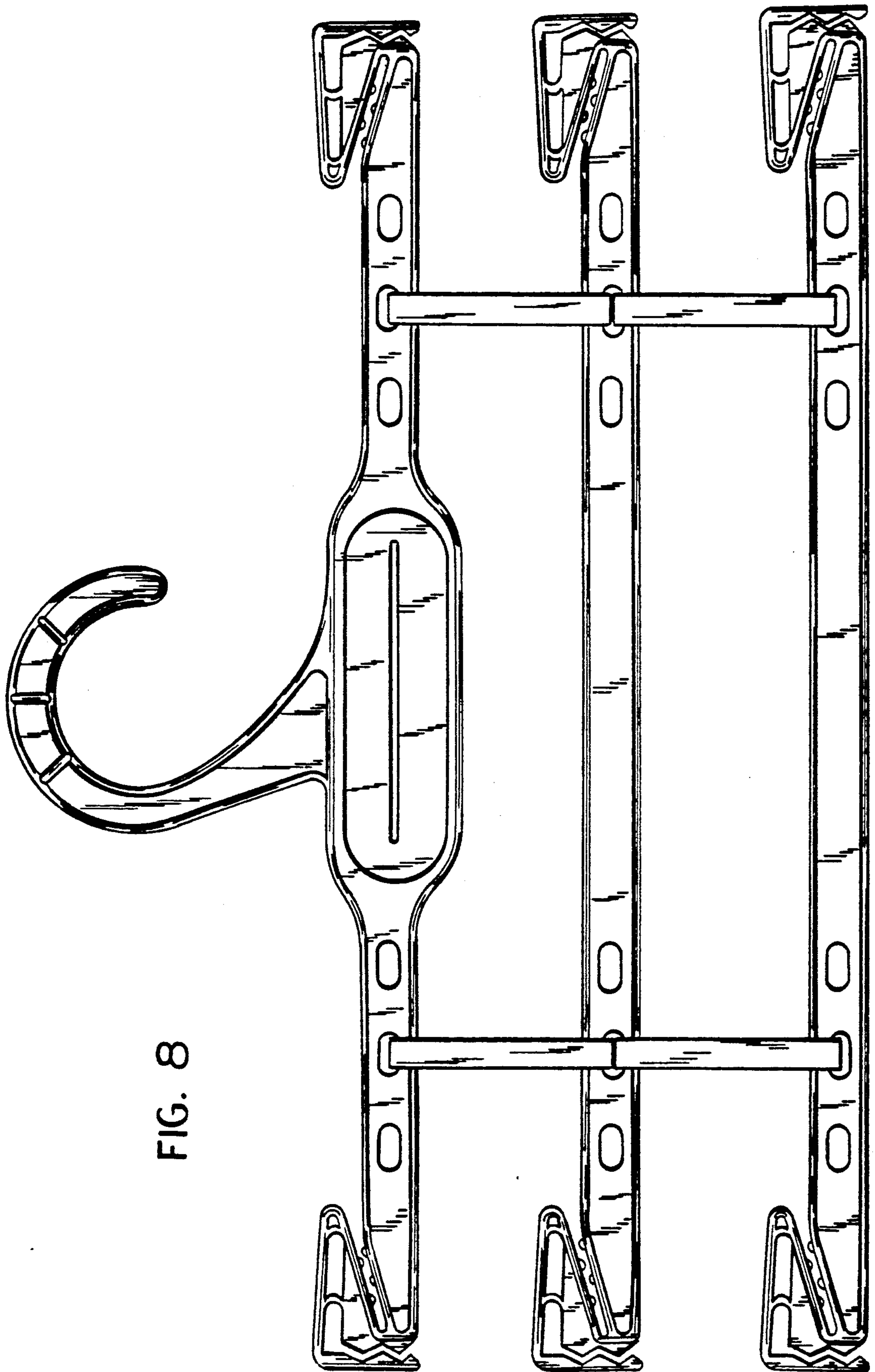


FIG. 8