



US00D327569S

United States Patent [19]

[11] Patent Number: **Des. 327,569**

Hoshimi

[45] Date of Patent: **** Jul. 7, 1992**

[54] **SHOE SOLE**

[75] Inventor: **Michihito Hoshimi, Kobe, Japan**

[73] Assignee: **Asics Corporation, Hyogo, Japan**

[**] Term: **14 Years**

[21] Appl. No.: **456,272**

[22] Filed: **Dec. 26, 1989**

[30] **Foreign Application Priority Data**

Jul. 10, 1989 [JP] Japan 1-25616

[52] U.S. Cl. **D2/320**

[58] Field of Search **D2/264, 265, 274, 308-314, D2/317-322; 36/25 R, 28, 29, 30 R, 32 R, 43, 44, 59 R, 59 C, 102-106, 112-116, 132, 136**

[56] **References Cited**

U.S. PATENT DOCUMENTS

- D. 171,130 12/1953 Gruner D2/320
- D. 244,967 7/1977 Famolare, Jr. D2/320
- D. 248,127 6/1978 Batra D2/320
- D. 255,178 6/1980 Fuzita D2/320
- D. 305,954 2/1990 Kin D2/320 X
- 4,897,936 2/1990 Fuerst 36/59 R

FOREIGN PATENT DOCUMENTS

- 510062 5/1979 Japan .
- 57-5705 2/1982 Japan .
- 57-9033 6/1982 Japan .
- 756829 3/1989 Japan .

Primary Examiner—Louis S. Zarfaz
Attorney, Agent, or Firm—Nixon & Vanderhye

[57] **CLAIM**

The ornamental design for a shoe sole, as shown and described.

DESCRIPTION

FIG. 1 is a perspective view of a shoe sole showing my new design in a position of use. The broken line showing of the shoe in FIG. 1 is for illustrative purposes only and forms no part of the claimed design;

FIG. 2 is a left side elevational view thereof;

FIG. 3 is a front elevational view thereof;

FIG. 4 is a right side elevational view thereof;

FIG. 5 is a rear elevational view thereof;

FIG. 6 is a top plan view thereof;

FIG. 7 is a bottom plan view thereof; and,

FIG. 8 is a perspective view thereof.

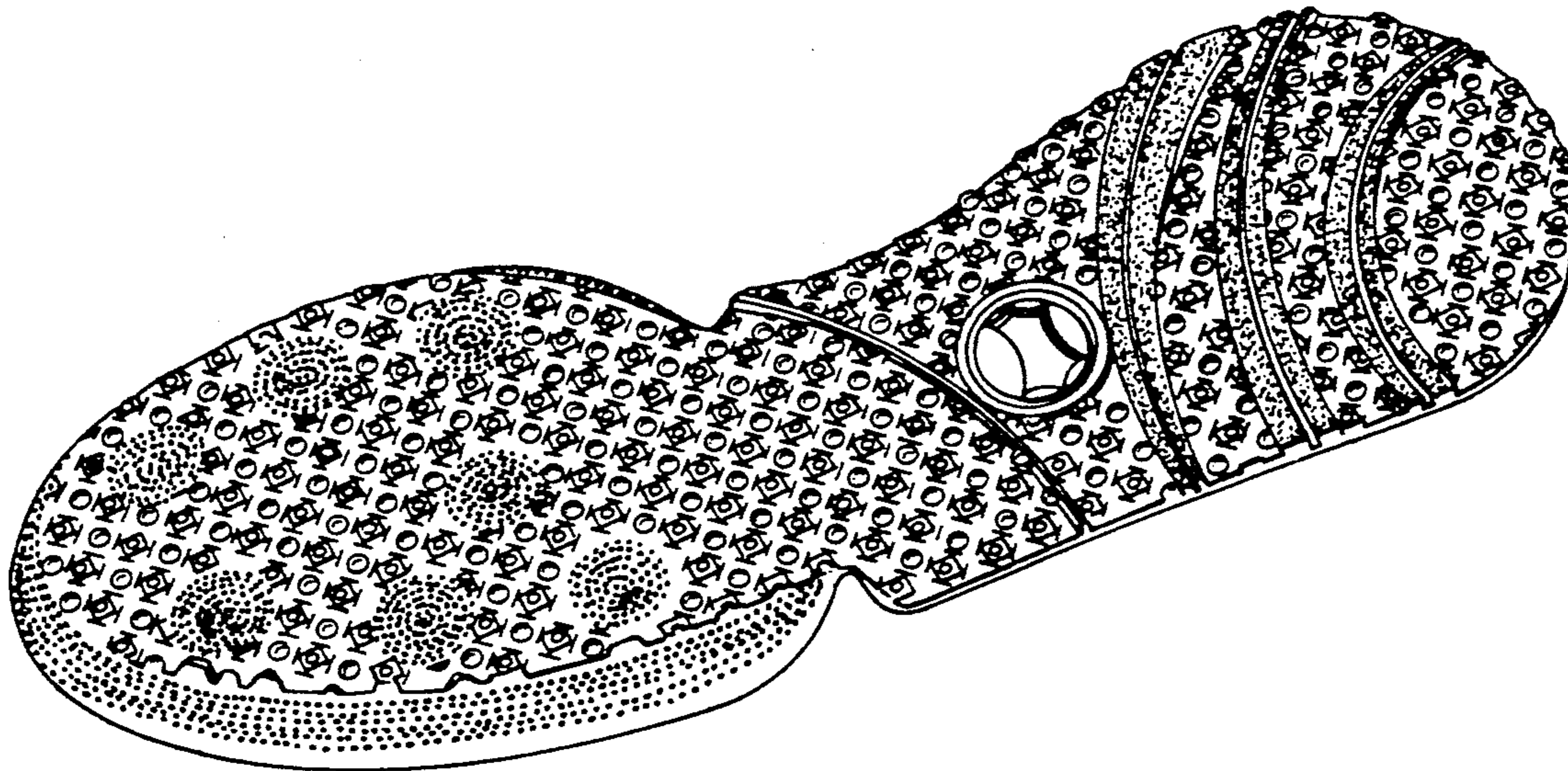


Fig. 1

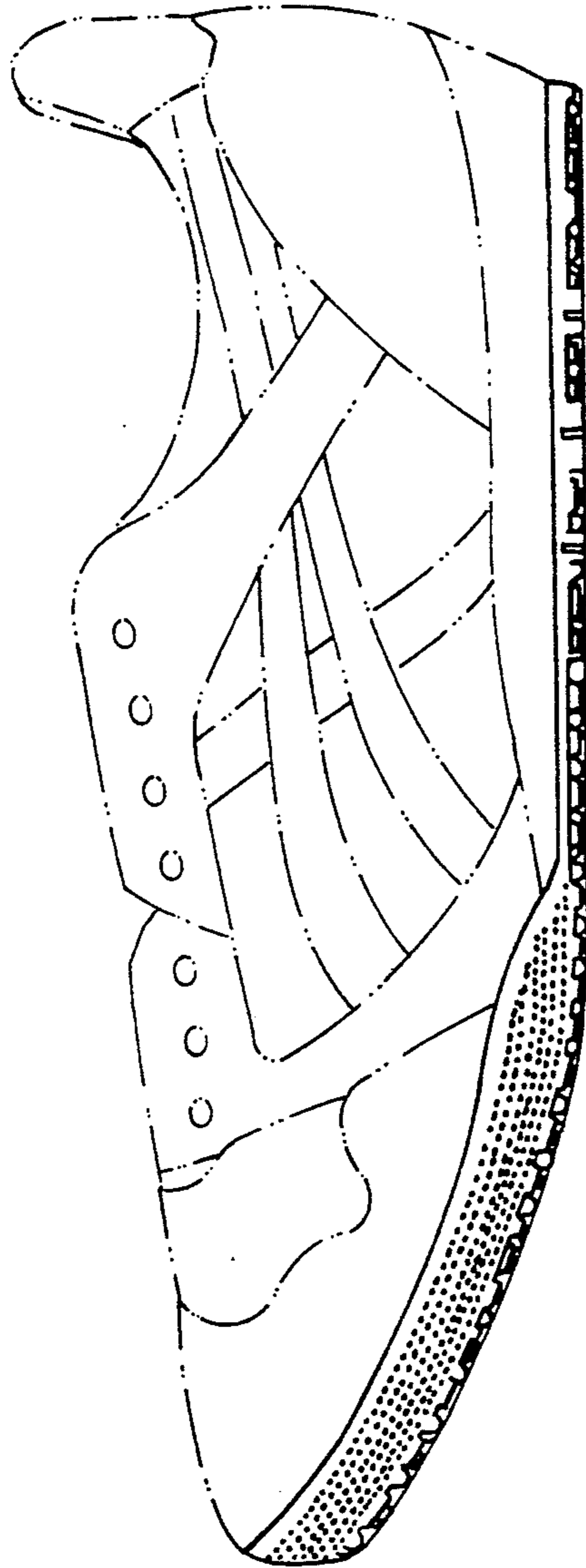


Fig. 2

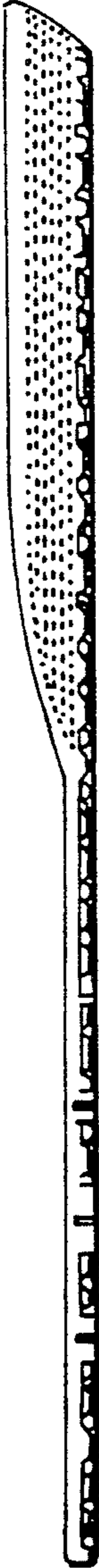


Fig. 3

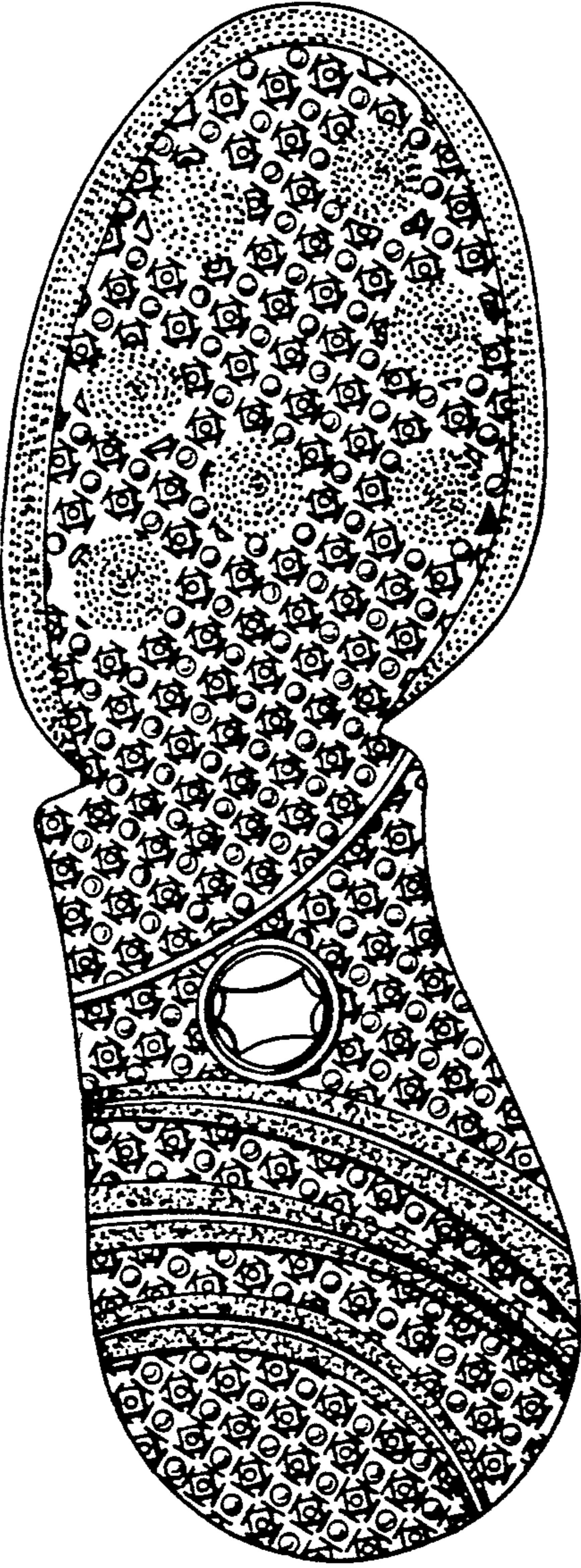


Fig. 4



Fig. 5

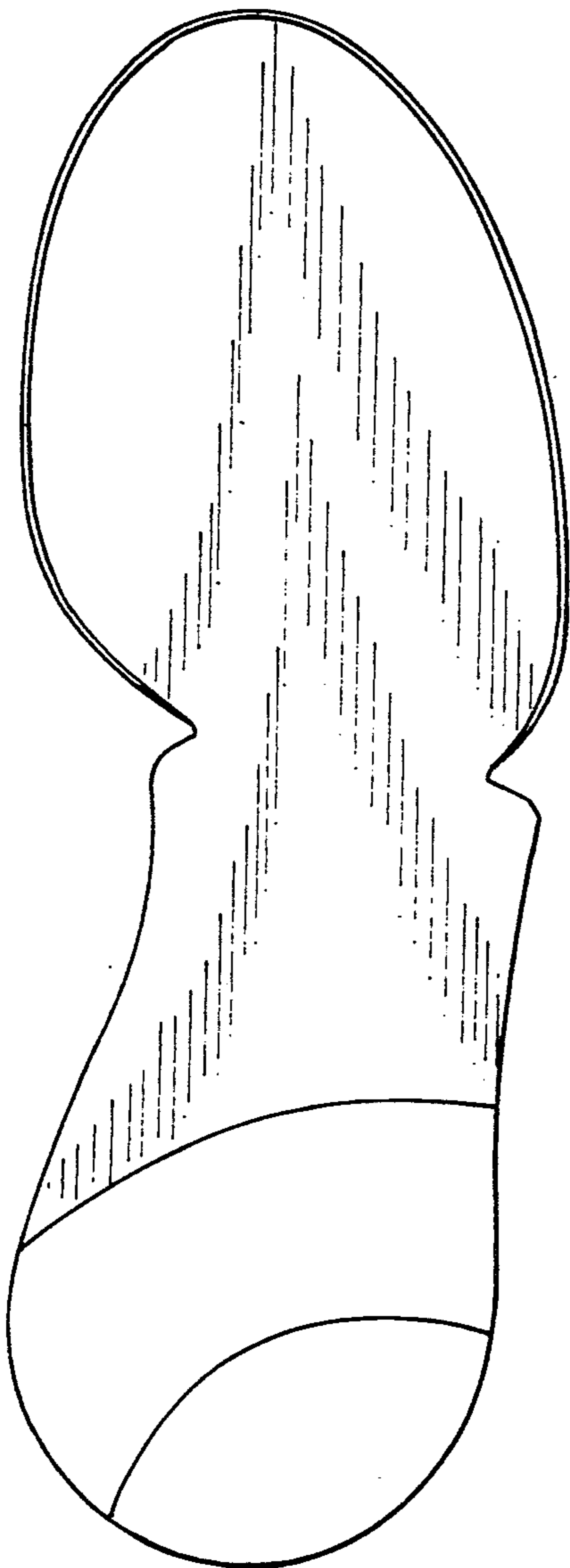


Fig. 6

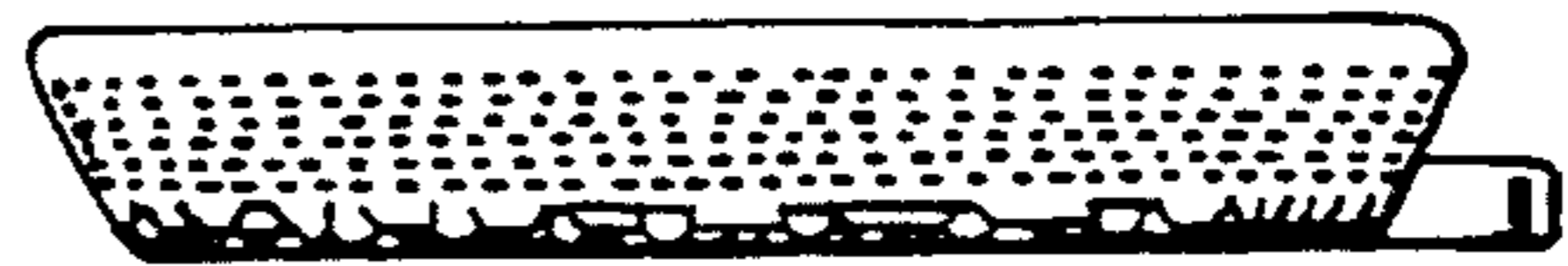


Fig. 7




Fig. 8

