



US00D327568S

# United States Patent [19]

[11] Patent Number: **Des. 327,568**

**Dutkanych**

[45] Date of Patent: **\*\* Jul. 7, 1992**

[54] **SHOE LACE**

[76] Inventor: **Thomas A. Dutkanych, R.R. 5, Box 47, Belleville, Ill. 62220**

[\*\*] Term: **14 Years**

[21] Appl. No.: **511,004**

[22] Filed: **Apr. 19, 1990**

[52] U.S. Cl. .... **D2/316**

[58] Field of Search ..... **D2/264, 265, 275, 313, D2/314, 316, 277; 36/50, 132, 136; 24/712, 713, 715.3, 715.4, 715.7; D11/200, 201, 216, 218, 220; D3/61-65**

[56] **References Cited**

**U.S. PATENT DOCUMENTS**

D. 34,356	4/1901	Hiller	.....	D2/316
1,497,991	6/1924	Schenk	.....	24/712 X
3,241,153	3/1966	Brewer	.....	D2/277 X

**FOREIGN PATENT DOCUMENTS**

505539 7/1920 France ..... 24/715.3

**OTHER PUBLICATIONS**

Hong Kong Enterprise, Sep. 1984, p. 385—cal cords at bottom right.

*Primary Examiner*—Louis S. Zarfes  
*Attorney, Agent, or Firm*—Armstrong, Teasdale, Schlafly & Davis

[57] **CLAIM**

The ornamental design for a shoe lace, as shown and described

**DESCRIPTION**

FIG. 1 is a front elevational view of a shoe lace showing my new design;  
 FIG. 2 is a rear elevational view thereof;  
 FIG. 3 is a left end elevational view thereof;  
 FIG. 4 is a right end elevational view thereof;  
 FIG. 5 is a top plan view thereof;  
 FIG. 6 is a bottom plan view thereof; and,  
 FIG. 7 is a perspective view of thereof, shown as it would be laced on a shoe.  
 The shoe in dashed lines in FIG. 7 is shown to illustrate the environment of the invention, and does not form a part of my design.




FIG. 1




FIG. 2




FIG. 3



FIG. 4



FIG. 5

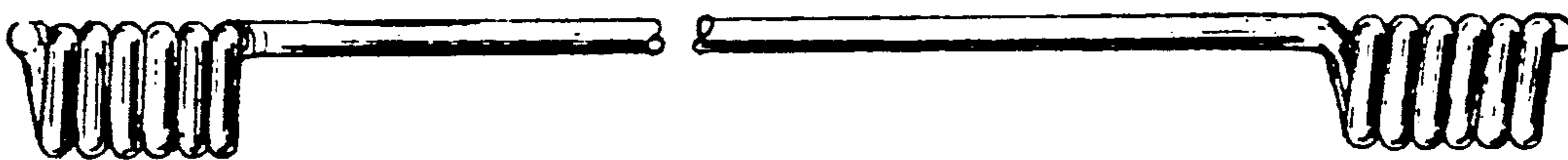


FIG. 6

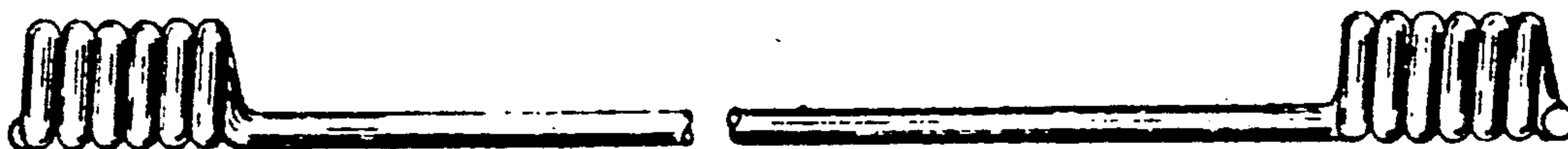


FIG. 7

