



US00D327550S

# United States Patent [19]

Chen et al.

[11] Patent Number: **Des. 327,550**

[45] Date of Patent: **\*\* Jun. 30, 1992**

[54] **RAZOR HANDLE**

[75] Inventors: **Evan N. Chen**, Fairfield; **Frank A. Ferraro**, Trambull, both of Conn.; **David S. Byrne**, Atlantic Highlands, N.J.

[73] Assignee: **Warner-Lambert Company**, Morris Plains, N.J.

[\*\*] Term: **14 Years**

[21] Appl. No.: **508,019**

[22] Filed: **Apr. 10, 1990**

[52] U.S. Cl. .... **D28/48**

[58] Field of Search ..... **D28/46-48;**  
30/32, 47, 50, 51, 57, 85-90

[56] **References Cited**

**U.S. PATENT DOCUMENTS**

- D. 172,252 5/1954 Shnitzler ..... D28/48
- D. 228,315 9/1973 Claberson ..... D28/46

- D. 294,528 3/1988 Gray ..... D28/46
- D. 305,265 12/1989 Motta et al. .... D28/48
- D. 319,893 9/1991 Pittaway ..... D28/48
- 4,168,571 9/1979 Francis ..... 30/47

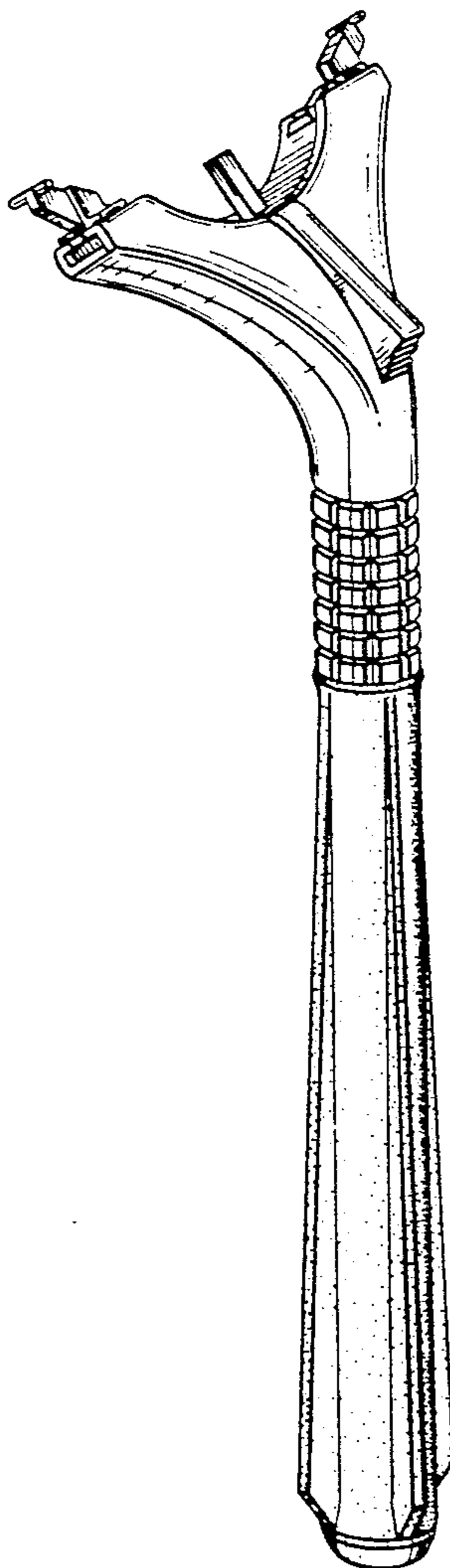
*Primary Examiner*—Bernard Ansher  
*Assistant Examiner*—C. Tuttle  
*Attorney, Agent, or Firm*—Richard S. Bullitt; Craig M. Bell

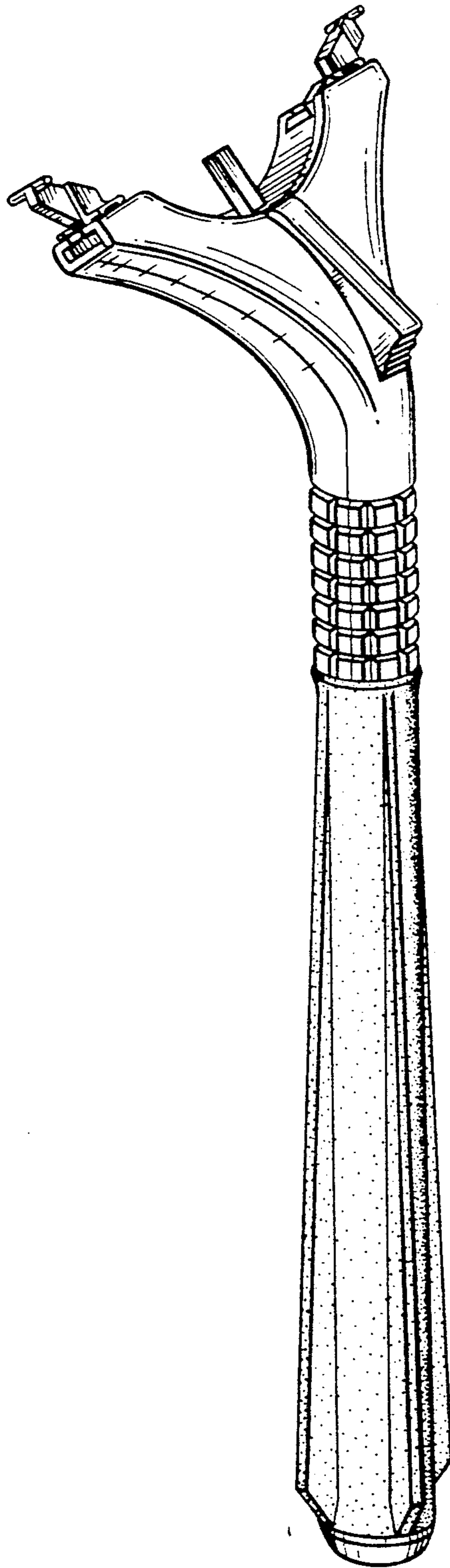
[57] **CLAIM**

The ornamental design for a razor handle, as shown and described.

**DESCRIPTION**

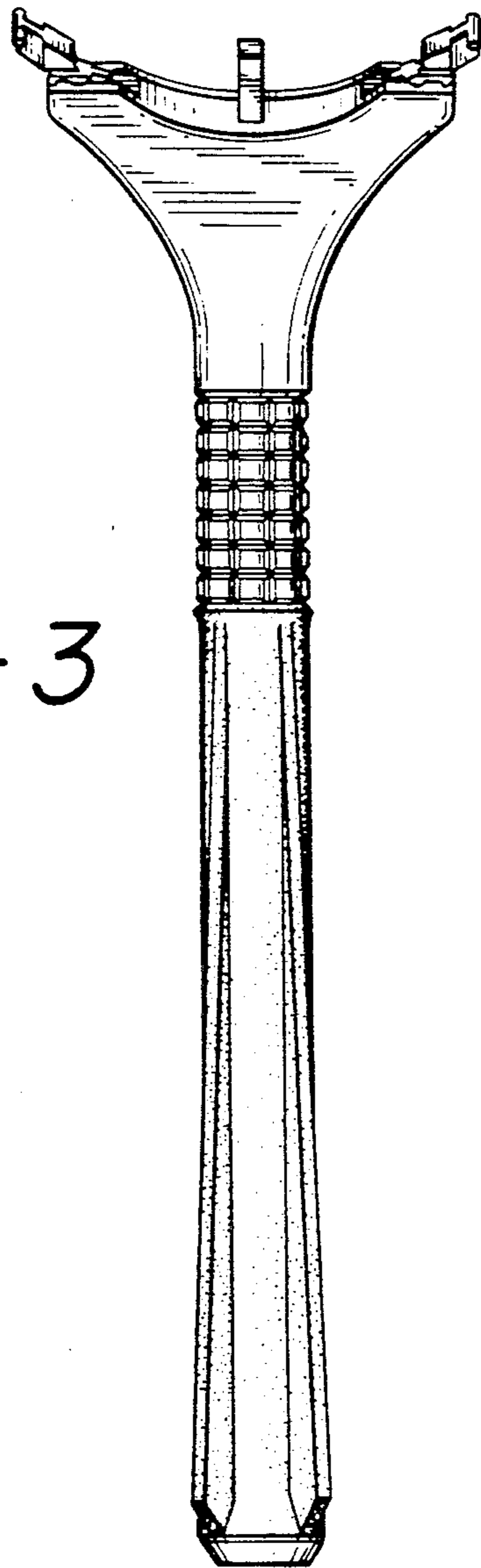
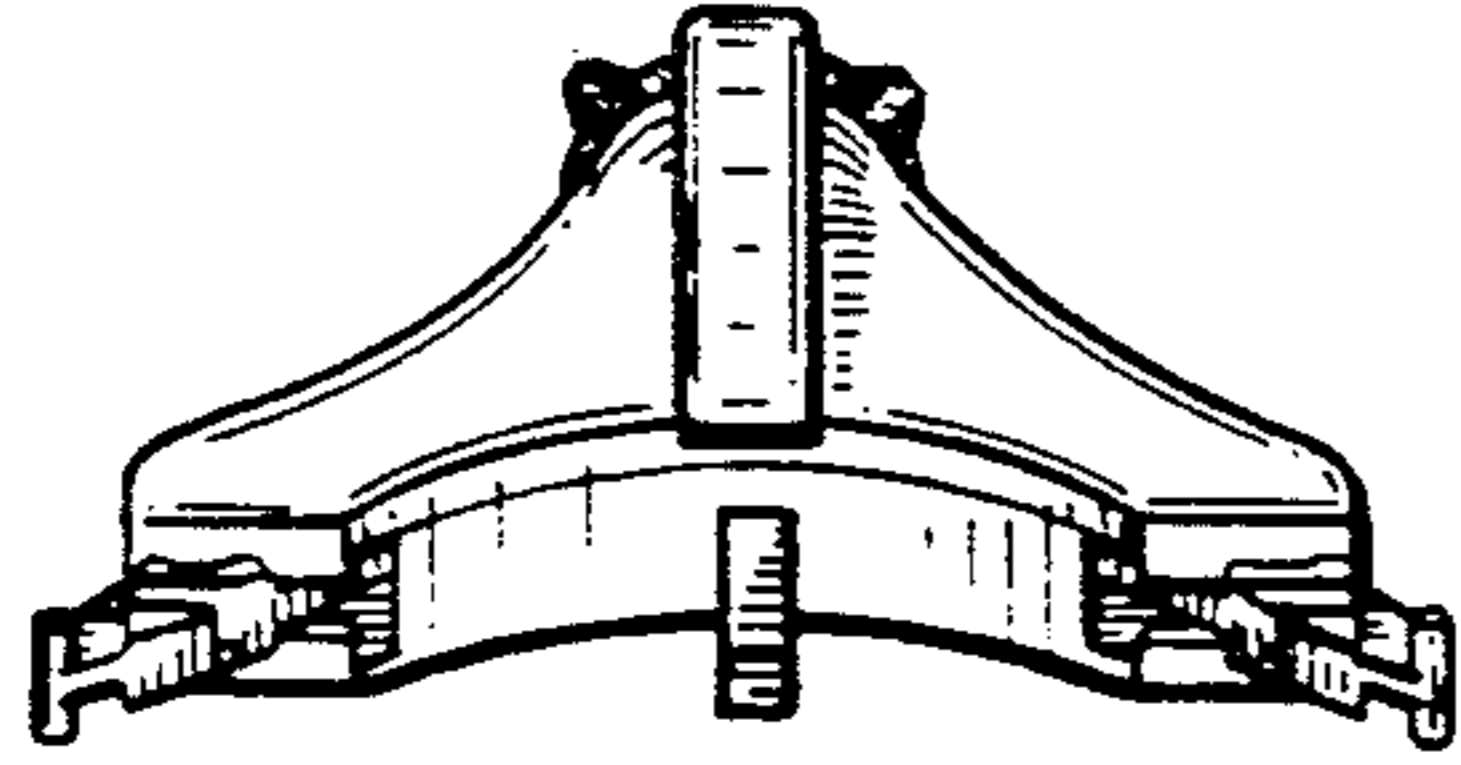
FIG. 1 is a top rear perspective view of a razor handle showing our new design;  
FIG. 2 is a top plan view thereof;  
FIG. 3 is a front elevational view thereof;  
FIG. 4 is a right side elevational view thereof, the side opposite being a mirror image of the side shown;  
FIG. 5 is a rear elevational view thereof; and,  
FIG. 6 is a bottom plan view thereof.





*FIG-1*

*FIG - 2*

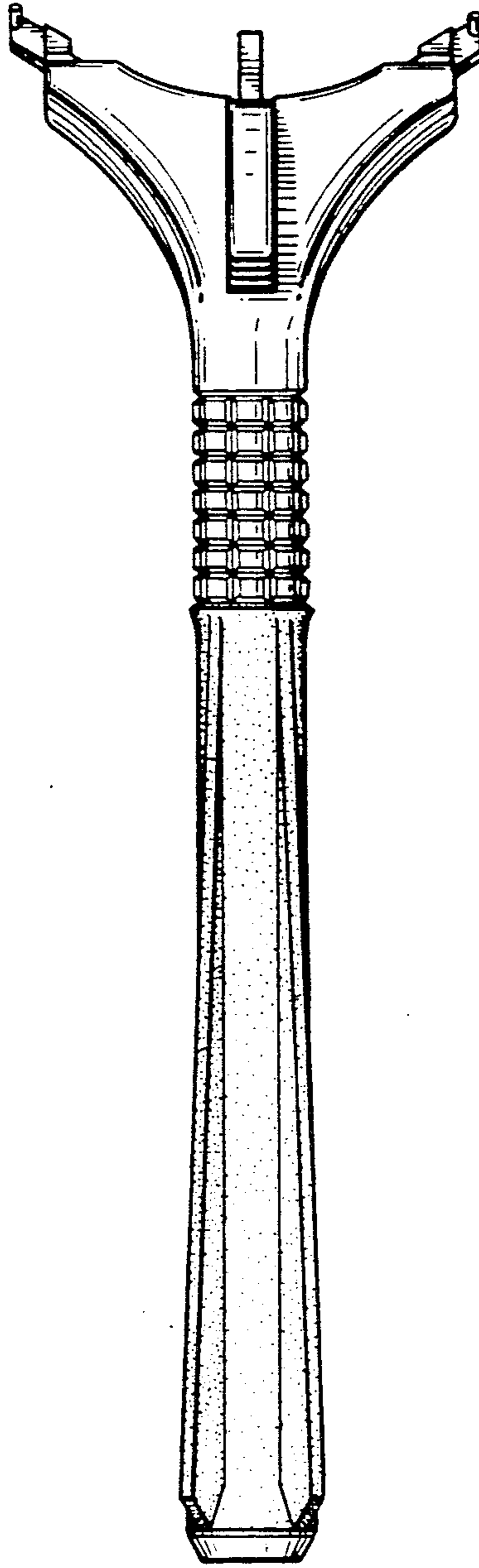


*FIG - 3*



*FIG - 4*

*FIG-5*



*FIG-6*

