



US00D327540S

# United States Patent [19]

[11] Patent Number: **Des. 327,540**

Vogelzang

[45] Date of Patent: **\*\* Jun. 30, 1992**

[54] **EXHAUST COLLAR FOR A WOOD BURNING UNIT**

[76] Inventor: **Steven J. Vogelzang**, 555 Bay View Ave., Holland, Mich. 49423

[\*\*] Term: **14 Years**

[21] Appl. No.: **615,659**

[22] Filed: **Nov. 19, 1990**

[52] U.S. Cl. .... **D23/392**

[58] Field of Search ..... **D23/392, 347, 403, 405, D23/406, 342, 343, 344, 346, 350, 409; 126/289, 290, 292; 294/12**

[56] **References Cited**

**U.S. PATENT DOCUMENTS**

89,179	4/1869	Spear .....	126/292
231,625	8/1880	Sheppard .....	126/289
880,150	2/1908	Lyman .....	126/292
1,604,219	10/1926	Coventry .....	126/292
2,126,201	8/1938	McCall .....	294/12
2,149,565	3/1939	Anderson .....	126/292
4,263,890	4/1981	Turko et al. ....	126/292

**OTHER PUBLICATIONS**

Sand Hill 1984 Cat., p. 44, Cast iron damper, top left side of page.

Woodstove and Fireplace Brochures Box I.

*Primary Examiner*—Wallace R. Burke

*Assistant Examiner*—Lisa Lichtenstein


*Attorney, Agent, or Firm*—Price, Heneveld, Cooper, DeWitt & Litton

[57] **CLAIM**

The ornamental design for an exhaust collar for a wood burning unit, as shown and described.

**DESCRIPTION**

FIG. 1 is a top, front perspective view of an exhaust collar for a wood burning unit showing my new design; FIG. 2 is a front elevation view thereof; FIG. 3 is a rear elevation view thereof; FIG. 4 is a bottom plan view thereof; FIG. 5 is a top plan view thereof; and, FIG. 6 is a side elevation view thereof, the opposite side being a mirror image of that shown.






FIG. 1

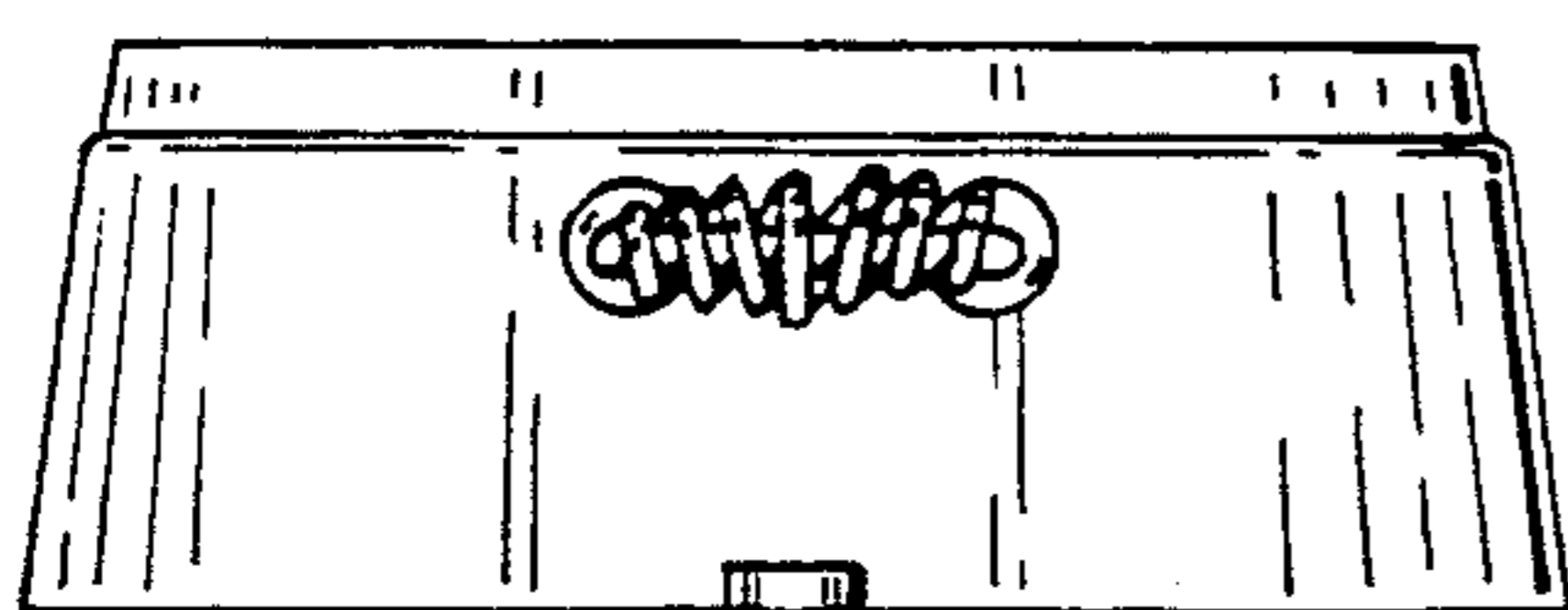


FIG. 2

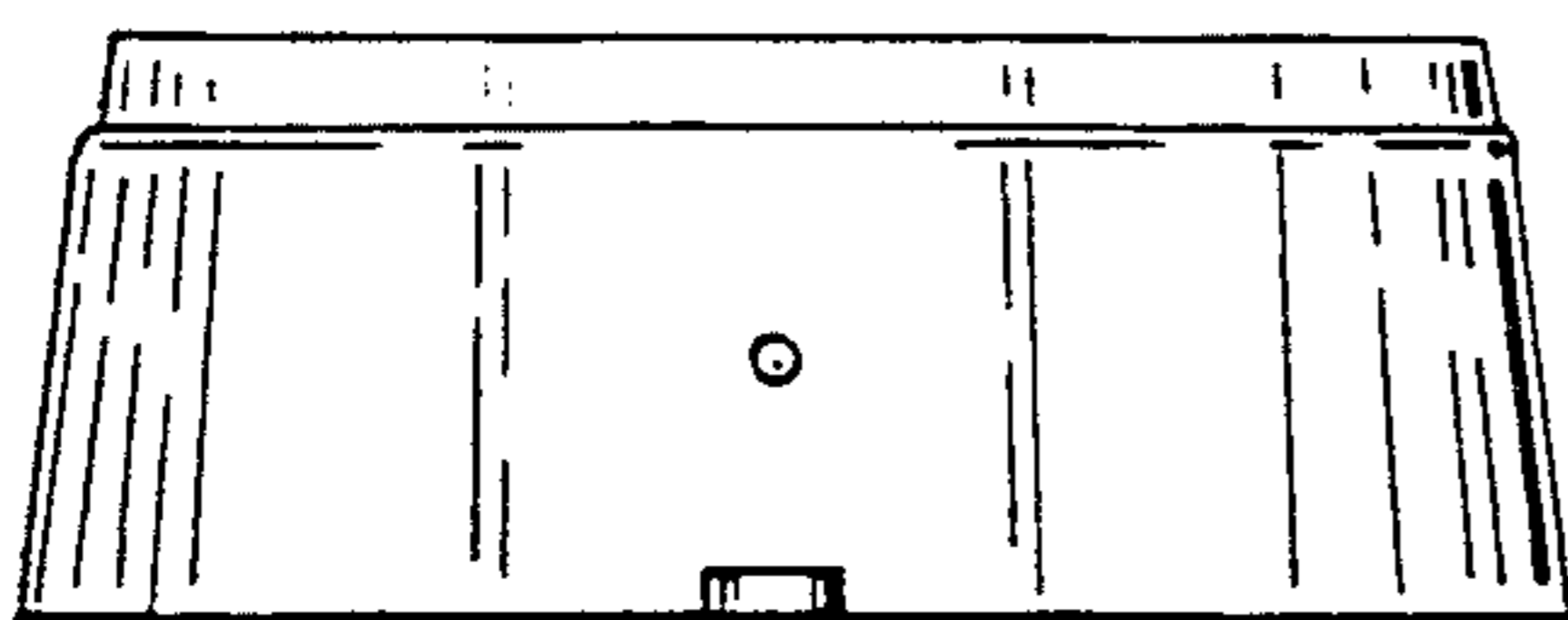


FIG. 3

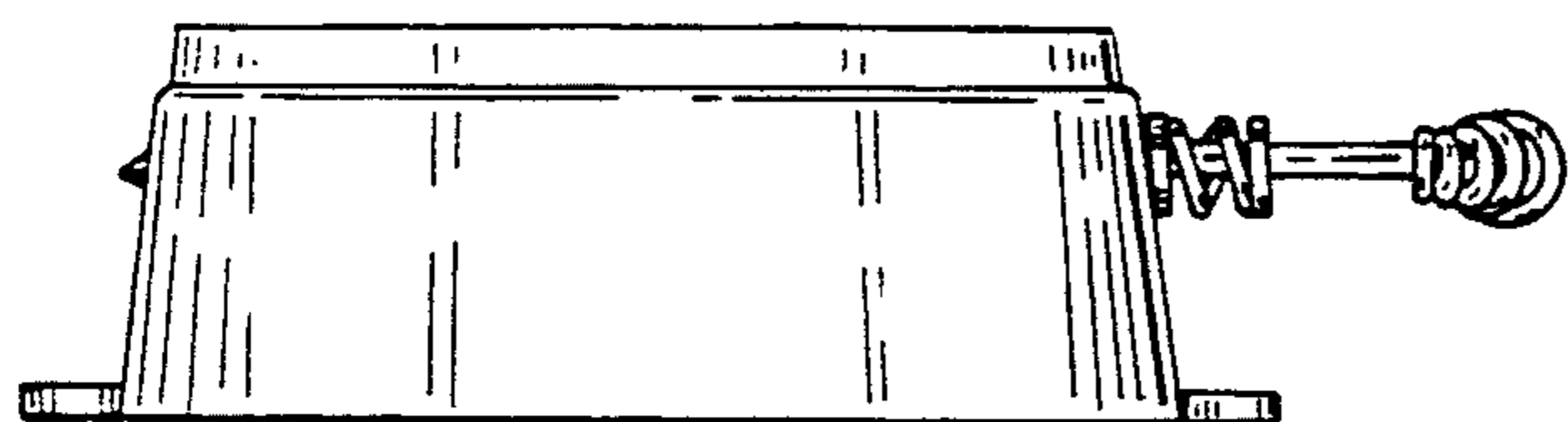


FIG. 6

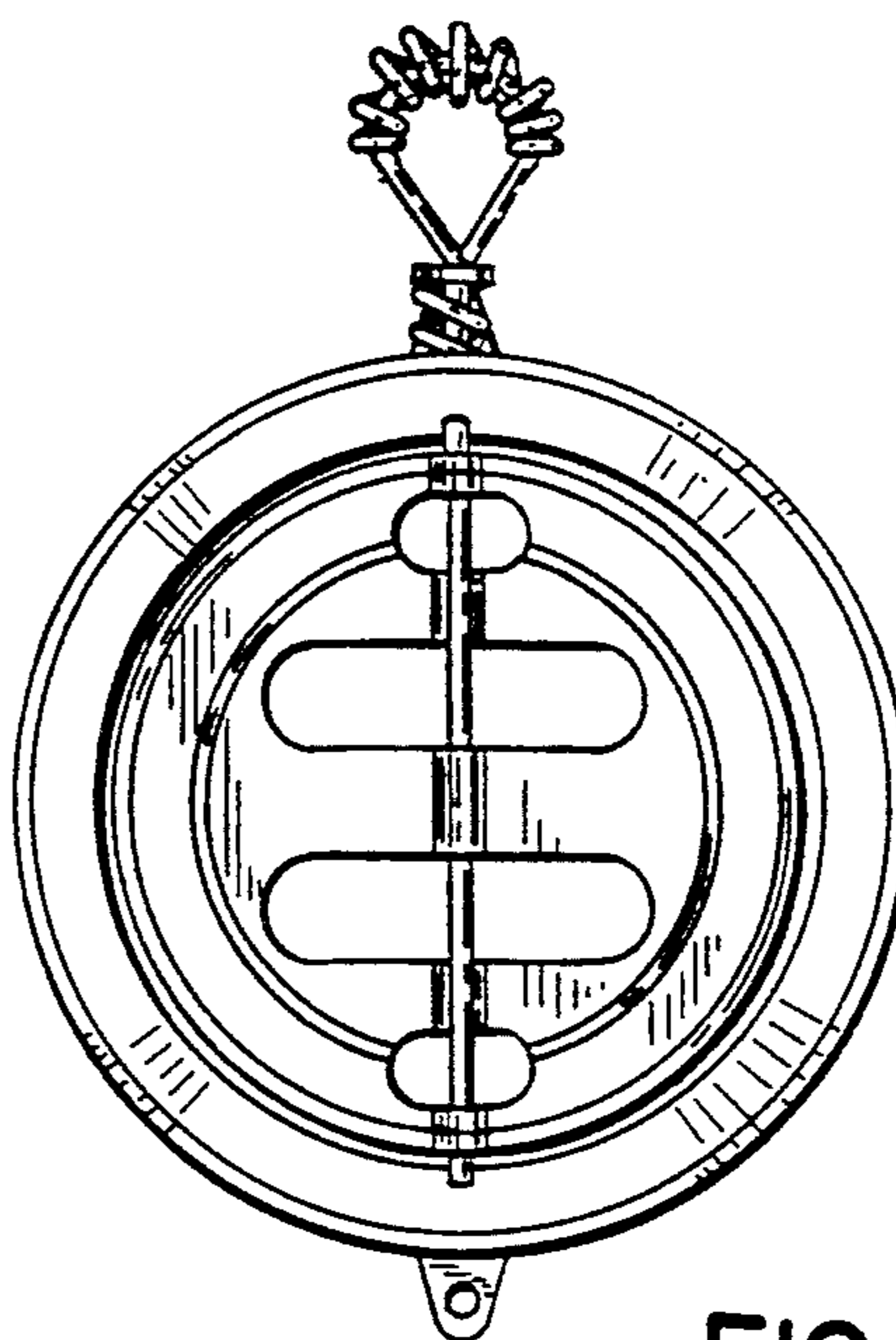


FIG. 4

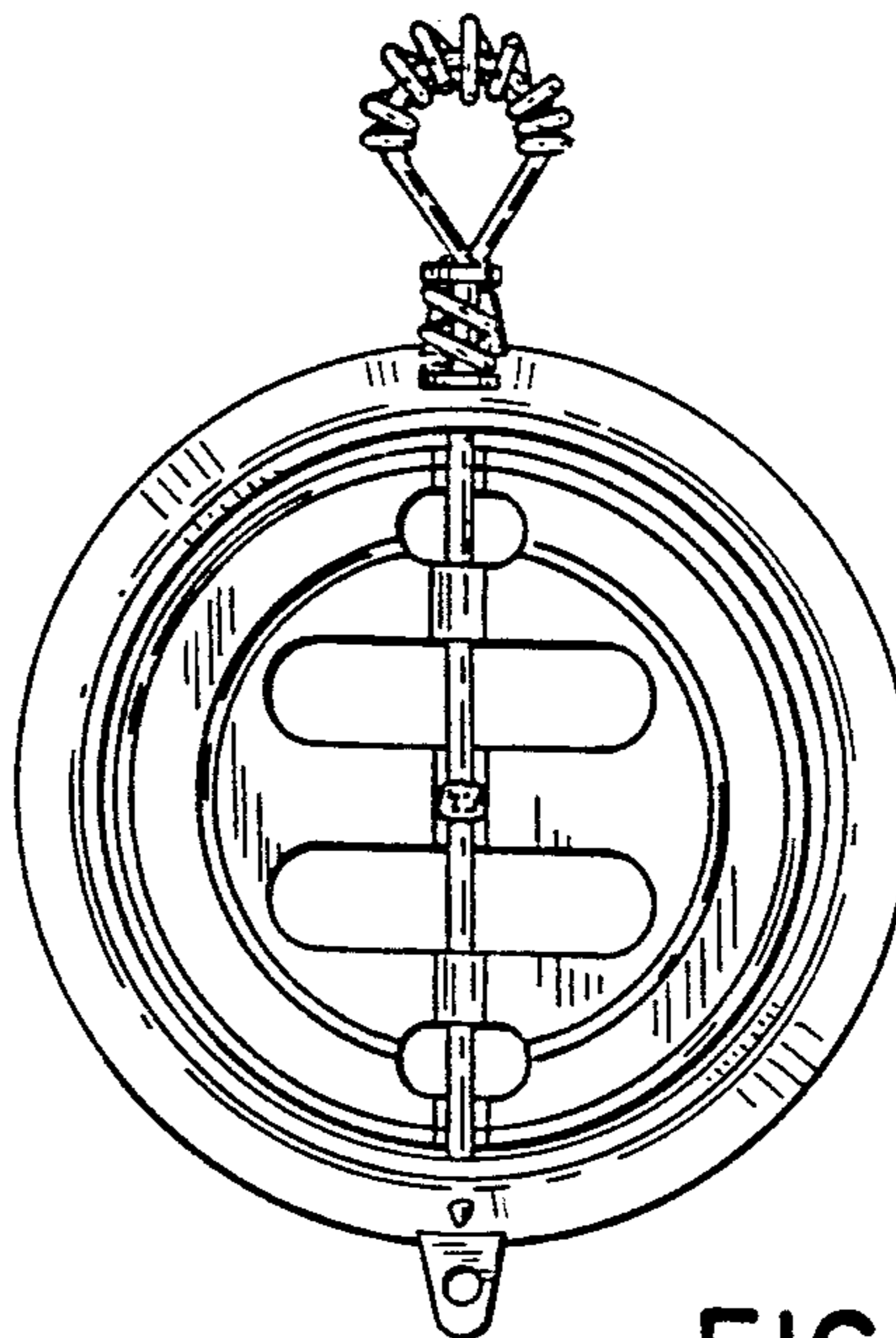


FIG. 5