



US00D327537S

United States Patent [19]

[11] Patent Number: **Des. 327,537**

Yuen

[45] Date of Patent: **** Jun. 30, 1992**

[54] **COMBINED AIR IONIZER AND CLEANER**

[75] Inventor: **John S. Yuen, Kowloon, Hong Kong**

[73] Assignee: **John Manufacturing Limited, Kowloon, Hong Kong**

[**] Term: **14 Years**

[21] Appl. No.: **714,777**

[22] Filed: **Jun. 12, 1991**

[30] **Foreign Application Priority Data**

Dec. 18, 1990 [GB] United Kingdom 2011809

[52] U.S. Cl. **D23/364**

[58] Field of Search D23/355-365, D23/332, 335, 337; 361/212; 55/DIG. 31

[56] **References Cited**

U.S. PATENT DOCUMENTS

D. 195,464 6/1963 Foster, Jr. D23/364

D. 203,083 11/1965 Crawford D23/364
D. 272,086 1/1984 Gehlke D23/364
D. 296,468 6/1988 Greubel D23/364
4,366,525 12/1982 Baumgartner 361/231

Primary Examiner—Wallace R. Burke
Assistant Examiner—Lisa Lichtenstein
Attorney, Agent, or Firm—Fay, Sharpe, Beall, Fagan, Minnich & McKee

[57] **CLAIM**

The ornamental design for a combined air ionizer and cleaner, as shown and described.

DESCRIPTION

FIG. 1 is a top plan view of a combined air ionizer and cleaner showing my new design;
FIG. 2 is a front elevational view thereof;
FIG. 3 is a rear elevational view thereof;
FIG. 4 is a right side elevational view, the left side being a mirror image thereof; and,
FIG. 5 is a bottom plan view thereof.

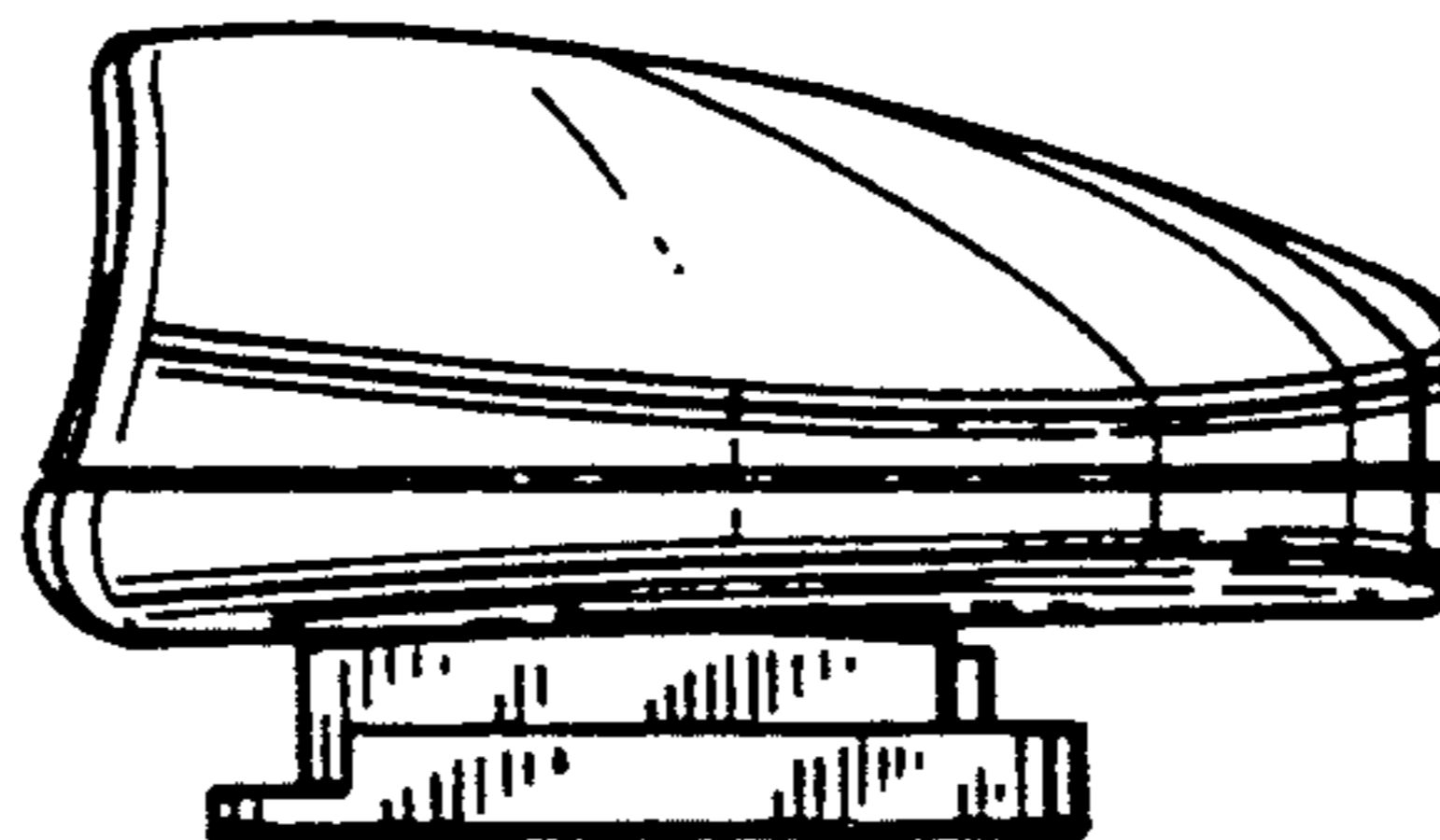
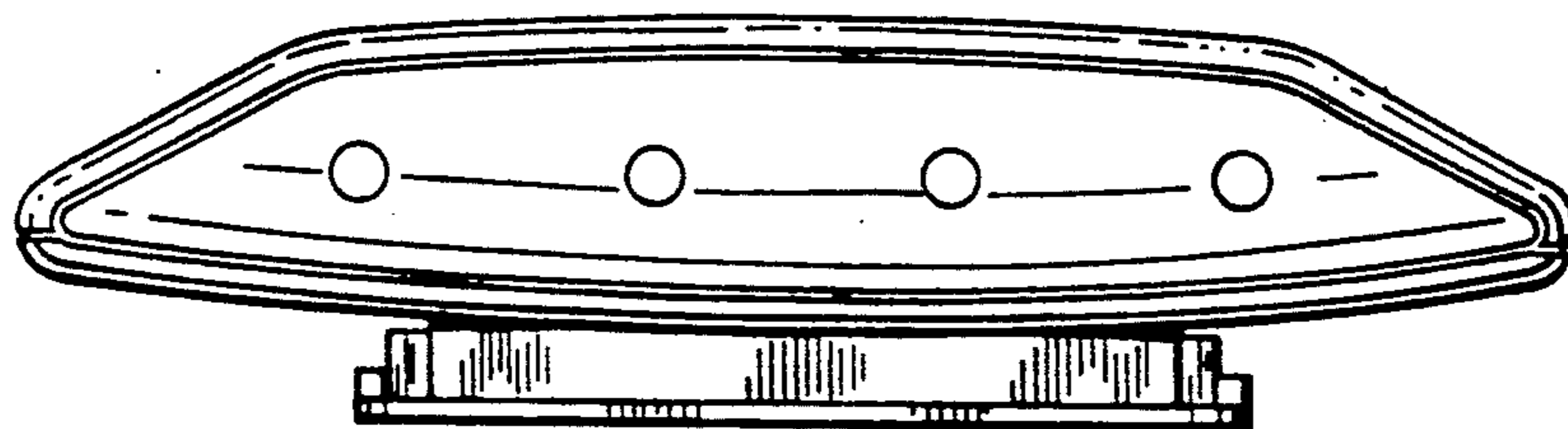


FIG. 1




FIG. 2

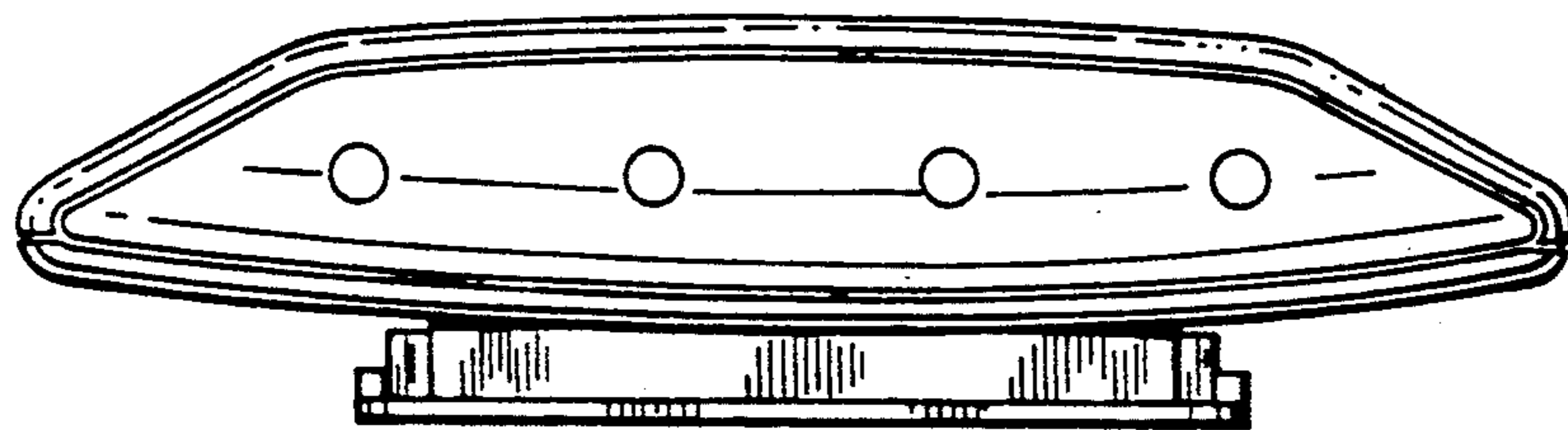


FIG. 3




FIG. 4

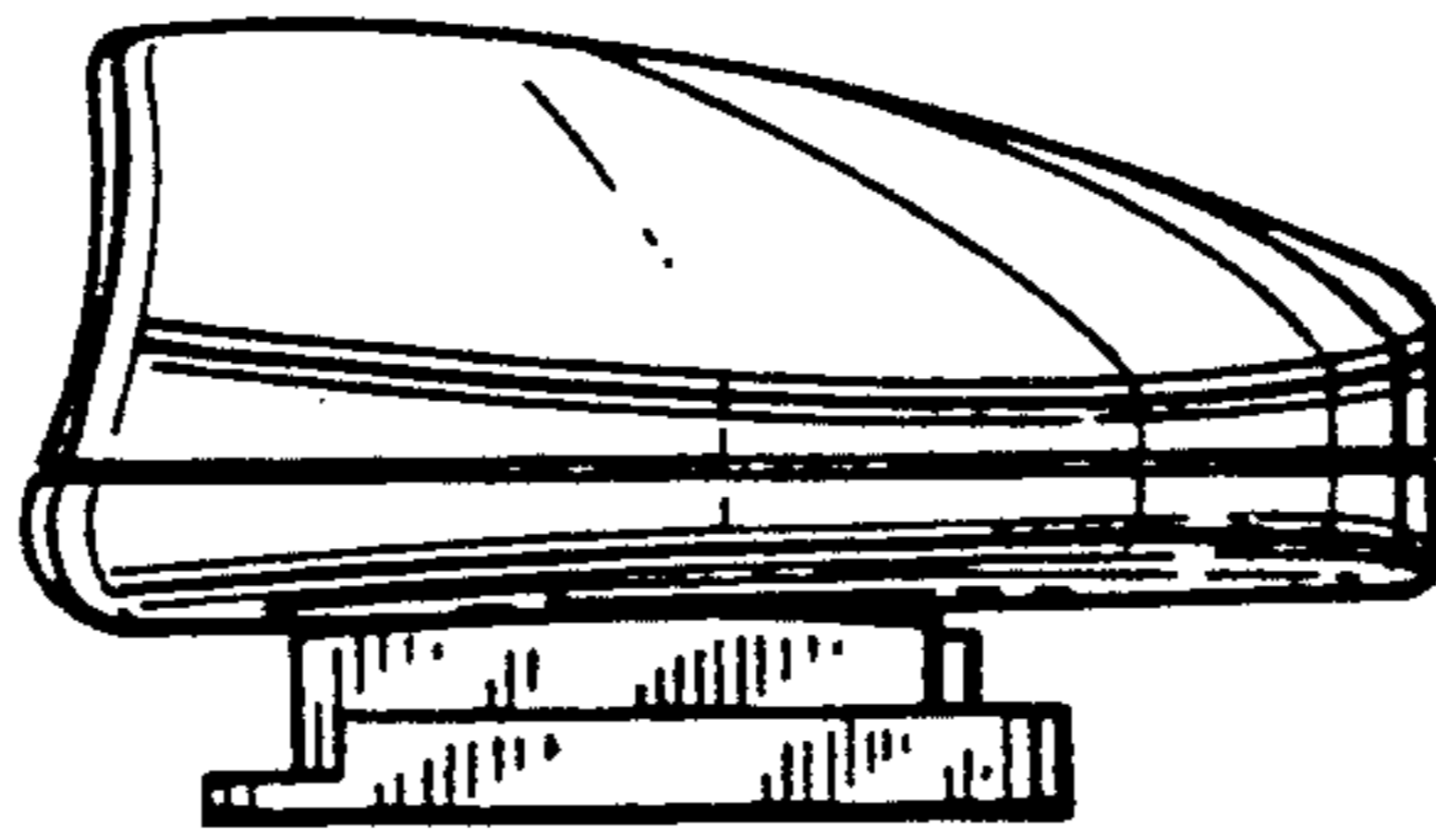


FIG. 5

