



US00D327534S

United States Patent [19]

[11] Patent Number: **Des. 327,534**

Manville et al.

[45] Date of Patent: **** Jun. 30, 1992**

[54] **FLOOR DRAIN STRAINER**

[75] Inventors: **Georgeann Manville; Bryan Yancey,**
both of Ojai, Calif.

[73] Assignee: **CLM Investments, Inc.,** Newbury.
Park, Calif.

D. 57,589 4/1921 Daniels D7/667
 D. 236,204 8/1975 Cooper D23/308
 D. 254,529 3/1980 Arnoff D7/667
 D. 261,343 10/1981 Gibiec D7/667
 412,195 10/1889 Marker 285/42
 664,945 1/1901 Guion 4/652

[*] Notice: The portion of the term of this patent subsequent to Apr. 28, 2006 has been disclaimed.

Primary Examiner—James R. Largen
Attorney, Agent, or Firm—Donald A. Streck; Robert M. Wallace

[**] Term: **14 Years**

[57] **CLAIM**

[21] Appl. No.: **79,484**

The ornamental design for a floor drain strainer, as show and described.

[22] Filed: **Jul. 30, 1987**


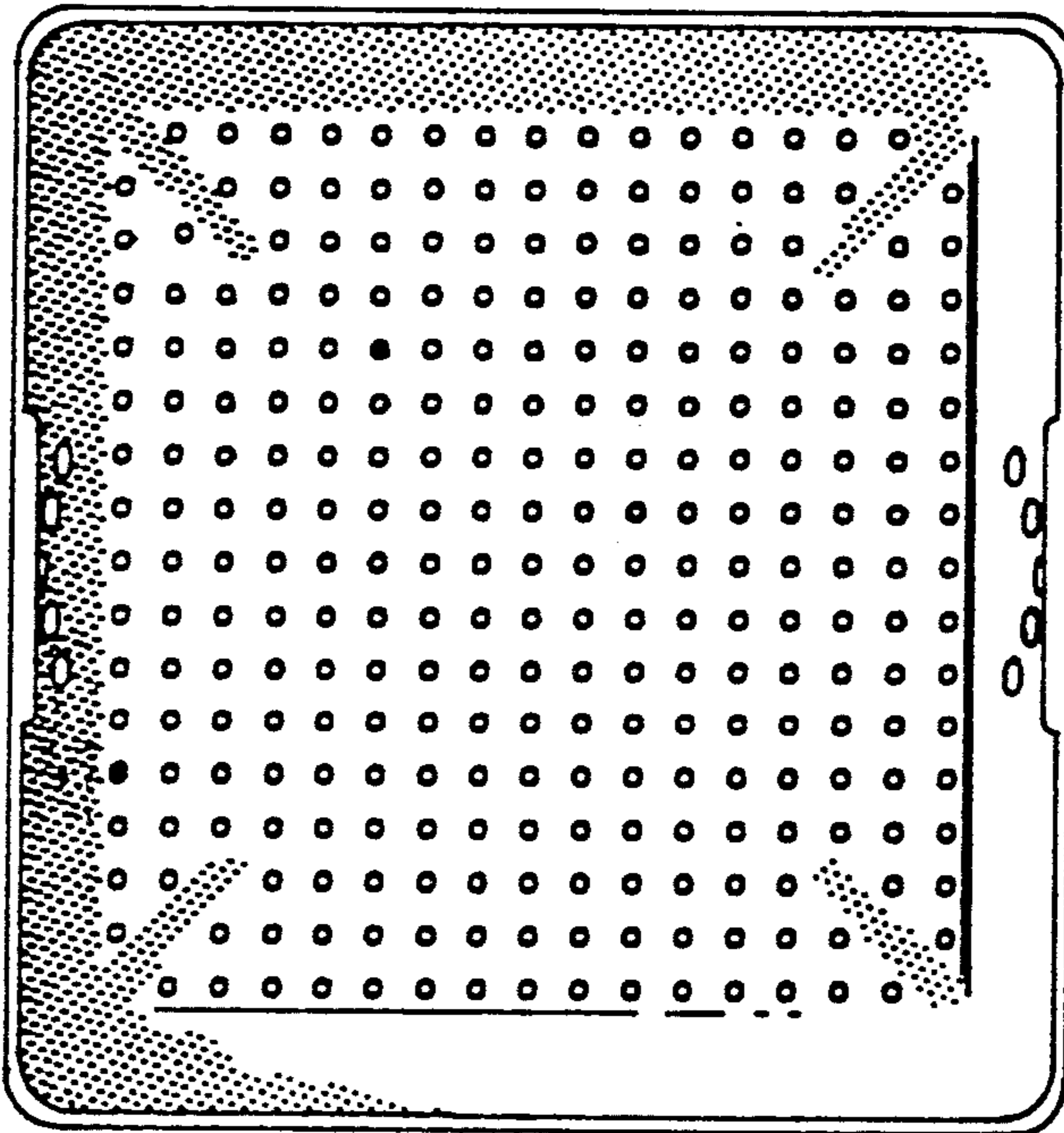
DESCRIPTION

[52] U.S. Cl. **D23/261; D7/667**

[58] Field of Search **D7/667; D23/308, 261;**
285/42; 210/498

FIG. 1 is a top plan view of a floor drain strainer showing our new design;
 FIG. 2 is a bottom plan view thereof;
 FIG. 3 is a side elevational view thereof, the opposite side being the same as the side shown;
 FIG. 4 is an end elevational view thereof, the opposite end being the same as the end shown.

[56] **References Cited**
U.S. PATENT DOCUMENTS
 15,767 8/1905 Howorth 4/652



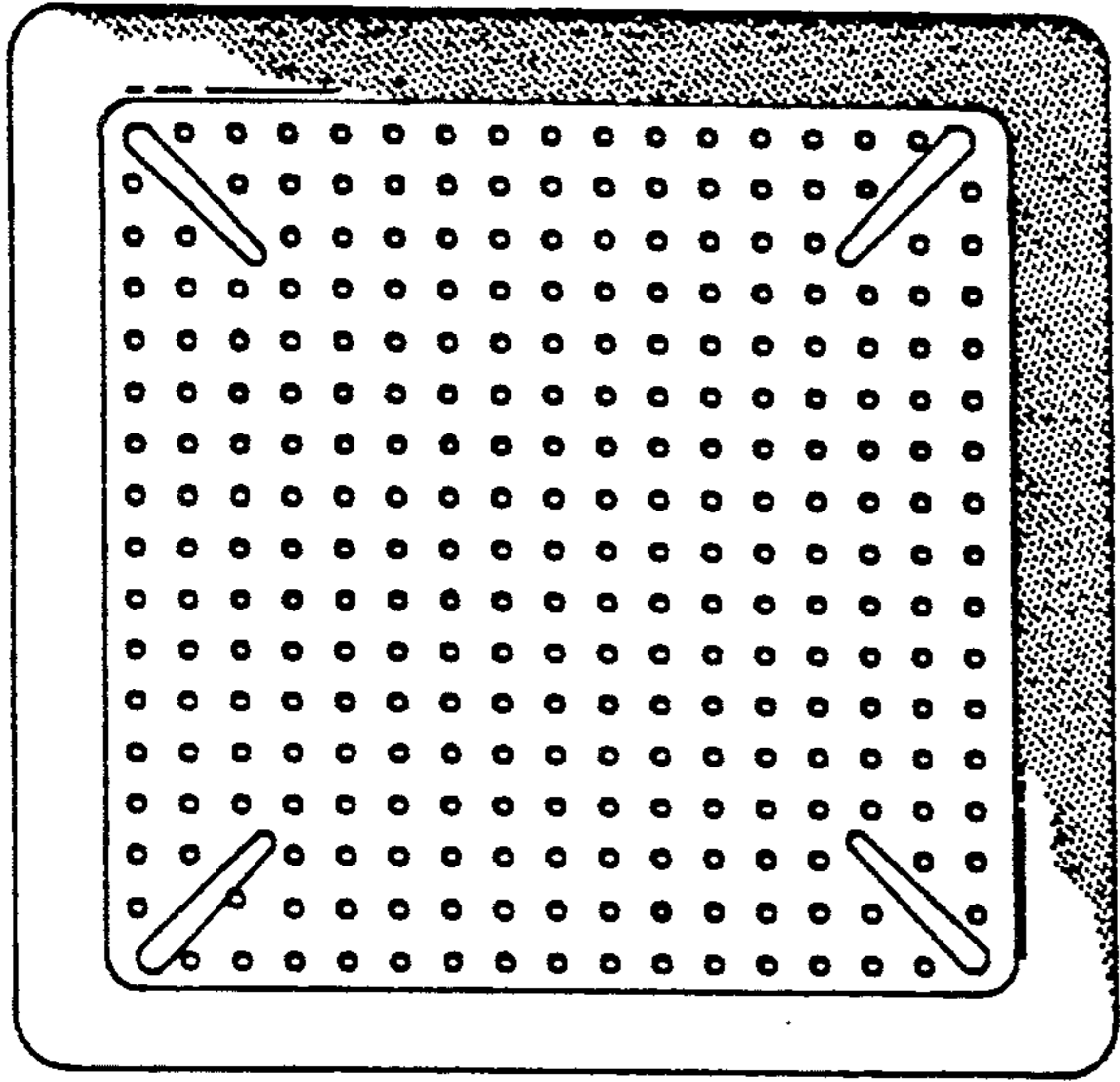


FIG. 1




FIG. 3

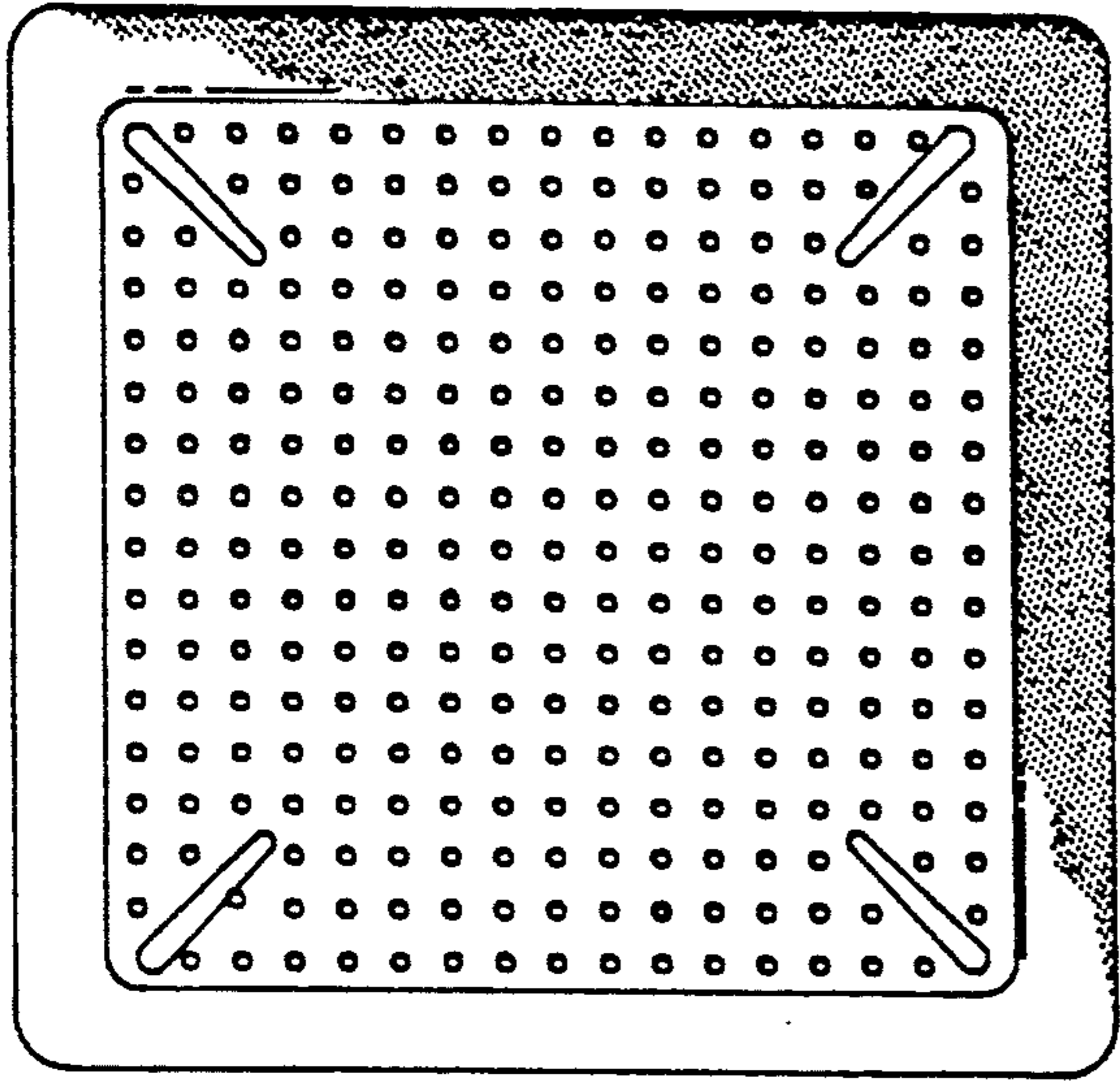


FIG. 2




FIG. 4