



US00D327531S

United States Patent [19]

[11] Patent Number: **Des. 327,531**

Ko

[45] Date of Patent: **** Jun. 30, 1992**

[54] FAUCET HANDLE

[76] Inventor: **Hsi-Chia Ko**, No. 69, Lane 22, Chang Ting Rd., Lu Kang Chen, Changhua Hsien, Taiwan

[**] Term: **14 Years**

[21] Appl. No.: **564,991**

[22] Filed: **Aug. 9, 1990**

[52] U.S. Cl. **D23/250**

[58] Field of Search D23/238-243, D23/250-254; D8/300, 307-312; 4/191, 192; 16/118, 121

[56] **References Cited**

U.S. PATENT DOCUMENTS

- D. 31.363 8/1899 Glauber D23/238
- D. 39.648 10/1908 Dehn D23/238
- D. 75.863 7/1928 Nicholas D23/250
- D. 76.903 11/1928 Smith D23/254
- D. 76.995 11/1928 Fraser D23/254
- D. 78.614 5/1929 Brown D23/250
- D. 117.172 10/1939 Fraser D23/254

- D. 155,503 10/1949 Gruen D23/240
- D. 276,544 11/1984 Picseo D23/254
- D. 317,816 6/1991 Robbins D23/250
- D. 321,630 11/1991 Hollinger D23/250 X

OTHER PUBLICATIONS

Architectural Record, May 1936, p. 53.
The Renovator's Supply Catalog, p. 7, items #97548 & #975549.

Primary Examiner—James R. Largen
Attorney, Agent, or Firm—Browdy and Neimark

[57] CLAIM

The ornamental design for faucet handle, as shown and described.

DESCRIPTION

FIG. 1 is a top perspective view of a faucet handle showing my new design;
FIG. 2 is an elevational view thereof, the other sides being the same as the side down;
FIG. 3 is a top plan view thereof; and,
FIG. 4 is a bottom plan view thereof.




FIG. 1

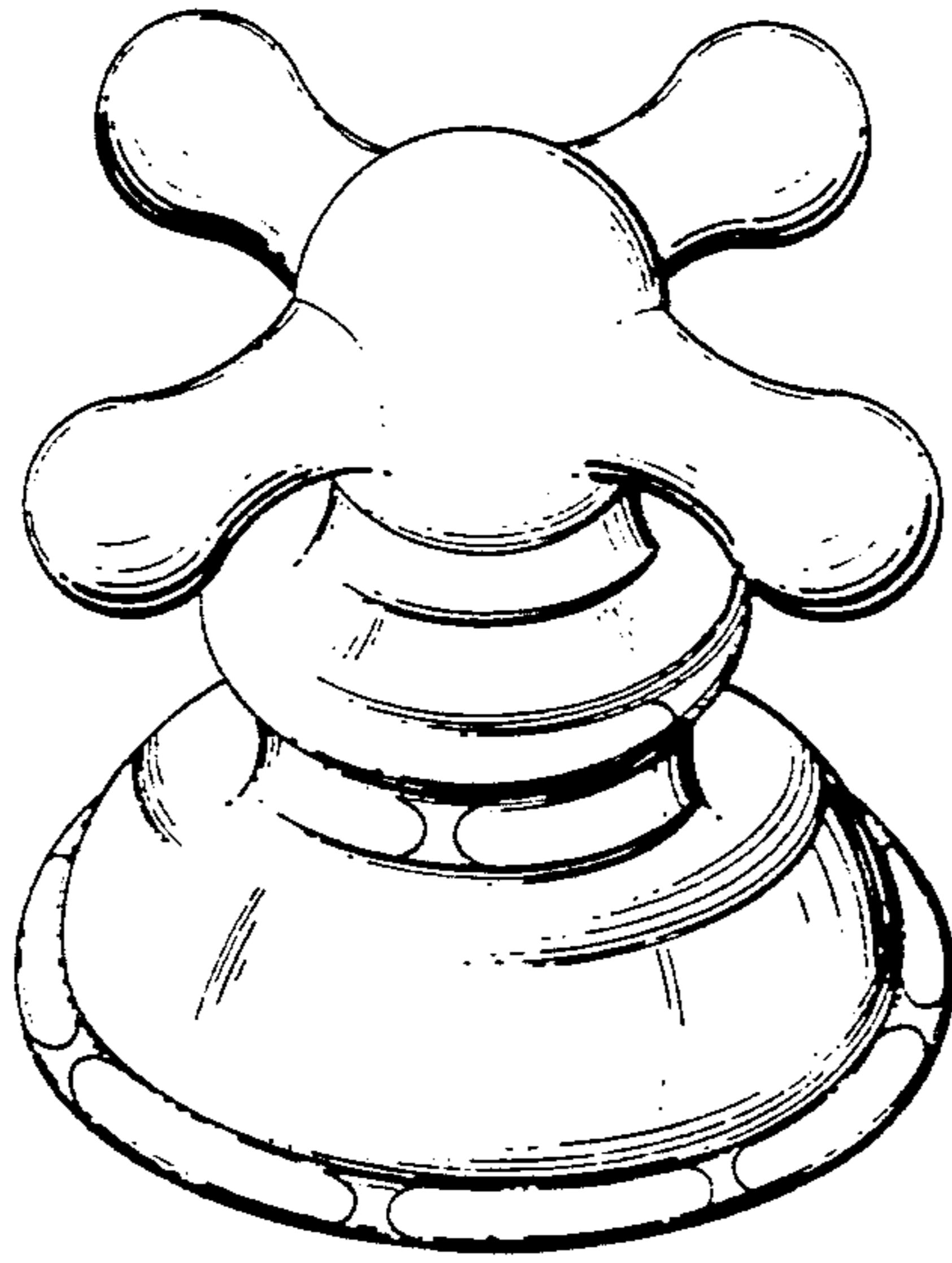


FIG. 2




FIG. 3




FIG. 4

