



US00D327527S

# United States Patent [19]

[11] Patent Number: Des. 327,527

Walker, Jr. et al.

[45] Date of Patent: \*\* Jun. 30, 1992

[54] DOOR

[76] Inventors: Delton Walker, Jr.; Delton Walker, Sr., both of Box 127A, Dring La., Putnam Valley, N.Y. 10579

[\*\*] Term: 14 Years

[21] Appl. No.: 502,023

[22] Filed: Mar. 30, 1990

[52] U.S. Cl. .... D25/48

[58] Field of Search ..... D25/48, 58, 47, 52, D25/53, 138; D6/332; 49/501, 504, 455; 52/455, 738, 171, 235

[56] **References Cited**

**U.S. PATENT DOCUMENTS**

D. 305,704	1/1990	Jones et al. ....	D6/332
3,458,955	8/1969	Brooks .....	49/501
3,486,288	12/1969	Pyne .....	52/738
3,878,648	4/1975	Marne .....	49/501
4,561,210	12/1985	Kvas et al. ....	49/504
4,939,880	7/1990	Wang .....	52/455

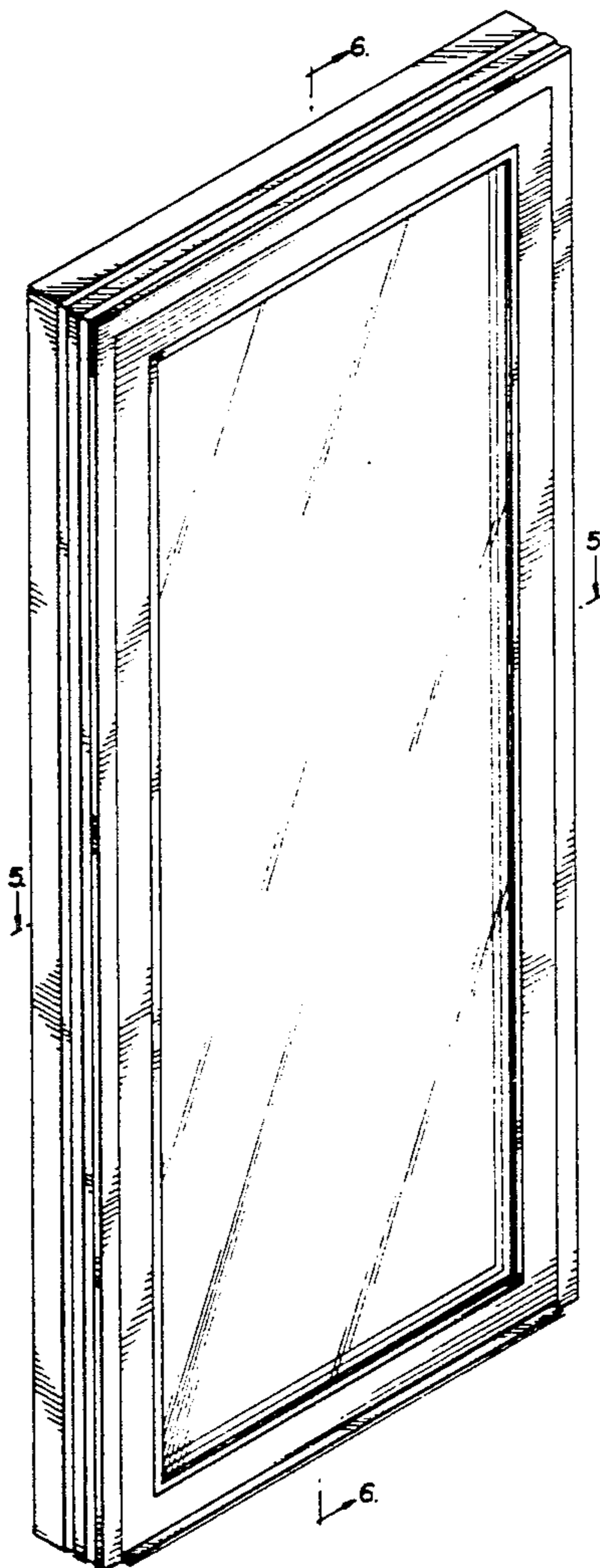
Primary Examiner—James R. Largen  
Assistant Examiner—Doris Clark  
Attorney, Agent, or Firm—James L. Bean

[57] **CLAIM**

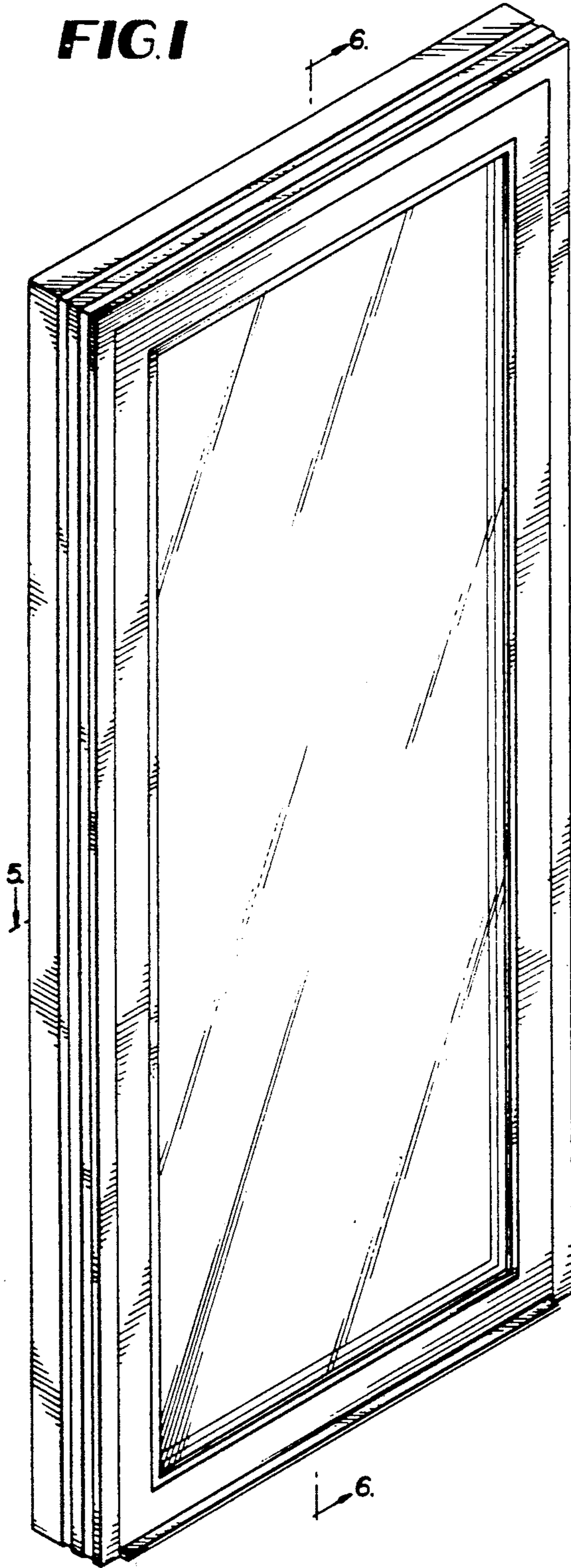
The ornamental design for a door, as shown and described.

**DESCRIPTION**

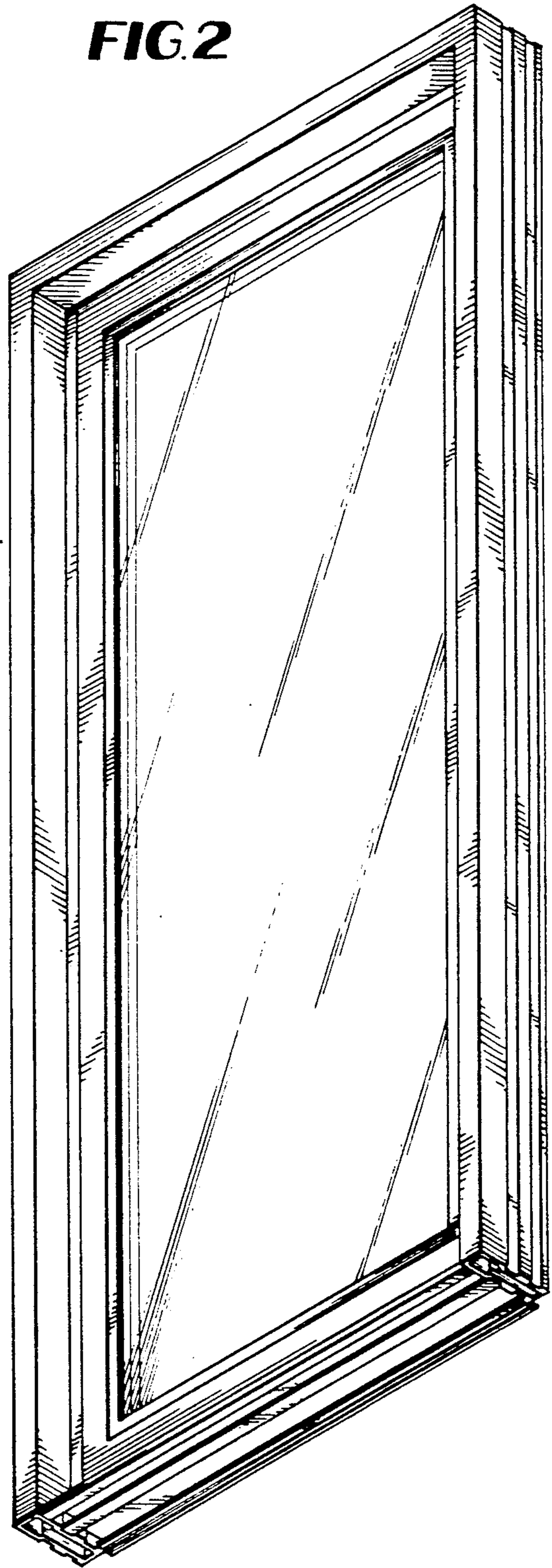
FIG. 1 is a top, front, and left side perspective view of a door showing our new design;  
FIG. 2 is a bottom, rear, and left side perspective view thereof;  
FIG. 3 is a bottom, front, and right side perspective view thereof;  
FIG. 4 is a top, rear, and right side perspective view thereof;  
FIG. 5 is an enlarged cross-sectional view taken along line 5—5 of FIG. 1, the sectional view being broken in the center to show the cross-section of the door in its entirety; and,  
FIG. 6 is an enlarged cross-sectional view taken along line 6—6 of FIG. 1.

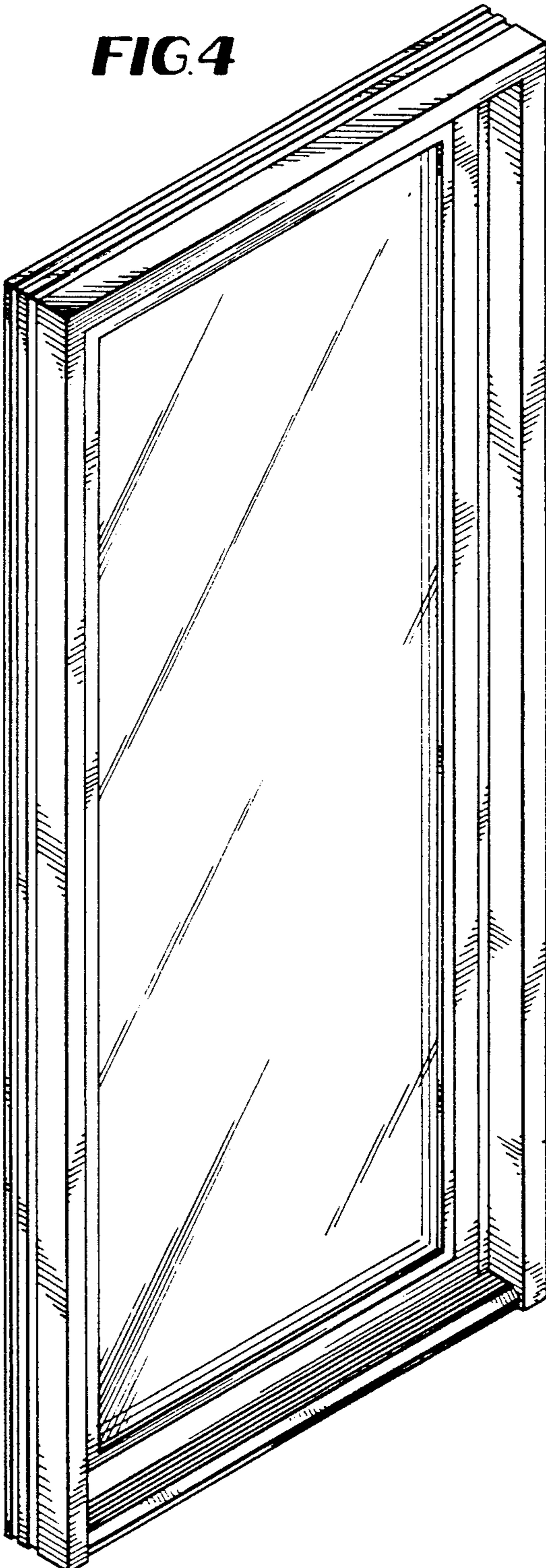



**FIG. 1**

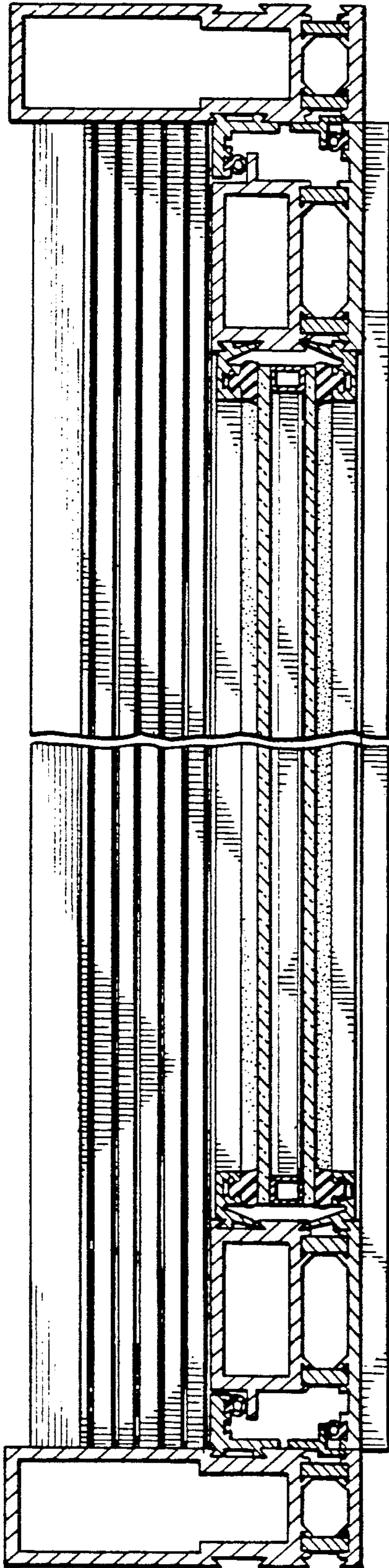


**FIG. 2**





**FIG. 5**



**FIG. 6**

