



US00D327493S

United States Patent [19]

[11] Patent Number: **Des. 327,493**

Hayashi

[45] Date of Patent: **** Jun. 30, 1992**

[54] **MULTI-FUNCTION PROGRAMMABLE ELECTRONIC CALCULATOR**

[75] Inventor: **Masaki Hayashi, Koganei, Japan**

[73] Assignee: **Casio Computer Co., Ltd., Tokyo, Japan**

[**] Term: **14 Years**

[21] Appl. No.: **553,765**

[22] Filed: **Jul. 16, 1990**

[52] U.S. Cl. **D18/2; D14/100; D18/7**

[58] Field of Search **D18/2, 6, 7; D14/100; 200/5 A; 235/1 D, 1 R, 61 R, 145 R, 375, 379; 340/365, 700; 364/706-710**

[56] **References Cited**

U.S. PATENT DOCUMENTS

- D. 285,805 9/1986 Yubisui et al. D18/7
- D. 293,688 1/1988 Yubisui et al. D18/7 X
- D. 299,464 1/1989 Shiozawa et al. D18/7 X

- D. 304,930 12/1989 Hongo et al. D18/7 X
- D. 317,781 6/1991 Takahata D18/7
- D. 317,782 6/1991 Haneda D18/7
- D. 317,935 7/1991 Sawano D18/7

Primary Examiner—Nelson C. Holtje
Assistant Examiner—Caron D. Veynar
Attorney, Agent, or Firm—Frishauf, Holtz, Goodman & Woodward

[57] **CLAIM**

The ornamental design for a multi-function programmable electronic calculator, as shown and described.

DESCRIPTION

FIG. 1 is a top plan view of a multi-function programmable electronic calculator showing my new design; FIG. 2 is a left side elevational view thereof; FIG. 3 is a right side elevational view thereof; FIG. 4 is a front elevational view thereof; FIG. 5 is a rear elevational view thereof; FIG. 6 is a bottom plan view thereof; and, FIG. 7 is a right, front and top perspective view thereof.

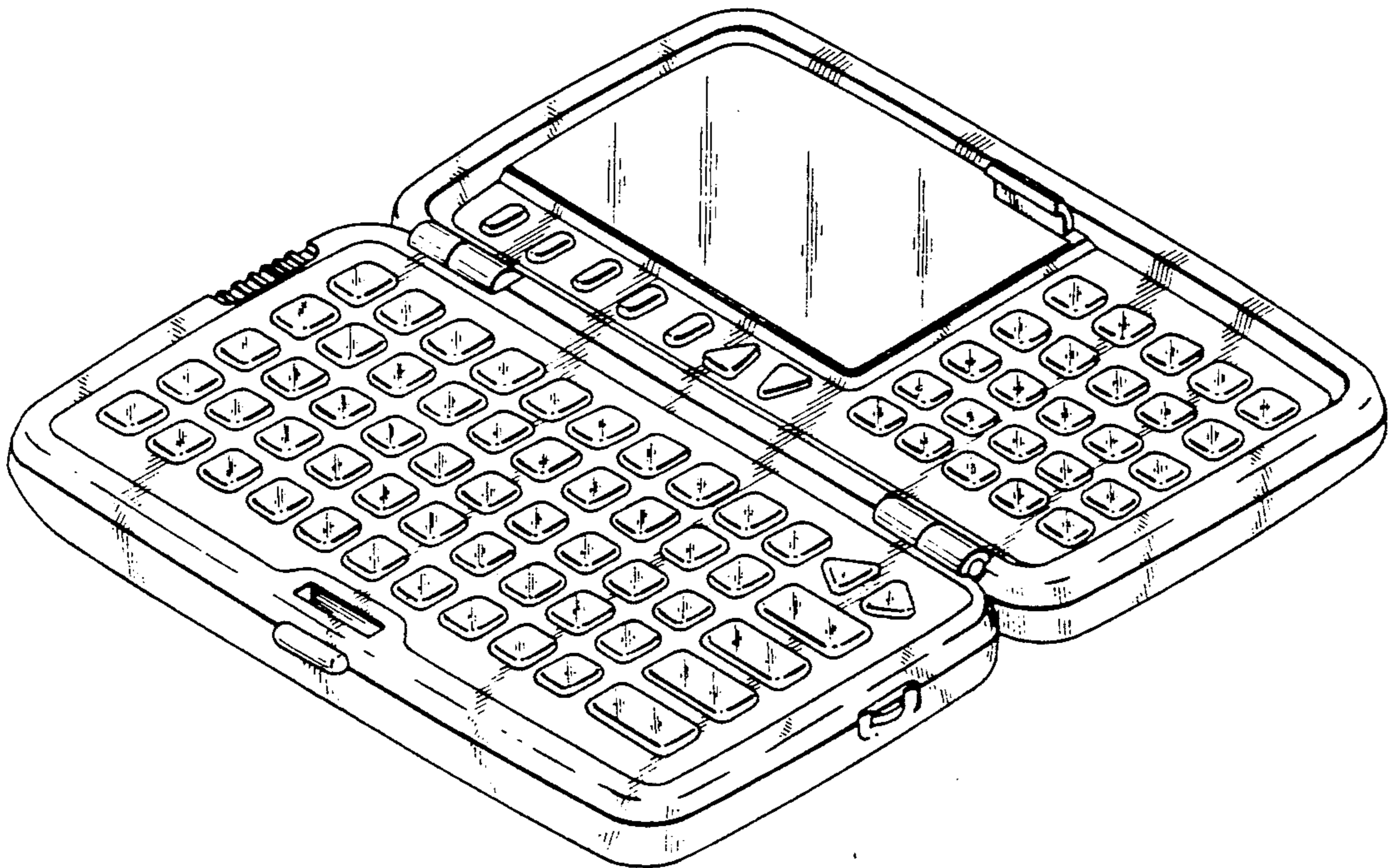


FIG. 6

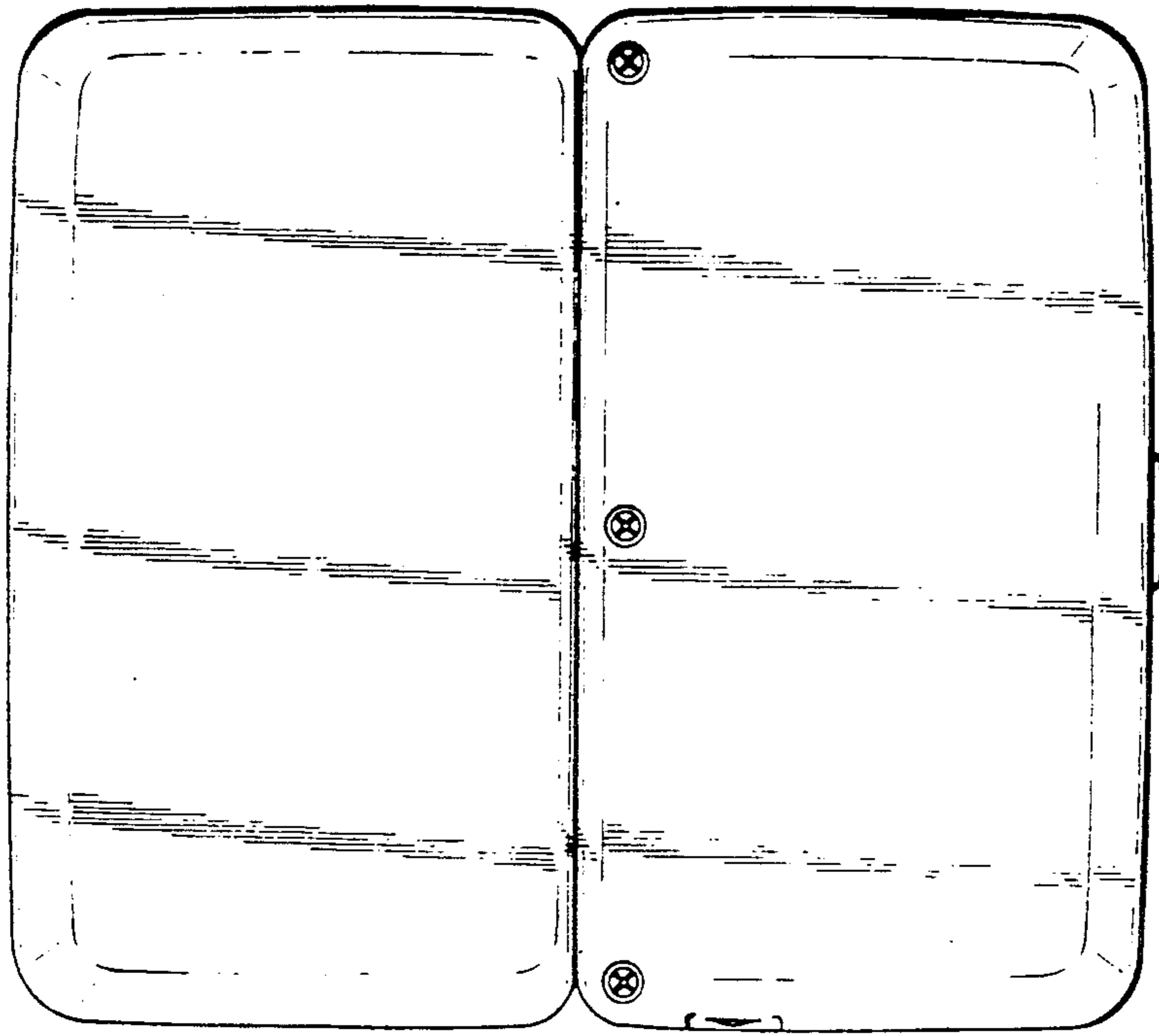


FIG. 5



FIG. 2 FIG. 3



FIG. 1

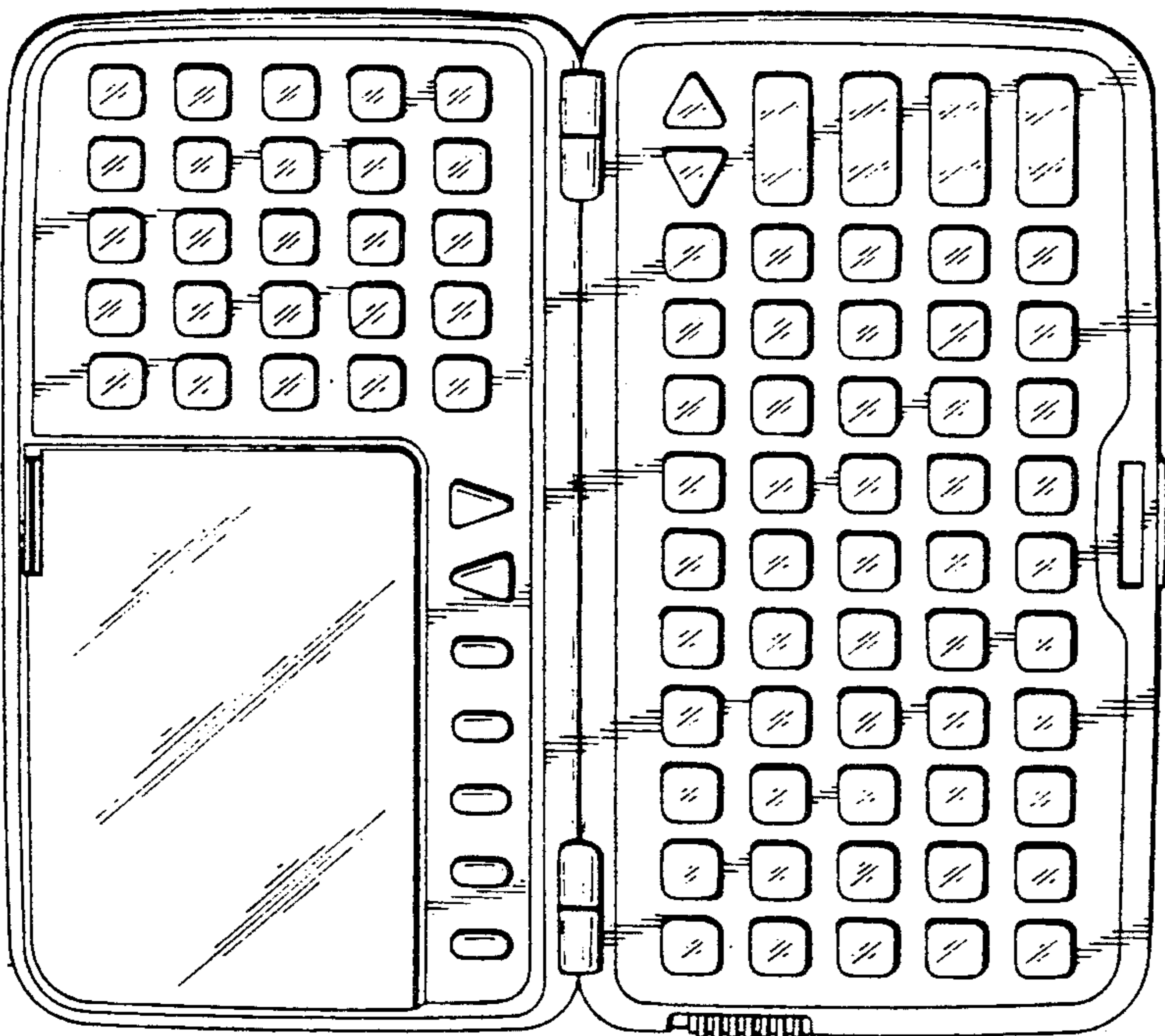


FIG. 4



FIG. 7

