



US00D327461S

United States Patent [19]
Nelson

[11] **Patent Number: Des. 327,461**
[45] **Date of Patent: ** Jun. 30, 1992**

[54] **WIPER FOR A VEHICLE REAR VIEW MIRROR**

[76] **Inventor: James Nelson, 1616 E. 78th #124, Denver, Colo. 80229**

[**] **Term: 14 Years**

[21] **Appl. No.: 572,016**

[22] **Filed: Aug. 24, 1990**

[52] **U.S. Cl. D12/155**

[58] **Field of Search D12/155, 187-188; D32/35, 41; 15/236.01-236.09, 250 R, 250 B, 250.01, 250.05, 250.27-250.29, 313; 359/600**

[56] **References Cited**

U.S. PATENT DOCUMENTS

3,612,647 10/1971 LaPrairie 15/250 B X
3,685,087 8/1972 Pittman 15/250 B X
3,866,258 2/1975 DeGraw 15/250.29

4,134,612 1/1979 Nelson 15/313

Primary Examiner—Wallace R. Burke

Assistant Examiner—Lavone D. Tabor

Attorney, Agent, or Firm—Terry M. Gernstein

[57] **CLAIM**

The ornamental design for a wiper for a vehicle rear view mirror, as shown and described.

DESCRIPTION

FIG. 1 is a perspective view of wiper for a vehicle rear view mirror showing my new design;

FIG. 2 is a front elevational view thereof;

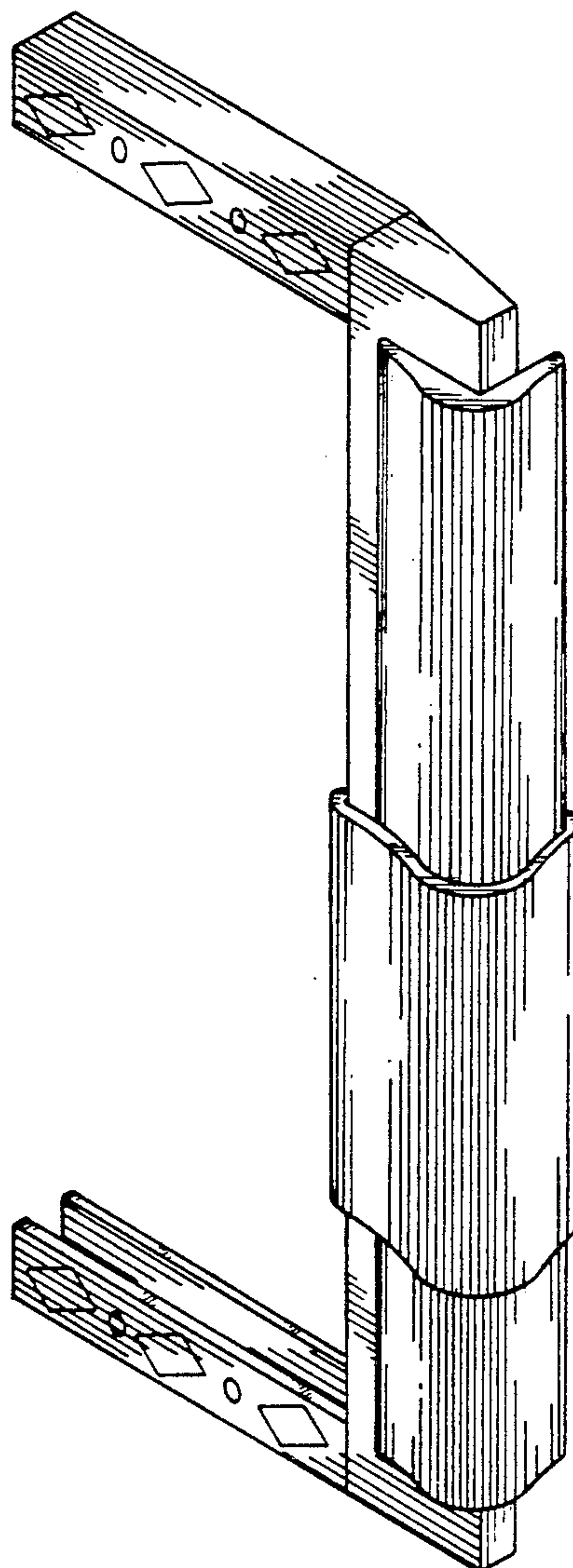
FIG. 3 is a rear elevational view thereof;

FIG. 4 is an end elevational view as seen from the left of FIG. 2;

FIG. 5 is an end elevational view as seen from the right of FIG. 2;

FIG. 6 is a top plan view thereof; and,

FIG. 7 is a bottom plan view thereof.



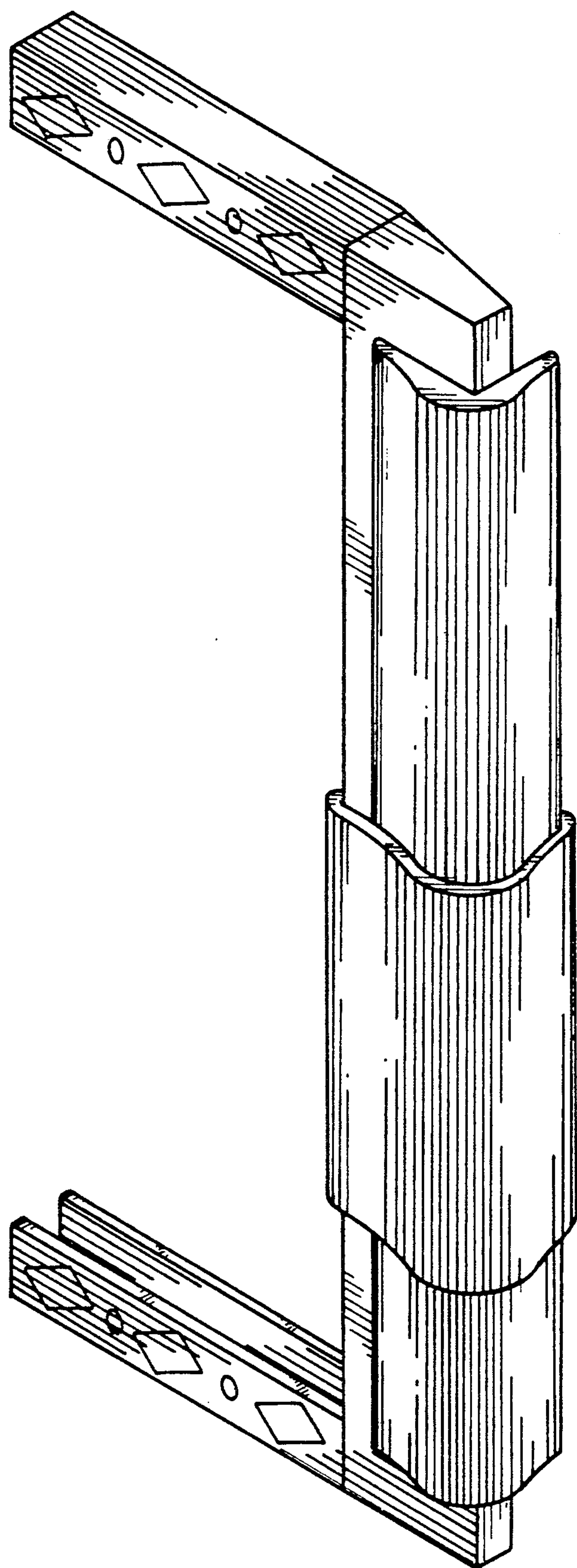


FIG. 1

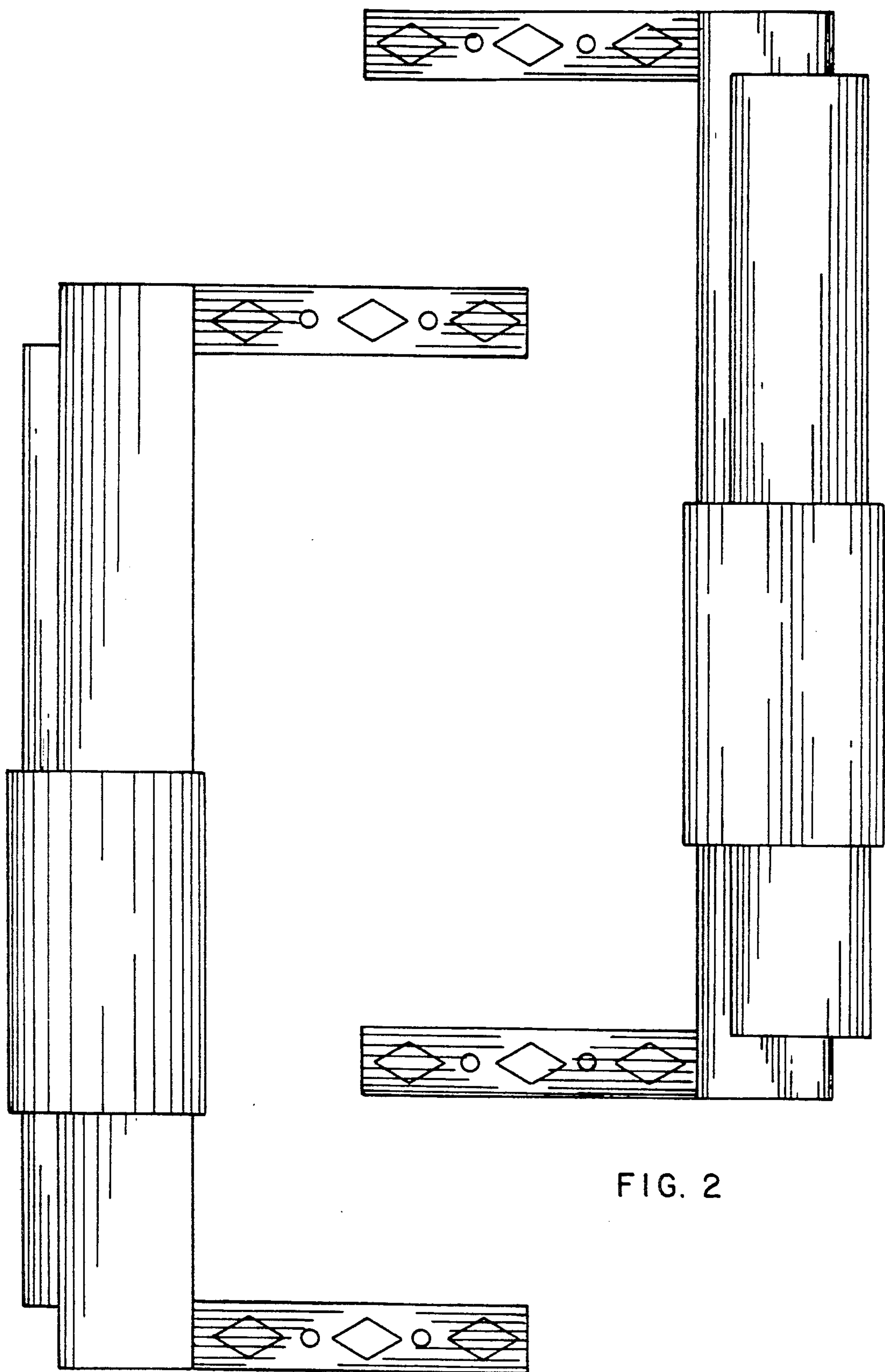


FIG. 2

FIG. 3

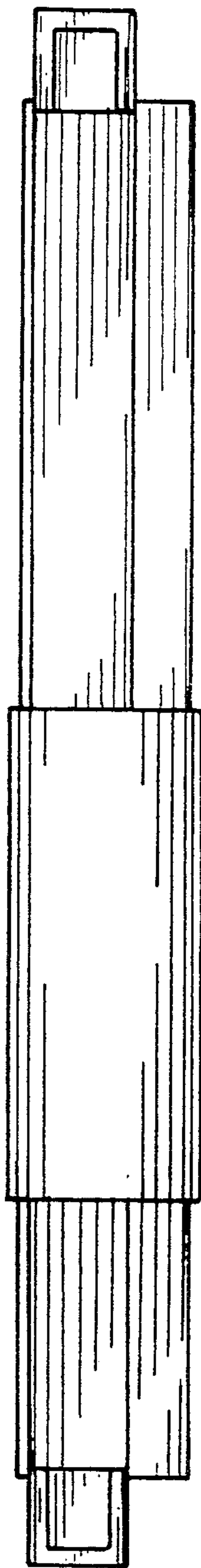


FIG. 4

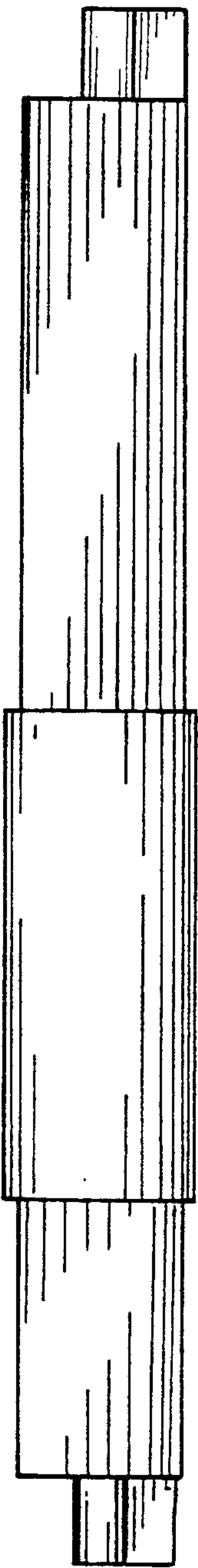


FIG. 5




FIG. 7

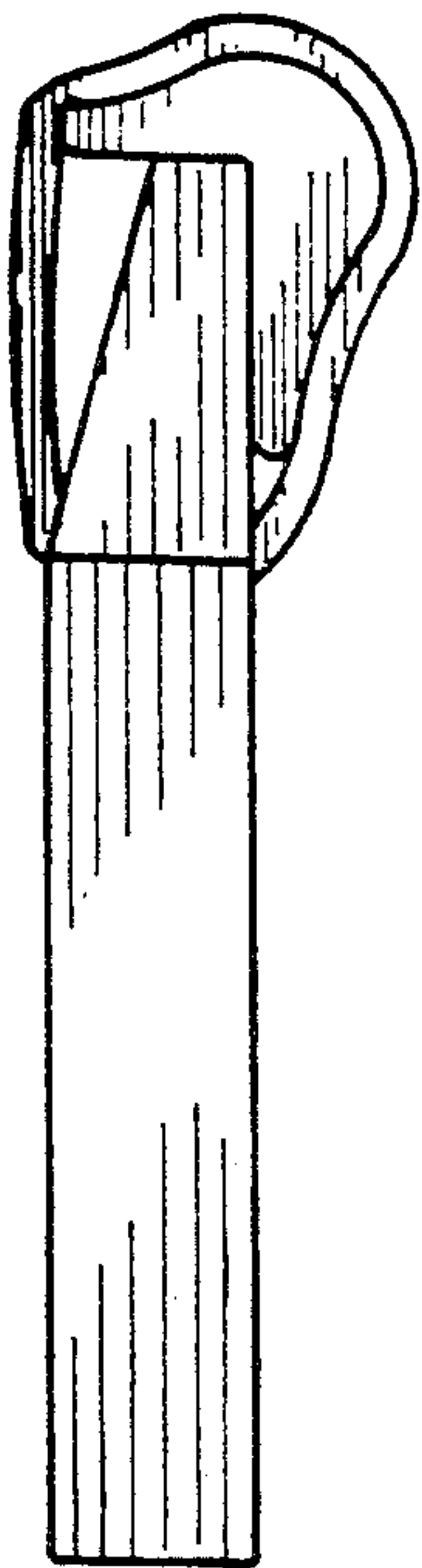


FIG. 6