



US00D327454S

# United States Patent [19]

Garbarino

[11] Patent Number: **Des. 327,454**

[45] Date of Patent: **\*\* Jun. 30, 1992**

- [54] **COMBINED SIGNAL FLAG, WINDSOCK AND FLAGPOLE**
- [76] Inventor: **Joseph S. Garbarino**, 8225 Custer Rd., Bethesda, Md. 20817
- [\*\*] Term: **14 Years**
- [21] Appl. No.: **460,224**
- [22] Filed: **Jan. 2, 1990**
- [52] U.S. Cl. .... **D11/166; D11/165**
- [58] Field of Search ..... **D9/165, 166, 181; 116/173-175; D8/382**

- 4,171,723 7/1979 De Vittori .
- 4,583,482 4/1986 Smith .
- 4,588,862 12/1985 Kelly ..... 116/173 X

### OTHER PUBLICATIONS

Paul Marshall Catalog; 1987; p. 60; Large Windsock (upper left).

*Primary Examiner*—Bernard Ansher  
*Assistant Examiner*—Dominic Simone  
*Attorney, Agent, or Firm*—Pollock, Vande Sande & Priddy

[56] **References Cited**  
**U.S. PATENT DOCUMENTS**

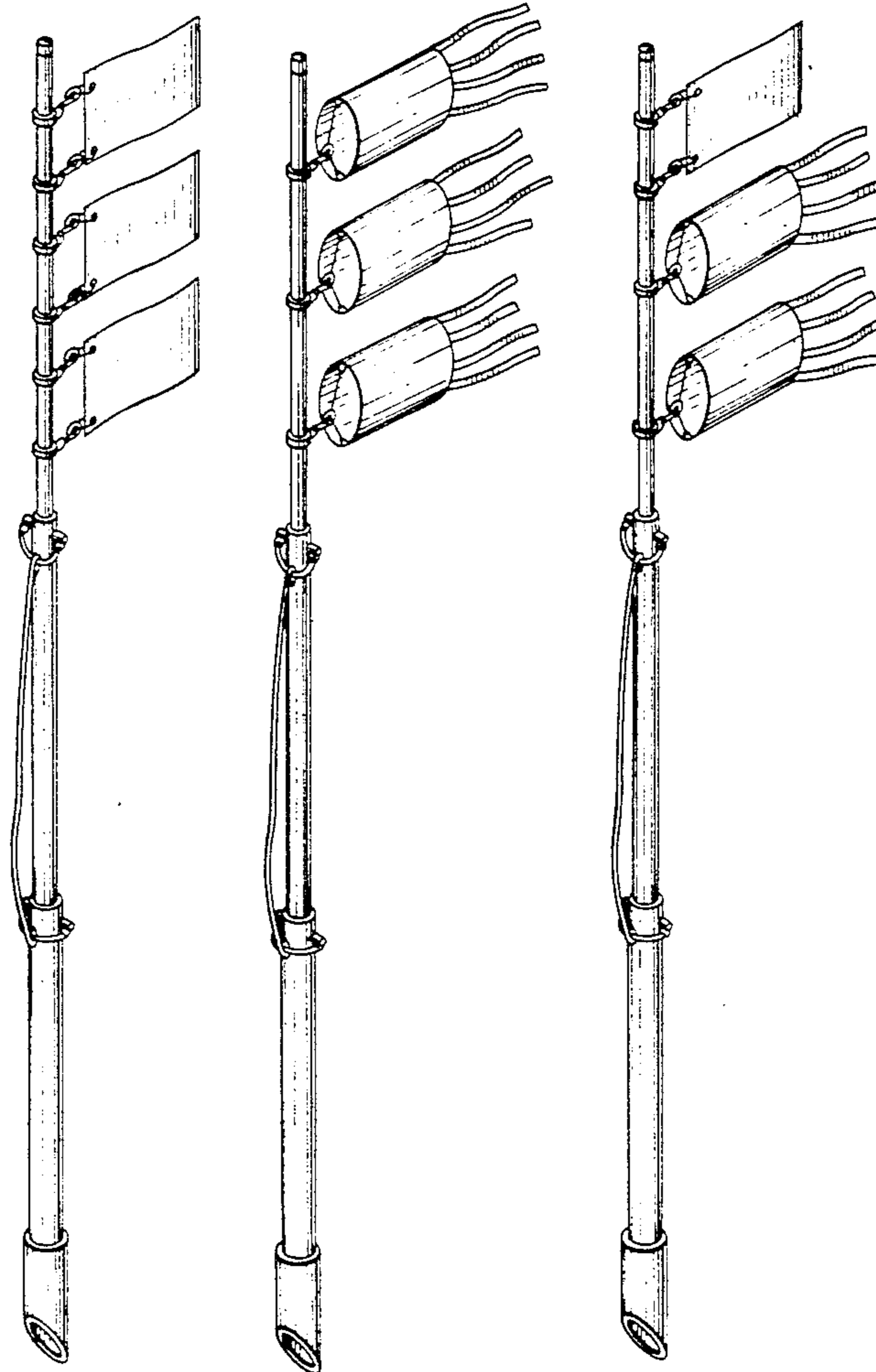
- D. 141,264 5/1945 Watson ..... D8/382
- D. 248,340 6/1978 Miller ..... D11/166 X
- D. 249,782 10/1978 Marcus ..... D11/166
- 249,782 10/1878 Marcus .**
- 2,271,609 2/1942 Hall ..... 116/173
- 2,853,046 9/1956 Meade .
- 3,476,929 11/1967 Klinger .
- 3,760,441 9/1973 Handelman ..... 116/173 X
- 3,941,083 3/1976 Morse et al. .
- 3,976,283 8/1976 Schmidt ..... 116/173 X

### [57] CLAIM

The ornamental design for a combined signal flag, windsock and flagpole, as shown and described.

### DESCRIPTION

FIG. 1 is a perspective view of a combined signal flag, windsock and flagpole showing my new design, the flagpole being truncated for ease of illustration;  
 FIG. 2 is a perspective view of a second embodiment of FIG. 1, the windsocks being substituted for the flags; and,  
 FIG. 3 is a perspective view of a third embodiment of FIG. 1, the flag and windsocks shown in combination.






FIG. 1

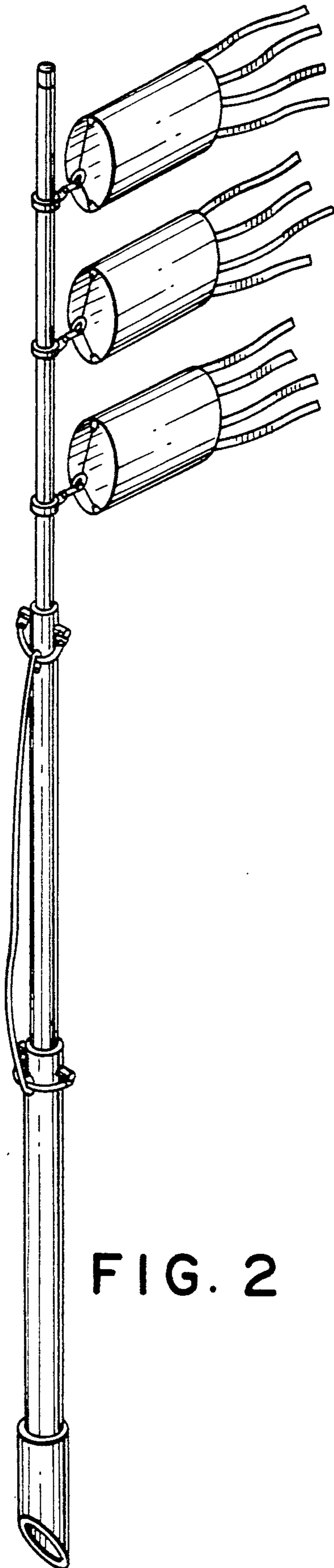


FIG. 2

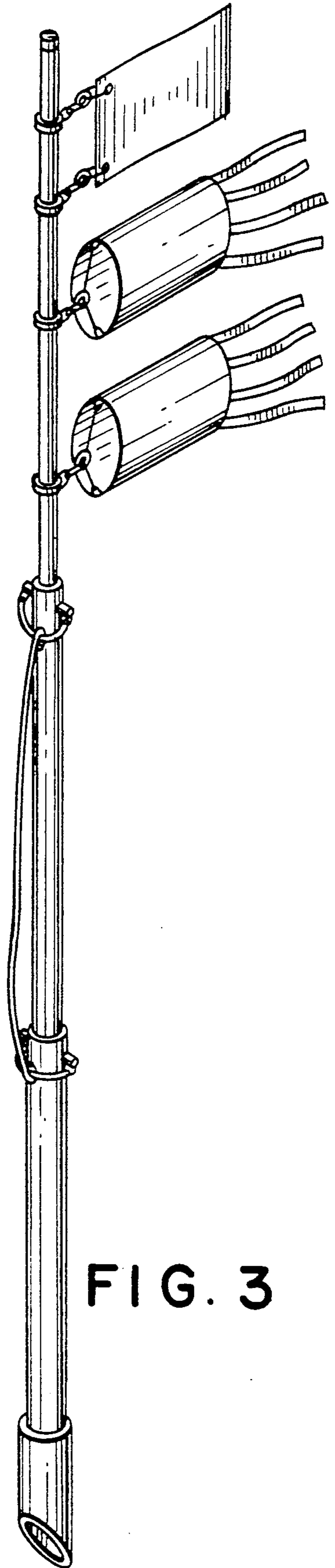


FIG. 3