



US00D327440S

United States Patent [19]

[11] Patent Number: **Des. 327,440**

Galli

[45] Date of Patent: **** Jun. 30, 1992**

[54] WRISTWATCH

[75] Inventor: **Giorgio Galli, Milan, Italy**

[73] Assignee: **Swatch AG (Swatch S.A.), Bienne, Switzerland**

[**] Term: **14 Years**

[21] Appl. No.: **566,705**

[22] Filed: **Aug. 10, 1990**

[30] Foreign Application Priority Data

Feb. 12, 1990 [WO] World Int. Prop. O. DM/015861

[52] U.S. Cl. **D10/32; D10/126; D10/39**

[58] Field of Search **D10/1-40, D10/122-126; 368/223, 228, 232, 276-277, 280-282, 285; D11/4**

[56] References Cited

U.S. PATENT DOCUMENTS

| | | | |
|------------|---------|-----------------|---------|
| D. 81,038 | 4/1930 | Wynn . | |
| D. 284,356 | 6/1986 | Porsche | D10/32 |
| D. 285,422 | 9/1986 | Grimes | D10/32 |
| D. 289,502 | 4/1987 | Woomer | D10/32 |
| D. 300,807 | 4/1989 | Schneider | D10/32 |
| D. 302,800 | 8/1989 | Robert | D10/126 |
| D. 303,091 | 8/1989 | Goto | D10/30 |
| 3,475,902 | 11/1969 | Wessel | 58/125 |
| 3,596,463 | 8/1971 | Rudolph | 58/152 |

FOREIGN PATENT DOCUMENTS

1300278 12/1962 France .

OTHER PUBLICATIONS

European Jeweler-Apr. 1973-p. 105-Watchcase at top-center.

Swiss Watch & Jewery Journal-May 1984-p. 641-Watch at top-right.

European Jeweler (U.Z.)-Jul. 1984-p. 66-Watch at bottom.

Jeweler's Circular-Keystone-Jul. 1987-p. 20-Watch at bottom-right.

Hong Kong Enterprise -Jul. 1987-p. 104-Watch at bottom-right.

American PD Co. Ultra Sportiva Porsche Design JCK. Stopp am Han gelenk European Jewelers.

Primary Examiner-Nelson C. Holtje
Attorney, Agent, or Firm-McGlew & Tuttle

[57] CLAIM

The ornamental design for a wristwatch, as shown and described.

DESCRIPTION

FIG. 1 is a top plan view of a wristwatch showing my new design;

FIG. 2 is a bottom plan view thereof;

FIG. 3 is a front elevational view thereof with the band removed for ease of illustration, the rear view being substantially a mirror image;

FIG. 4 is a right side elevational view thereof with the band omitted for ease of illustration; and,

FIG. 5 is a left side elevational view thereof with the band omitted for ease of illustration.






FIG. 1

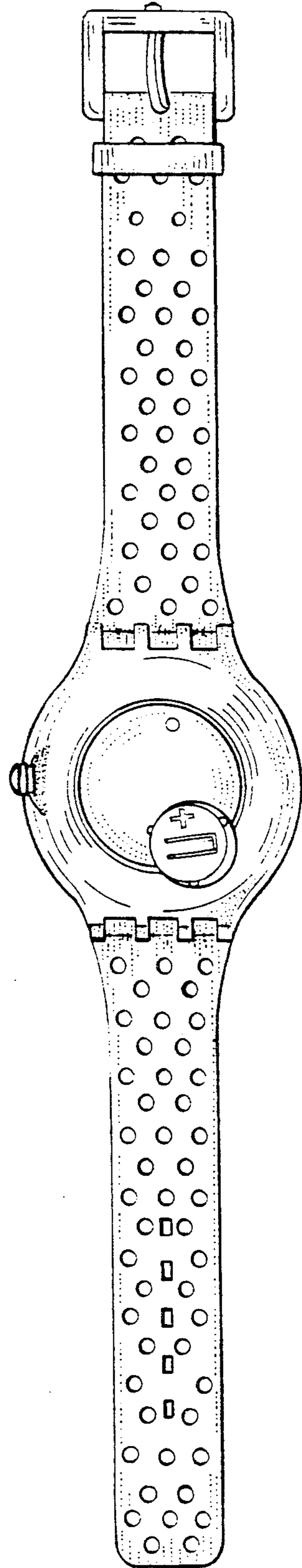


FIG. 2



FIG. 3

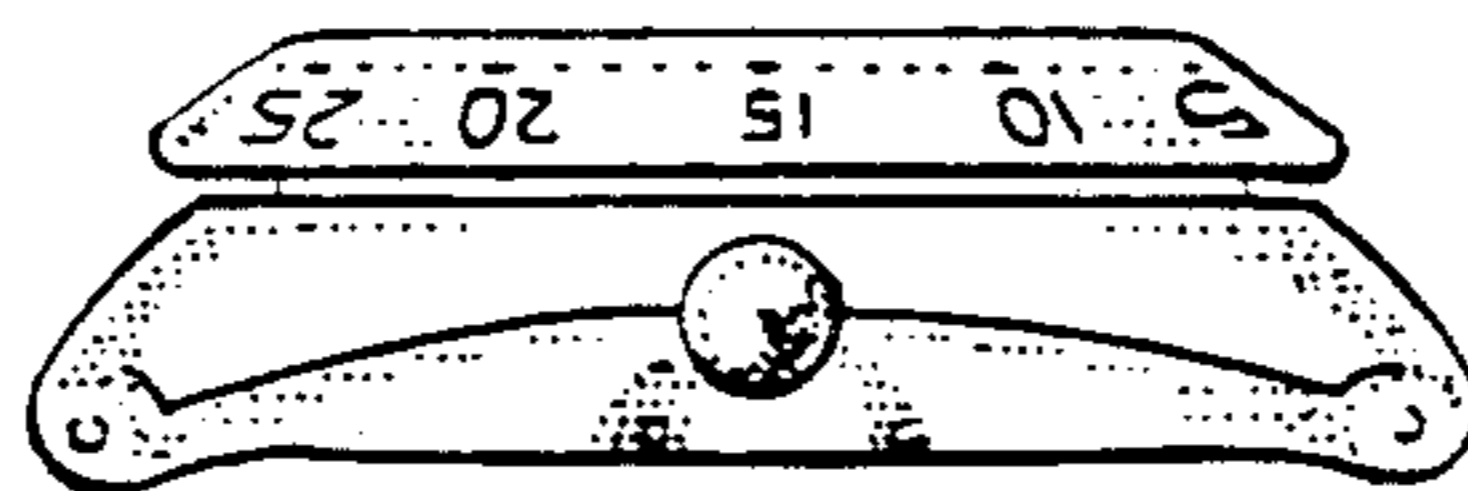


FIG. 4

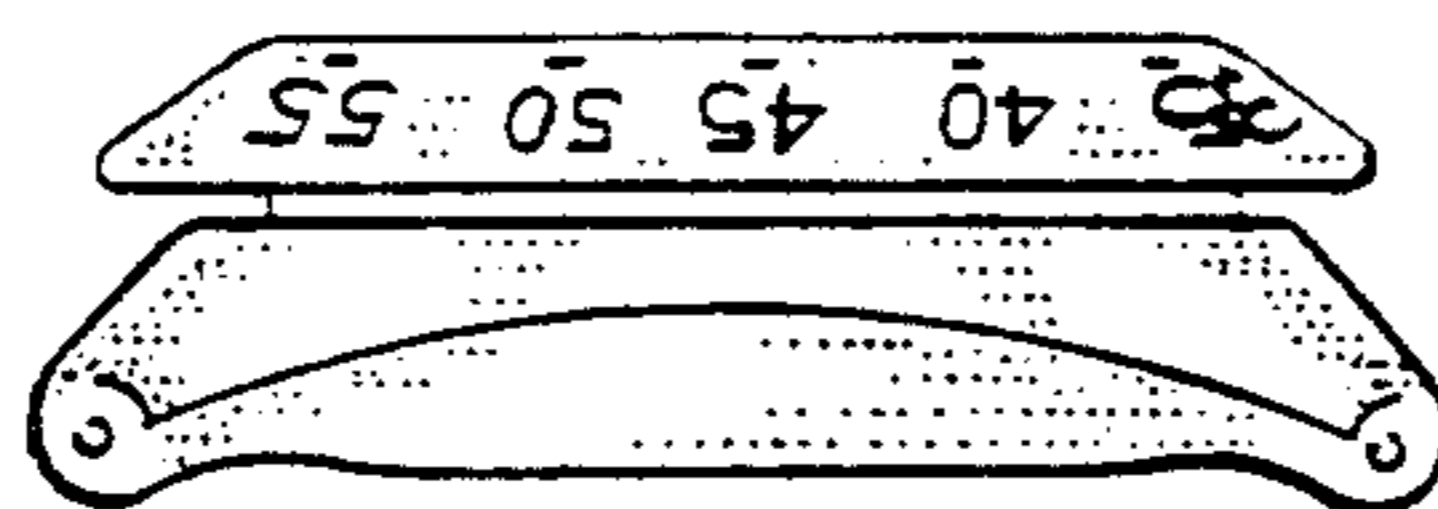


FIG. 5