



US00D327439S

United States Patent [19]

[11] Patent Number: **Des. 327,439**

Bulgari

[45] Date of Patent: **** Jun. 30, 1992**

[54] **COMBINED WATCH AND BRACELET**

[75] Inventor: **Gianni Bulgari, Rome, Italy**

[73] Assignee: **Gianni Bulgari SpA, Rome, Italy**

[**] Term: **14 Years**

[21] Appl. No.: **492,184**

[22] Filed: **Mar. 12, 1990**

[30] **Foreign Application Priority Data**

Sep. 12, 1989 [WO] World Int. Prop.

O. DMA/001079

[52] U.S. Cl. **D10/32; D10/39; D11/4**

[58] Field of Search **D10/1-40, D10/127-132; 368/276-277, 280-282, 285; D11/3, 4, 6, 12, 15, 16**

[56] **References Cited**

U.S. PATENT DOCUMENTS

- D. 142,908 11/1945 Rossein D11/15
- D. 241,630 9/1976 Burke D10/32
- D. 281,957 12/1985 Bulgari D11/3

- D. 285,543 9/1986 Moser D10/32 X
- D. 291,784 9/1987 Bulgari D11/3
- D. 304,430 11/1989 Bulgari D11/6 X
- D. 310,183 8/1990 Bulgari D11/4
- D. 310,490 9/1990 Fong D10/32
- D. 321,485 11/1991 Bulgari D10/32
- 1,214,135 1/1917 Clark D11/12 X

Primary Examiner—Nelson C. Holtje
Attorney, Agent, or Firm—Sughrue, Mion, Zinn, Macpeak & Seas

[57] CLAIM

The ornamental design for combined watch and bracelet, as shown.

DESCRIPTION

FIG. 1 is a front elevational view of a combined watch and bracelet showing my new design; FIG. 2 is a left side elevational view thereof; FIG. 3 is a top plan view thereof; FIG. 4 is a bottom plan view thereof; FIG. 5 is a right side elevational view thereof; FIG. 6 is rear elevational view thereof; and FIG. 7 is a front and top-left perspective view thereof.

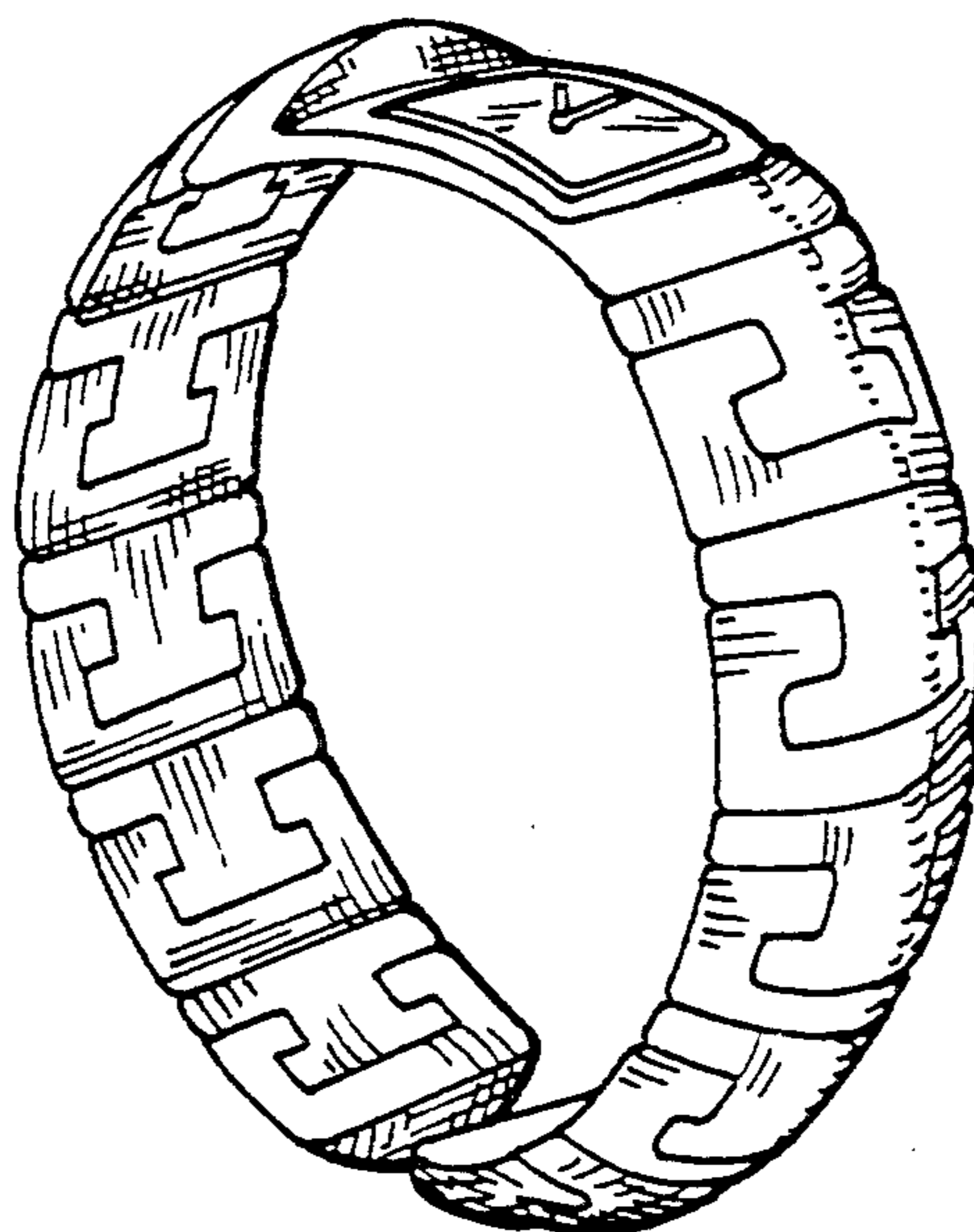


FIG. 1




FIG. 2

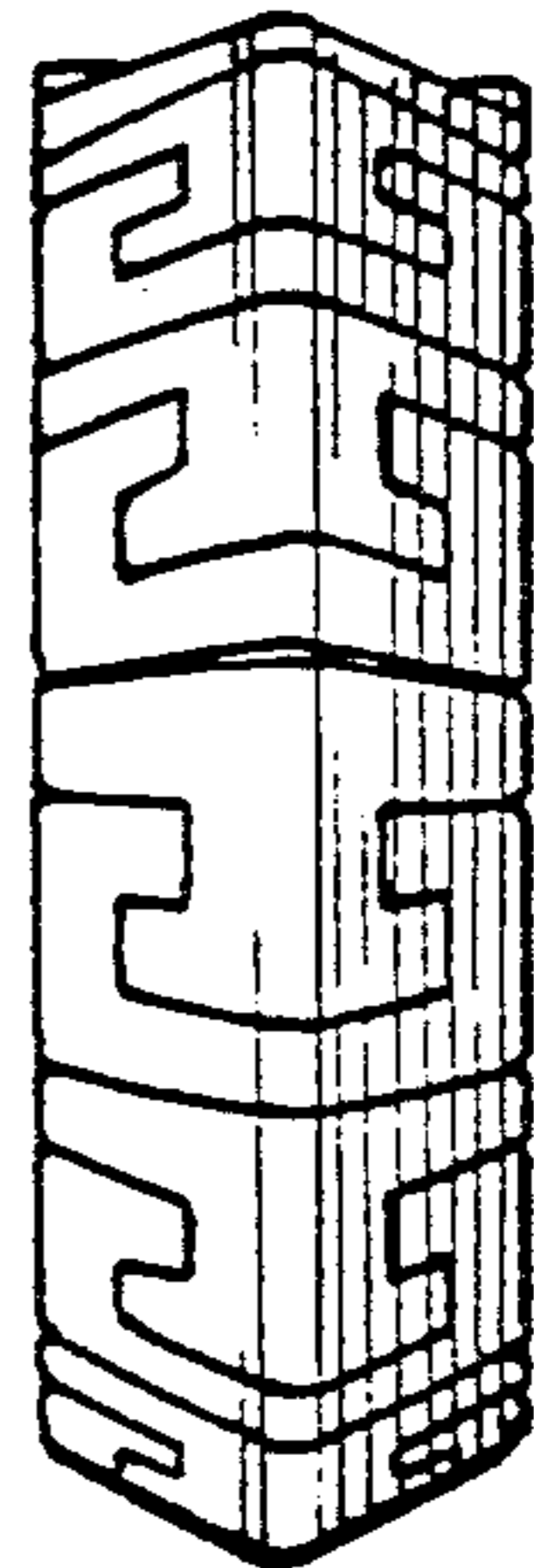


FIG. 3




FIG. 4

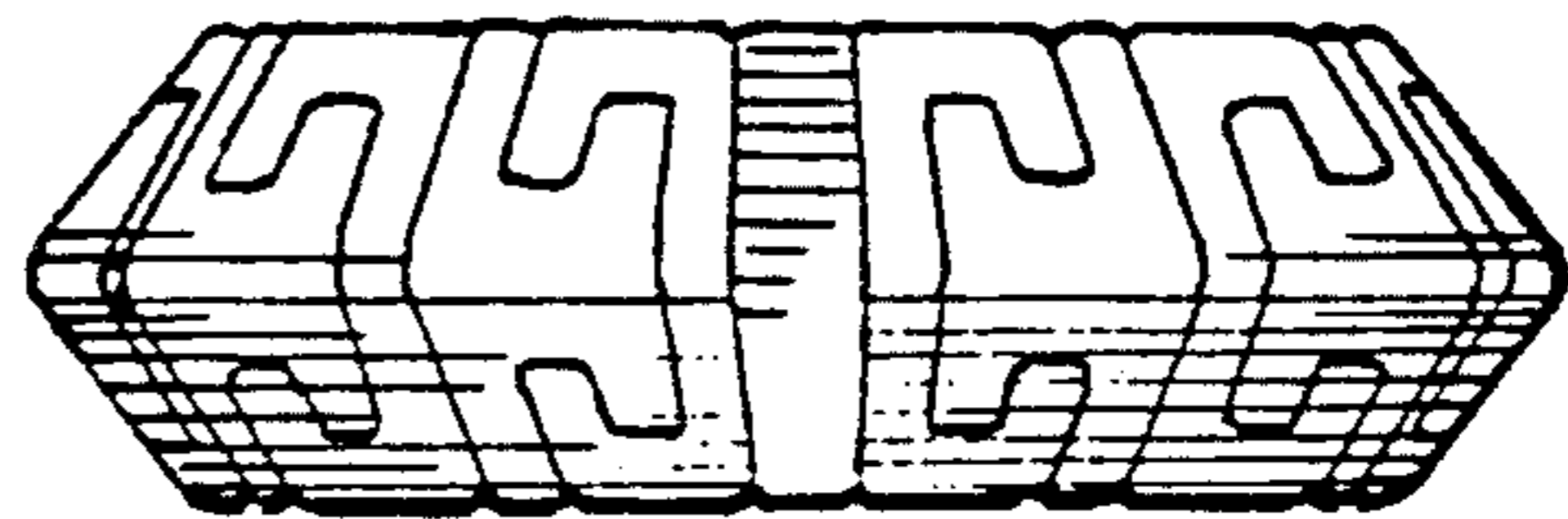


FIG. 5

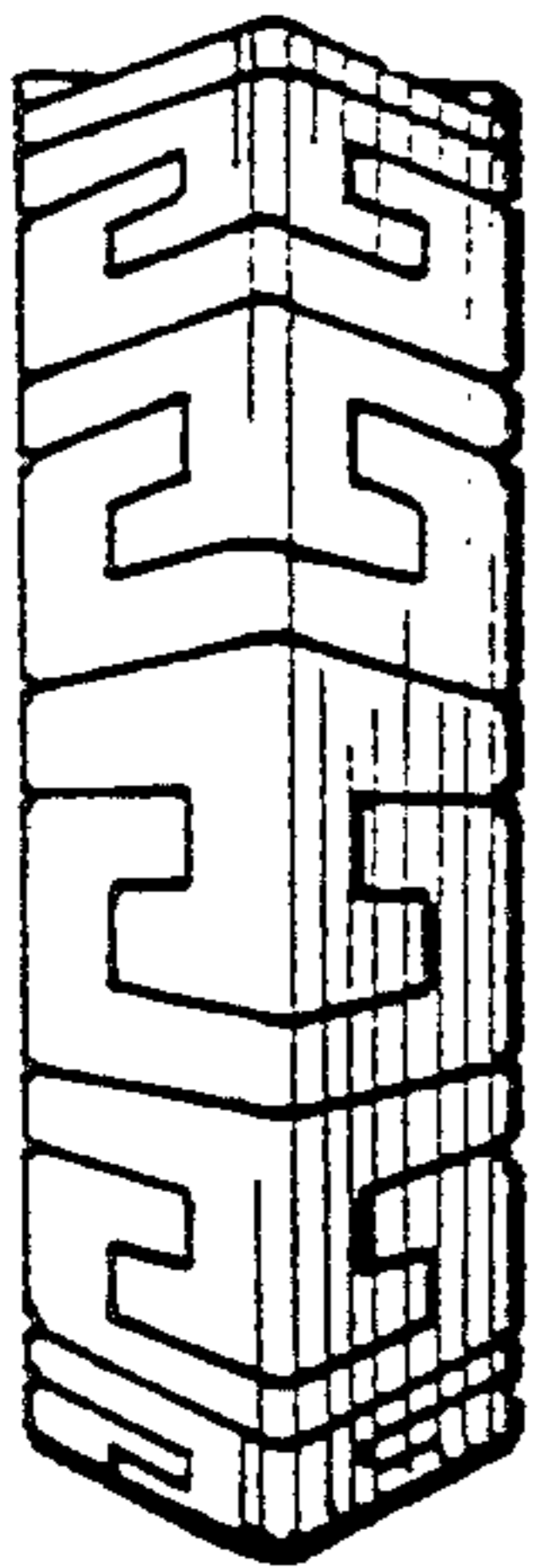


FIG. 6




FIG. 7

