



US00D327438S

United States Patent [19]
Bulgari

[11] **Patent Number: Des. 327,438**
[45] **Date of Patent: ** Jun. 30, 1992**

[54] **COMBINED WATCH AND BRACELET**

[75] **Inventor: Gianni Bulgari, Rome, Italy**

[73] **Assignee: Gianni Bulgari SpA, Rome, Italy**

[**] **Term: 14 Years**

[21] **Appl. No.: 492,183**

[22] **Filed: Mar. 12, 1990**

[30] **Foreign Application Priority Data**

Sep. 12, 1989 [WO] World Int. Prop.

O. DMA/001079

[52] **U.S. Cl. D10/32; D10/39;
D11/4**

[58] **Field of Search D10/1-40,
D10/127-132; 368/276-277, 280-282, 285;
D11/3, 4, 6, 12, 15, 16**

[56] **References Cited**

U.S. PATENT DOCUMENTS

D. 281,957 12/1985 Bulgari D11/3
D. 285,543 9/1986 Moser D10/32 X

D. 291,784 7/1987 Bulari D10/32
D. 304,430 3/1989 Bulgari D11/6
D. 310,490 9/1990 Fong D10/32
D. 310,978 10/1990 Bulgari D11/3
D. 312,593 12/1990 Bulgari D11/4
D. 314,526 2/1991 Bulgari D11/3

Primary Examiner—Nelson C. Holtje
Attorney, Agent, or Firm—Sughrue, Mion, Zinn,
Macpeak & Seas

[57] **CLAIM**

The ornamental design for combined watch and bracelet, as shown.

DESCRIPTION

FIG. 1 is a front elevational view of a combined watch and bracelet showing may new design;
FIG. 2 is a left side elevational view thereof;
FIG. 3 is a top plan view thereof;
FIG. 4 is a bottom plan view thereof;
FIG. 5 is a right side elevational view thereof;
FIG. 6 is a rear elevational view thereof; and,
FIG. 7 is a front and top-left perspective view thereof.




FIG. 1

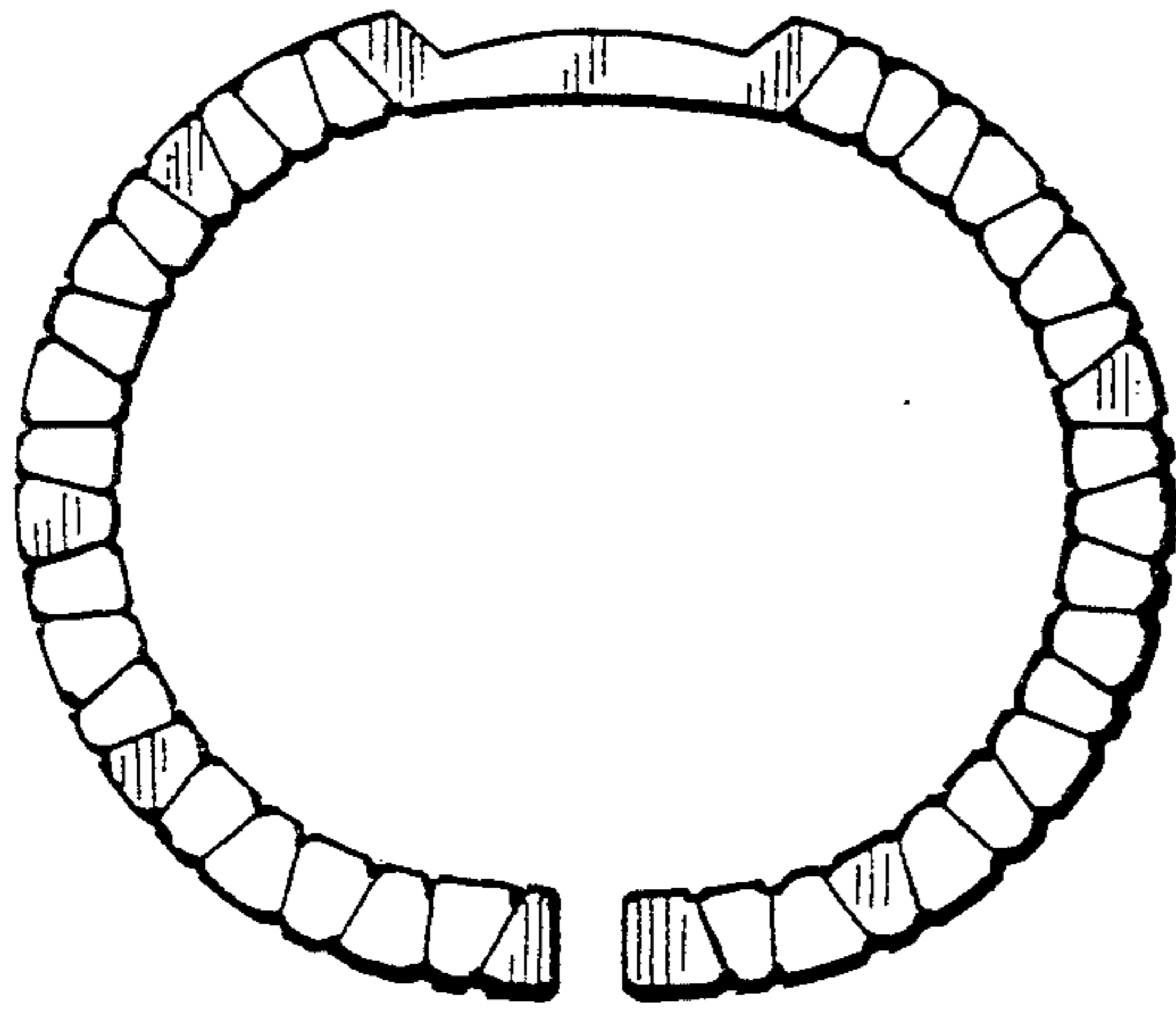


FIG. 2

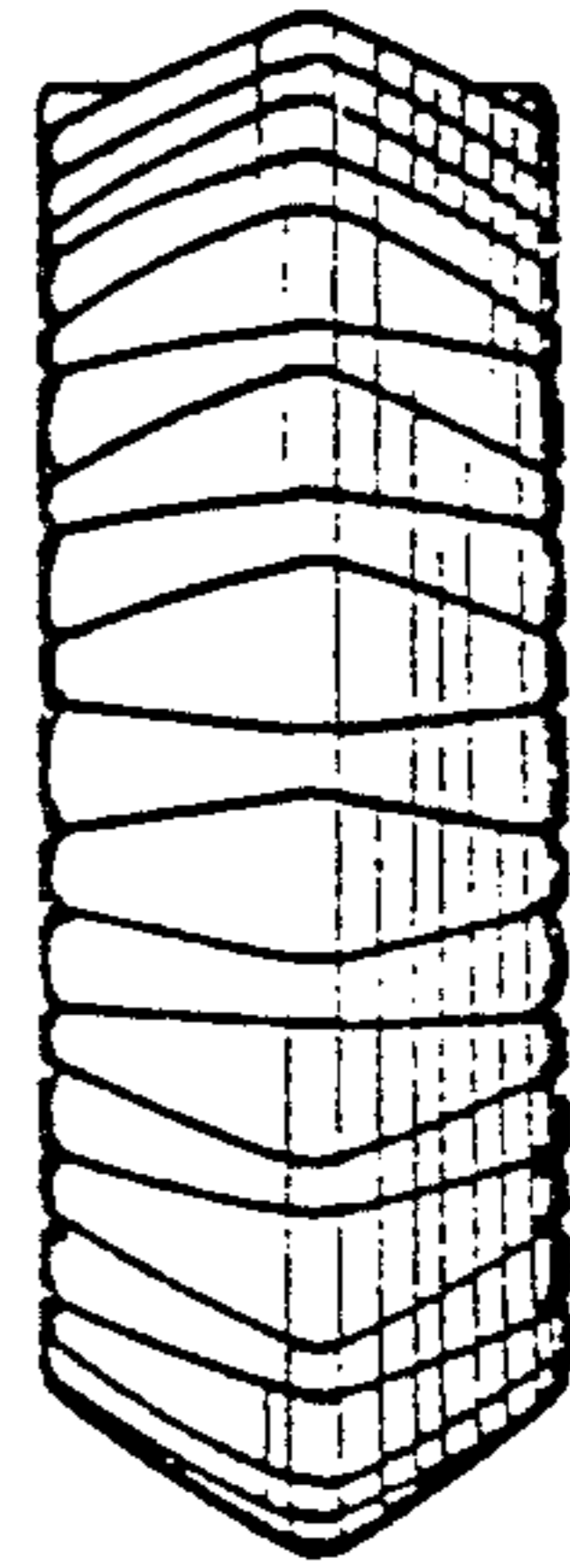


FIG. 3




FIG. 4




FIG. 5

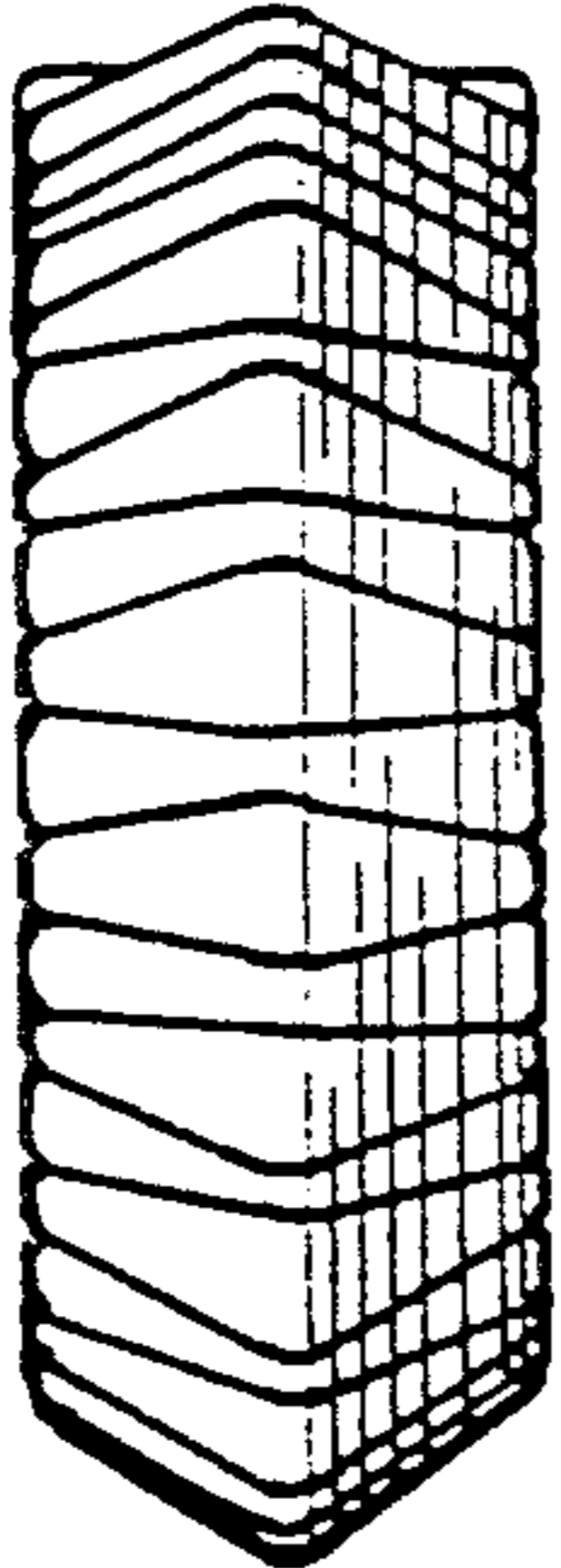


FIG. 6

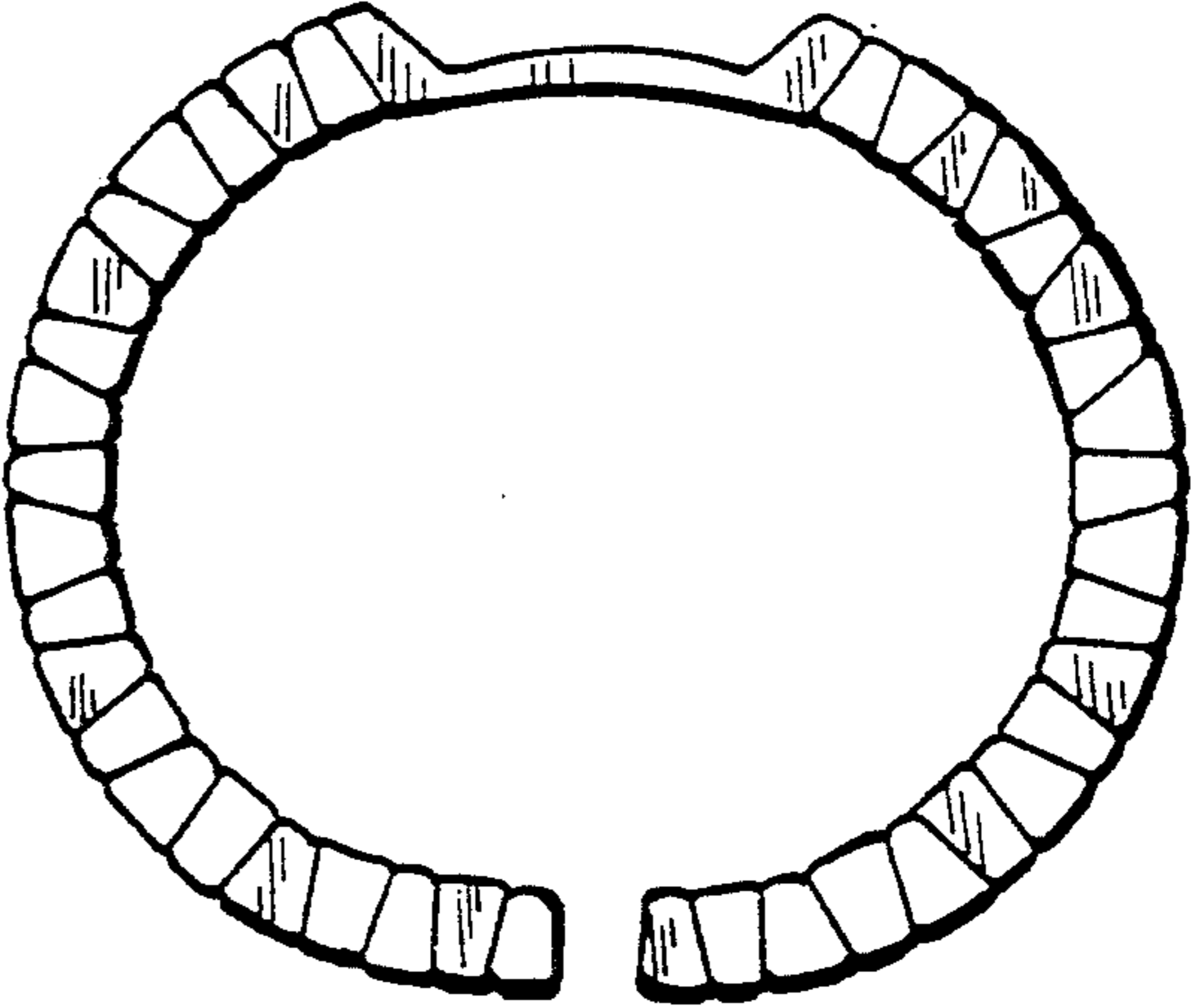


FIG. 7

