



US00D327416S

# United States Patent [19]

[11] Patent Number: **Des. 327,416**

Best et al.

[45] Date of Patent: **\*\* Jun. 30, 1992**

[54] **PORTION OF A KEY BLADE BLANK**

4,683,740	8/1987	Errani	70/419
4,787,225	11/1988	Häuser	70/407 X
4,964,288	10/1990	Braun et al.	70/406

[75] Inventors: **Walter E. Best; Timothy R. Bjornson**, both of Indianapolis; **James W. Borgmann, Carmel; Gary R. Jacobs**, Indianapolis, all of Ind.

**FOREIGN PATENT DOCUMENTS**

258614	4/1965	Australia	70/406
220505	8/1961	Austria	70/406
88591	2/1960	Denmark	70/406
305953	3/1989	European Pat. Off.	70/406
1355188	6/1974	United Kingdom	70/406

[73] Assignee: **Best Lock Corporation**, Indianapolis, Ind.

[\*] Notice: The portion of the term of this patent subsequent to Jun. 30, 2006 has been disclaimed.

**OTHER PUBLICATIONS**

Ilco Unican Corp. Catalogue No. 60R (1984) Key Blank #1178 (p. 2).  
Ilco Unican Corp. Catalogue No. 60R (1984) Key Blank #Diosyka (p. 8).  
Ilco Unican Corp. Catalogue No 60R (1984) Key Blank #1054HT (p. 13).

[\*\*] Term: **14 Years**

*Primary Examiner*—Brian N. Vinson  
*Attorney, Agent, or Firm*—Barnes & Thornburg

[21] Appl. No.: **677,815**

[57] **CLAIM**

[22] Filed: **Mar. 29, 1991**

The ornamental design for a portion of a key blade blank, as shown and described.

[52] U.S. Cl. .... **D8/347**

[58] Field of Search ..... **D8/347-348; 70/393, 402, 405-407, 419-420, 347-348, 355-356, 357, DIG. 14**


[56] **References Cited**

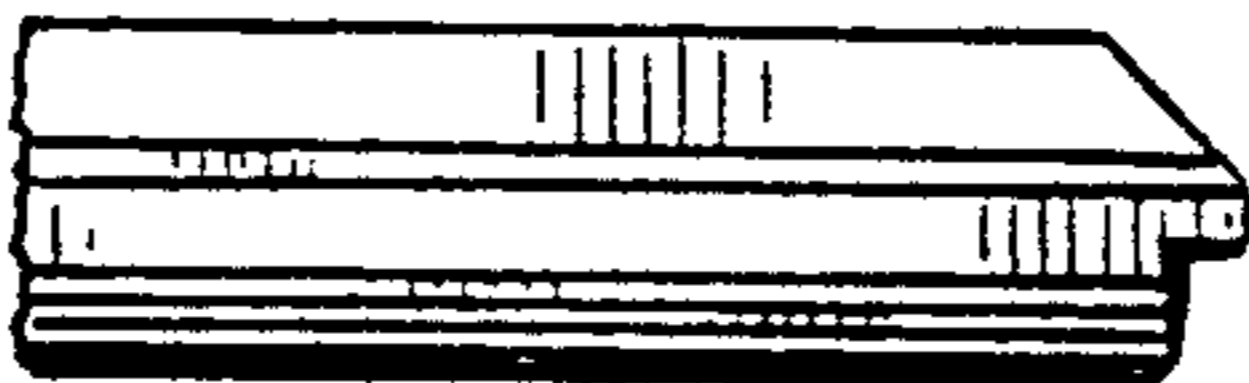
**U.S. PATENT DOCUMENTS**

D. 95,077	4/1935	Schlage	D8/347
D. 278,880	5/1985	Widen	D8/347
1,782,464	11/1930	Falk	70/406
2,059,129	10/1936	Maxwell et al.	70/419 X
2,803,959	8/1957	Schlage	70/347 X
3,499,304	3/1970	Naujoks	70/406
3,605,463	9/1971	Epstein	70/419 X
4,608,842	9/1986	Tietz	70/419 X

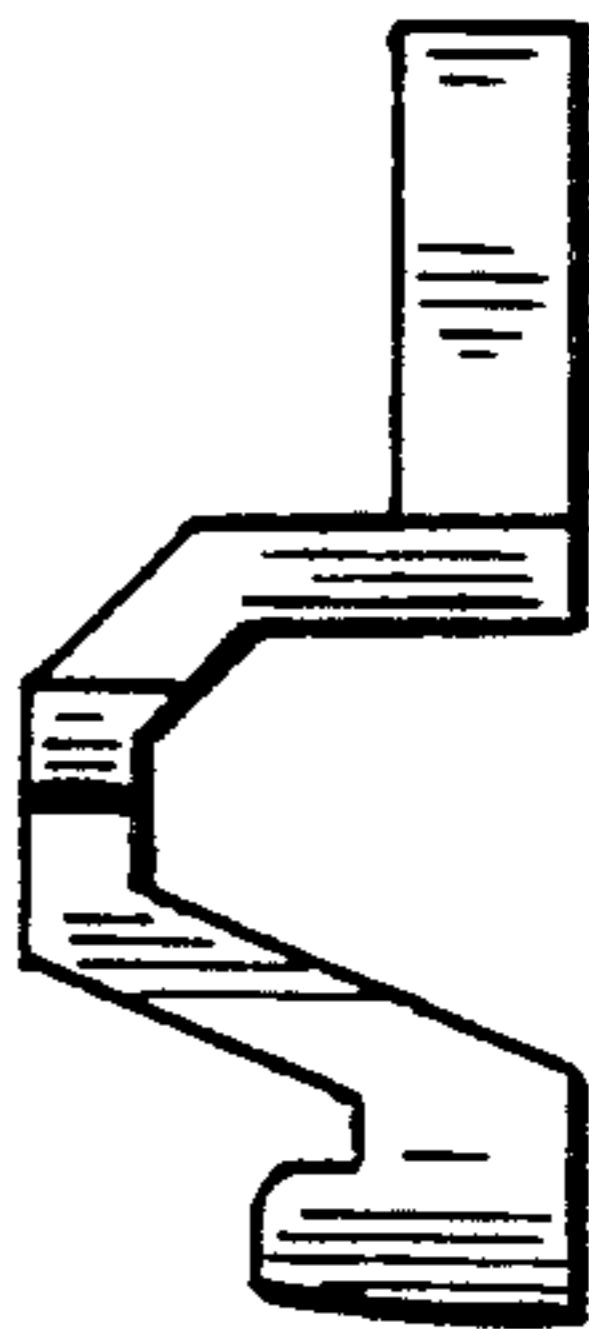
**DESCRIPTION**

FIG. 1 is a front elevational view of a portion of a key blade blank showing our new design; FIG. 2 is a reduced left side elevational view thereof; FIG. 3 is a reduced right side elevational view thereof; FIG. 4 is a reduced top plan view thereof; and, FIG. 5 is a reduced bottom plan view thereof.






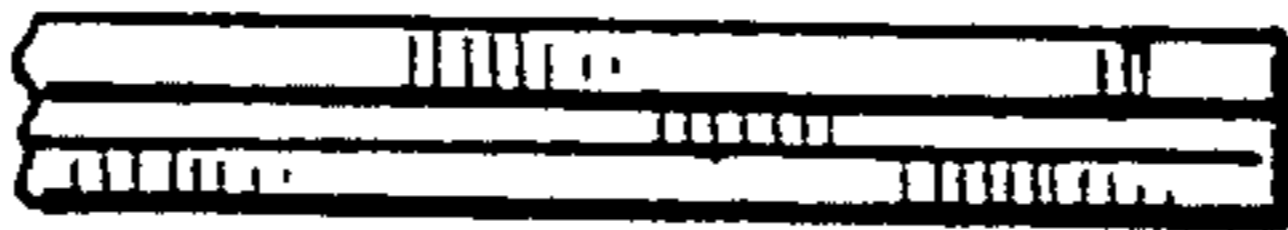
*FIG. 2*




*FIG. 1*



*FIG. 3*



*FIG. 4*



*FIG. 5*