



US00D327413S

United States Patent [19]

[11] Patent Number: **Des. 327,413**

Best et al.

[45] Date of Patent: **** Jun. 30, 1992**

[54] **PORTION OF A KEY BLADE BLANK**
[75] Inventors: **Walter E. Best; Timothy R. Bjornson,** both of Indianapolis; **James W. Borgmann, Carmel; Gary R. Jacobs,** Indianapolis, all of Ind.

4,683,740 8/1987 Errani 70/419
4,787,225 11/1988 Häuser 70/407 X
4,964,288 10/1990 Braun et al. 70/406

[73] Assignee: **Best Lock Corporation, Indianapolis, Ind.**

FOREIGN PATENT DOCUMENTS

258614 4/1965 Australia 70/406
220505 8/1961 Austria 70/406
88591 2/1960 Denmark 70/406
305953 3/1989 European Pat. Off. 70/406
1355188 6/1974 United Kingdom 70/406

[*] Notice: The portion of the term of this patent subsequent to Jun. 30, 2006 has been disclaimed.

OTHER PUBLICATIONS

Ilco Unican Corp. Catalogue No. 60R (1984) Key Blank #1178 (p. 2).
Ilco Unican Corp. Catalogue No. 60R (1984) Key Blank #D1054KA (p. 8).
Ilco Unican Corp. Catalogue No. 60R (1984) Key Blank #1054HT (p. 13).

[**] Term: **14 Years**

Primary Examiner—Brian N. Vinson
Attorney, Agent, or Firm—Barnes & Thornburg

[21] Appl. No.: **677,805**

[22] Filed: **Mar. 29, 1991**

[52] U.S. Cl. **D8/347**

[58] Field of Search **D8/347-348;**
70/393, 402, 405-407, 419-420, 347-348,
355-356, 357, DIG. 14

[57] CLAIM

[56] References Cited



U.S. PATENT DOCUMENTS

D. 95,077 4/1935 Schlage D8/347
D. 278,880 5/1985 Widen D8/347
1,782,464 11/1930 Falk 70/406
2,059,129 10/1936 Maxwell et al. 70/419 X
2,803,959 8/1957 Schlage 70/347 X
3,499,304 3/1970 Naujoks 70/406
3,605,463 9/1971 Epstein 70/419 X
4,608,842 9/1986 Tietz 70/419 X

The ornamental design for a portion of a key blade blank, as shown and described.

DESCRIPTION

FIG. 1 is a front elevational view of a portion of a key blade blank showing our new design;
FIG. 2 is a reduced left side elevational view thereof;
FIG. 3 is a reduced right side elevational view thereof;
FIG. 4 is a reduced top plan view thereof; and,
FIG. 5 is a reduced bottom plan view thereof.



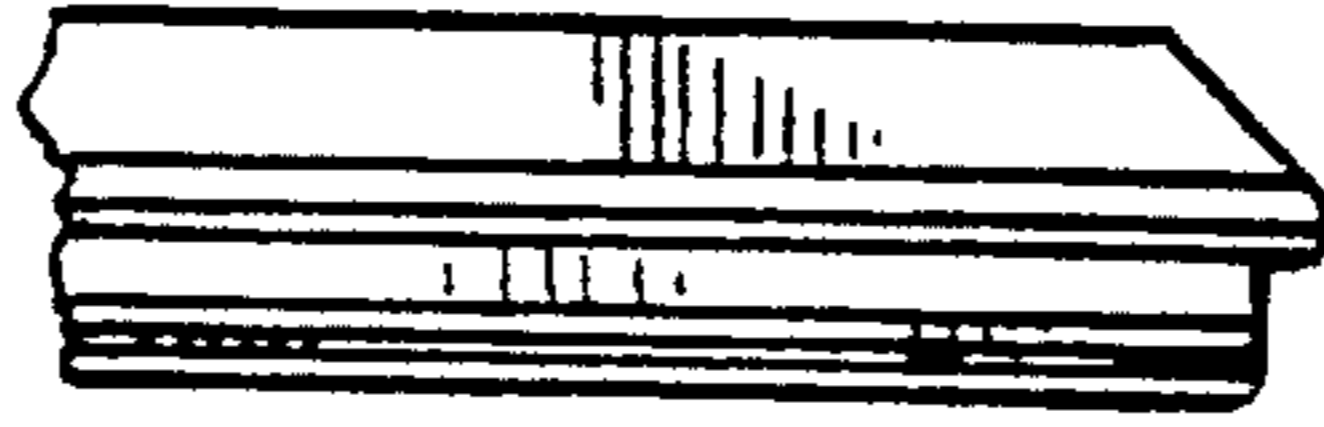


FIG. 2




FIG. 1




FIG. 3



FIG. 4




FIG. 5