



US00D327409S

United States Patent [19]
Fulton

[11] **Patent Number: Des. 327,409**
[45] **Date of Patent: ** Jun. 30, 1992**

[54] **CABINET HANDLE**
[75] **Inventor: Fred D. Fulton, Rocklin, Calif.**
[73] **Assignee: Transfer Flow International, Inc., Chico, Calif.**
[**] **Term: 14 Years**
[21] **Appl. No.: 569,543**
[22] **Filed: Aug. 20, 1990**
[52] **U.S. Cl. D8/316; D8/319; D8/320**
[58] **Field of Search D8/300, 315-320; 16/110 R, 111 R, 124, 125**
[56] **References Cited**
U.S. PATENT DOCUMENTS
D. 102,568 12/1936 Martin D8/316

D. 141,520 6/1945 Stewart D8/317
D. 290,683 7/1987 Dartnall D8/320
D. 311,322 10/1990 Jans D8/316

OTHER PUBLICATIONS

Forms & Surfaces; ©1986; p. 4, Series HC; pull HC823.

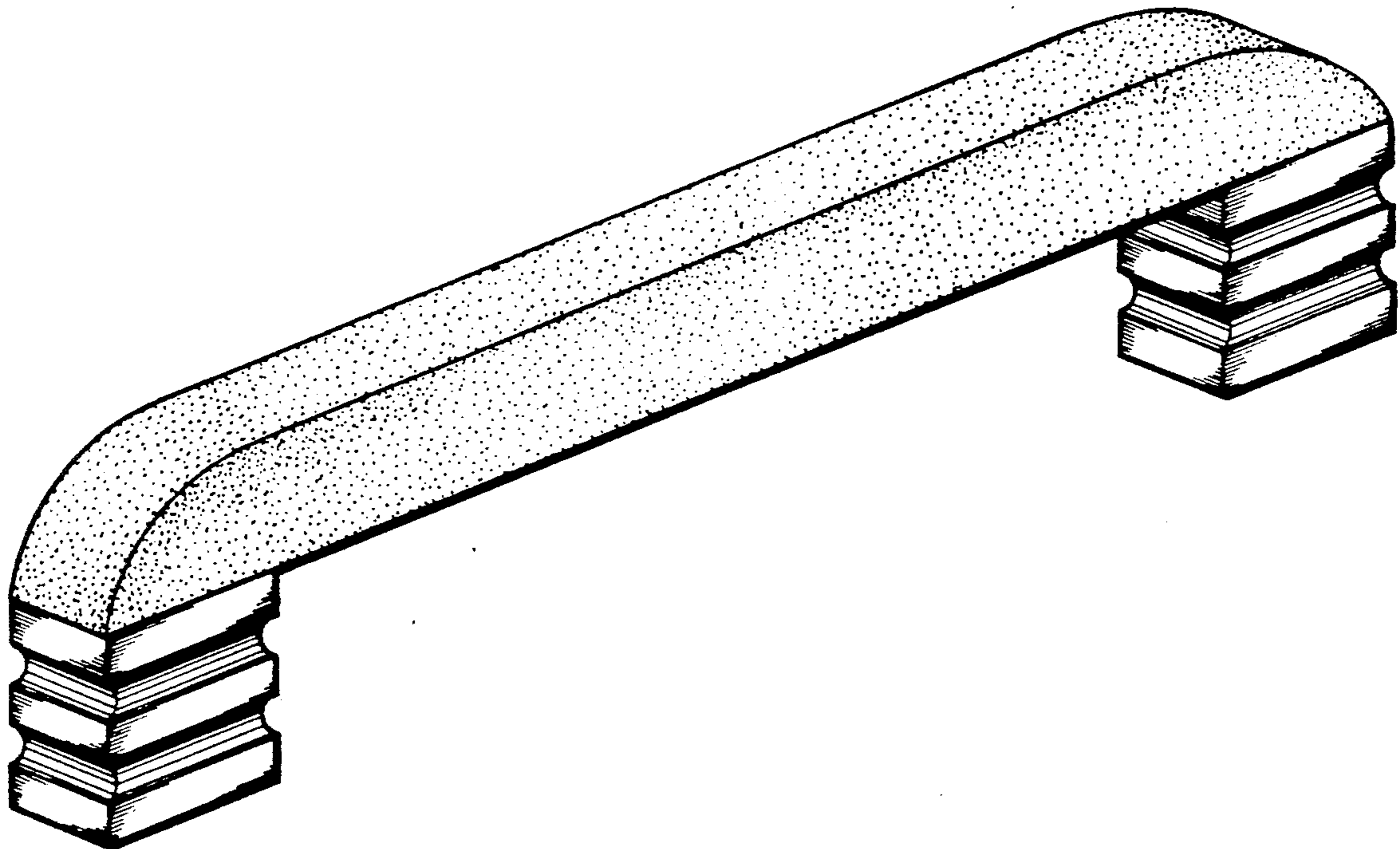
Primary Examiner—B. J. Bullock

[57] **CLAIM**

The ornamental design for a cabinet handle, as shown.

DESCRIPTION

FIG. 1 is a front view of a cabinet handle showing my new design, the rear being identical;
FIG. 2 is a top view thereof;
FIG. 3 is a bottom view thereof;
FIG. 4 is a right side view thereof, the left side being identical; and,
FIG. 5 is a perspective view thereof.






Fig. 1

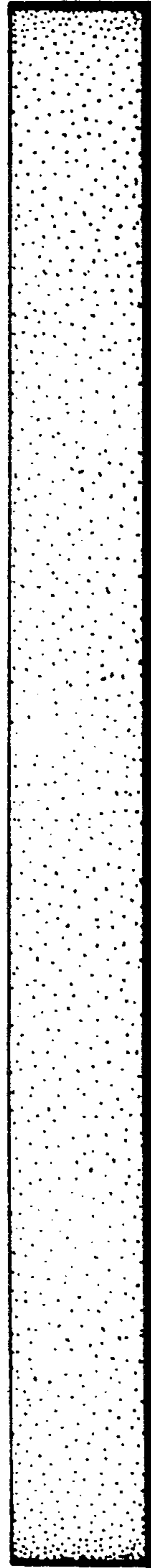


Fig. 2




Fig. 3




Fig. 4

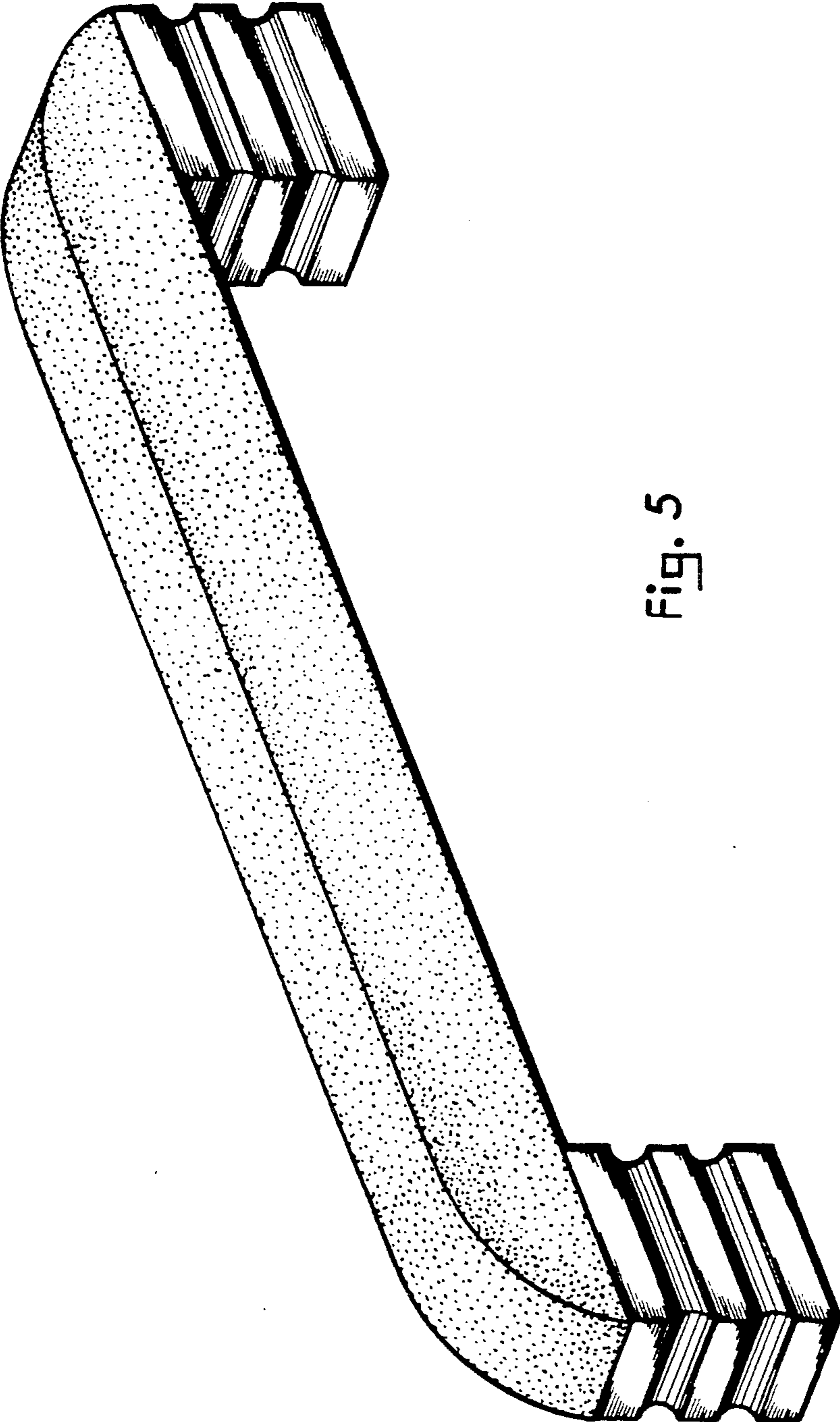


Fig. 5