



US00D327407S

United States Patent [19]

Clayton

[11] Patent Number: **Des. 327,407**

[45] Date of Patent: **** Jun. 30, 1992**

[54] **KNOB**

[75] Inventor: **LaVerne E. Clayton, Rockford, Ill.**

[73] Assignee: **Amerock Corporation, Rockford, Ill.**

[*] Notice: The portion of the term of this patent subsequent to May 19, 2006 has been disclaimed.

[**] Term: **14 Years**

[21] Appl. No.: **491,615**

[22] Filed: **Mar. 12, 1990**

[52] U.S. Cl. **D8/310**

[58] Field of Search **D8/300, 307, 310-312; 16/110 R, 121**

[56] References Cited

U.S. PATENT DOCUMENTS

- D. 221,052 7/1971 McCain D8/310
- D. 226,894 5/1973 Tegner .
- D. 248,445 7/1978 Palm, Jr. D8/310

OTHER PUBLICATIONS

Daka-Ware Plastic Parts Cat. 9; p. 6; Knob 3005.
Daka-Ware Plastic Parts Cat. 9; p. 7; Knob 5089.

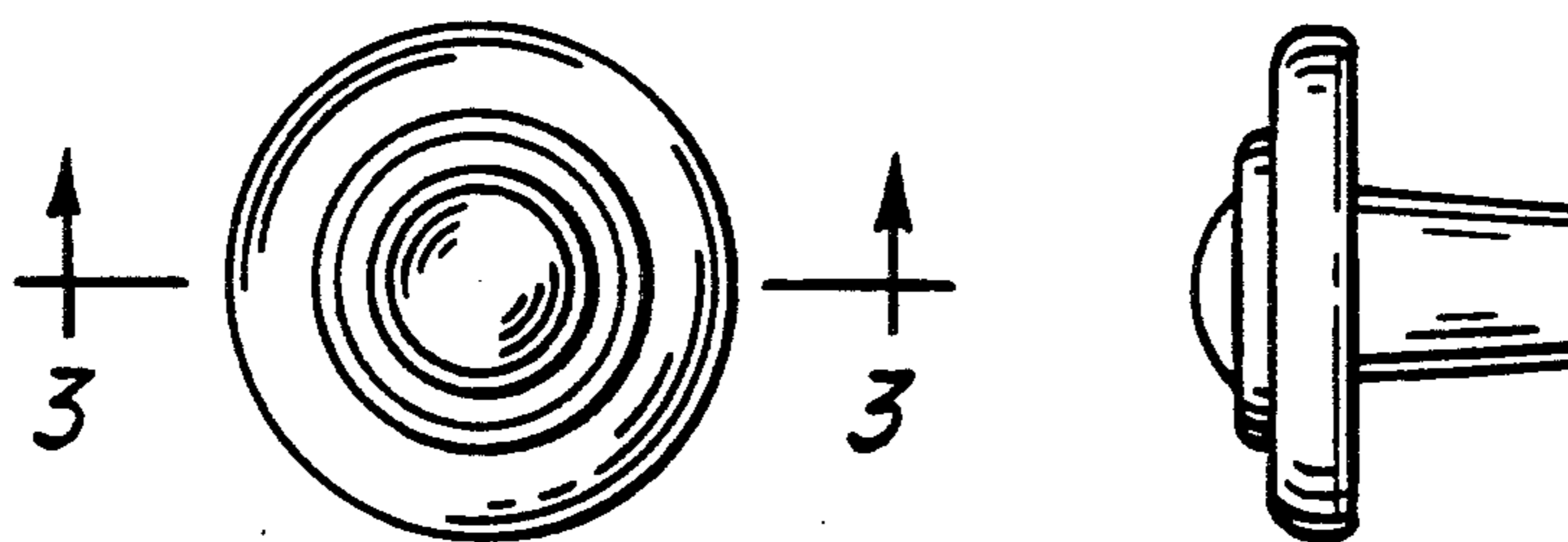
Primary Examiner—B. J. Bullock
Attorney, Agent, or Firm—Leydig, Voit & Mayer

[57] CLAIM

The ornamental design for a knob, as shown and described.

DESCRIPTION

FIG. 1 is a front elevational view of a knob showing my new design;
FIG. 2 is a side elevational view; and,
FIG. 3 is an enlarged sectional view taken in the direction of the arrows on line 3—3 of FIG. 1.



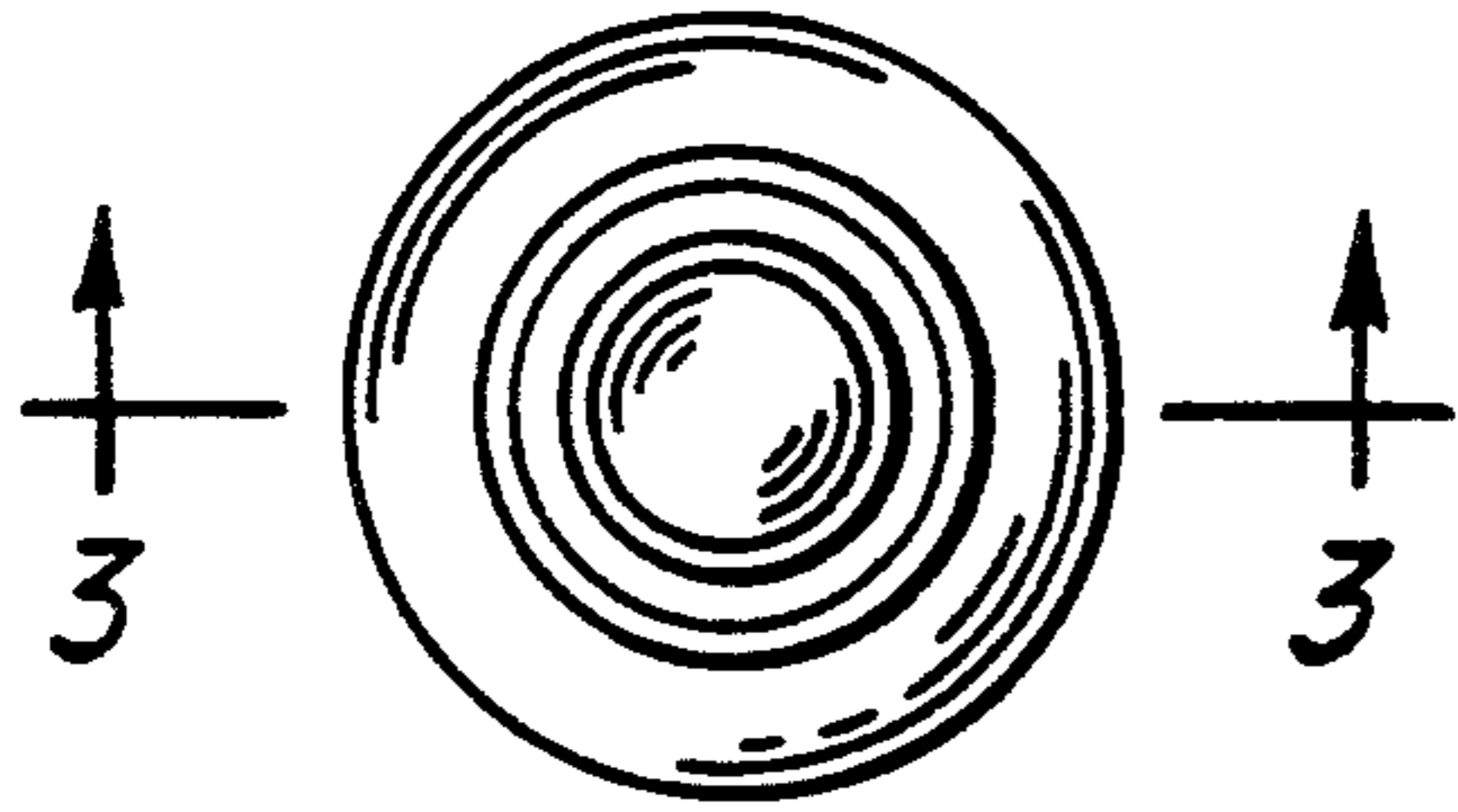


FIG. 1.




FIG. 2.




FIG. 3.