



US00D327377S

United States Patent [19]

Grosfillex

[11] Patent Number: Des. 327,377

[45] Date of Patent: ** Jun. 30, 1992

[54] LOUNGE CHAIR

[75] Inventor: Raymond Grosfillex, Oyonnax, France

[73] Assignee: Grosfillex S.A.R.L., Arbent, France

[*] Notice: The portion of the term of this patent subsequent to Aug. 15, 2003 has been disclaimed.

[**] Term: 14 Years

[21] Appl. No.: 240,241

[22] Filed: Sep. 6, 1988

[30] Foreign Application Priority Data

Mar. 4, 1988 [XH] Hague DM/010436

[52] U.S. Cl. D6/361; D6/370

[58] Field of Search D6/334, 360, 361, 370, D6/374, 375, 379, 499, 500

[56] References Cited

U.S. PATENT DOCUMENTS

- D. 210,875 4/1968 Stauber et al. D6/361
- D. 267,601 1/1983 Hickey D6/361
- D. 278,392 4/1985 Bayly D6/361

- D. 302,768 8/1989 Grosfillex D6/361
- D. 306,804 3/1990 Frinier D6/361

OTHER PUBLICATIONS

Interiors, Feb. 1975, p. 42, Tropitone lounge pictured.


Primary Examiner—Donald P. Walsh
Assistant Examiner—Gary D. Watson
Attorney, Agent, or Firm—Dowell & Dowell

[57] CLAIM

The ornamental design for a lounge chair, as shown and described.

DESCRIPTION

FIG. 1 is a left-front perspective view of a lounge chair showing my new design;
 FIG. 2 is a top plan view;
 FIG. 3 is a right side elevational view;
 FIG. 4 is a right side elevational view of FIG. 3 showing the brackrest in an alternate position;
 FIG. 5 is a right side elevational view of FIG. 3 showing the backrest in a reclined position;
 FIG. 6 is a front perspective view of FIG. 1;
 FIG. 7 is a rear perspective view of FIG. 1; and,
 FIG. 8 is a bottom plan view thereof.






FIG. 1

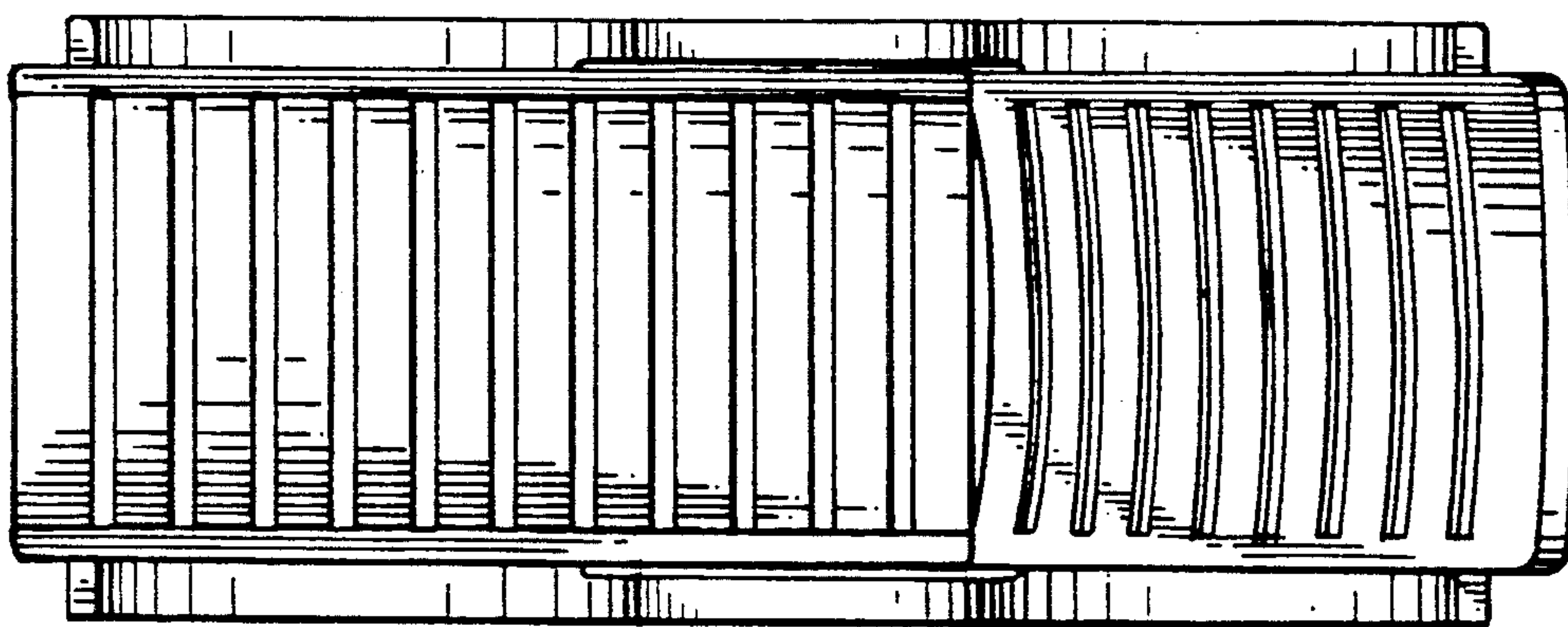


FIG. 2

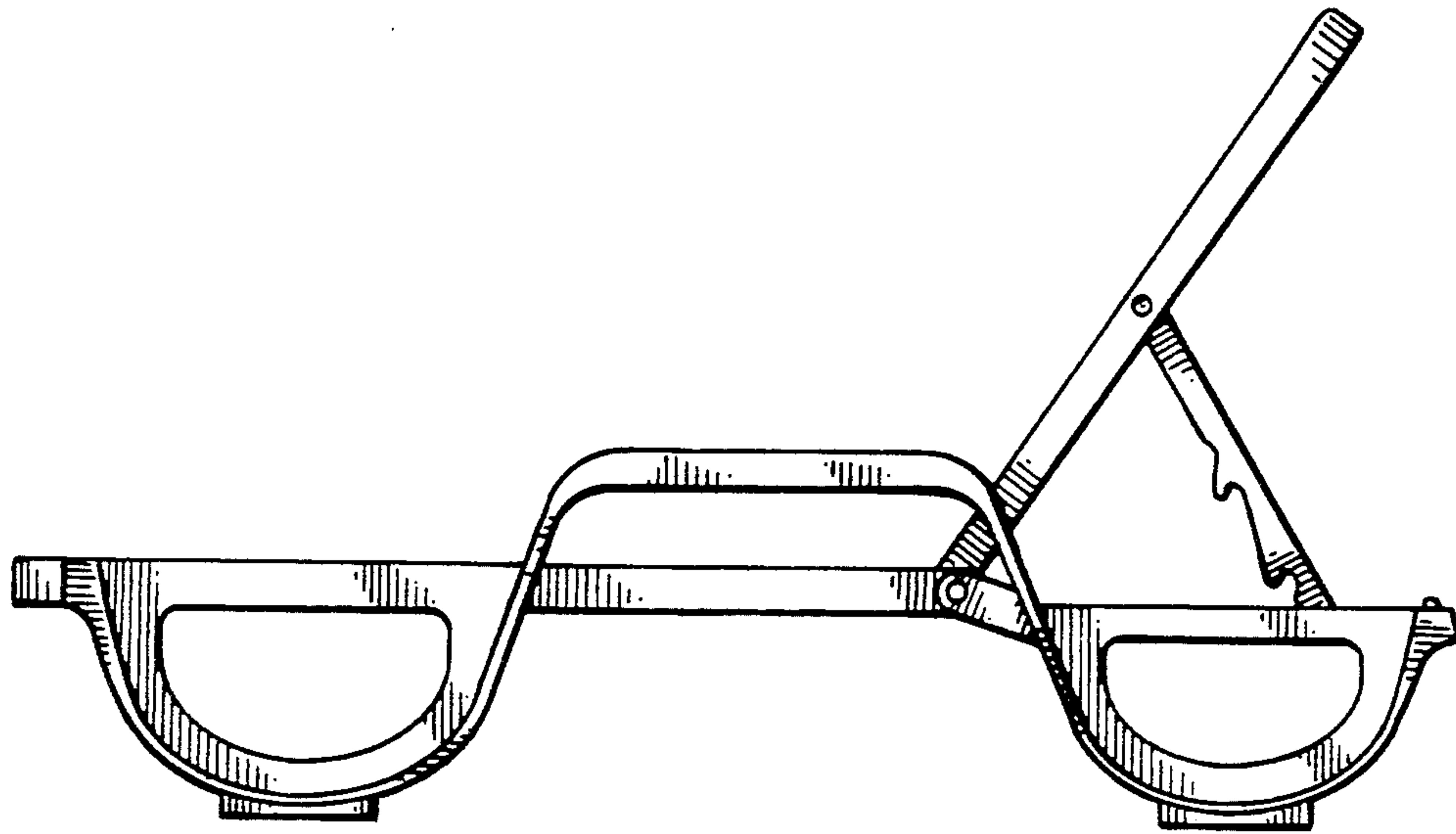


FIG. 3

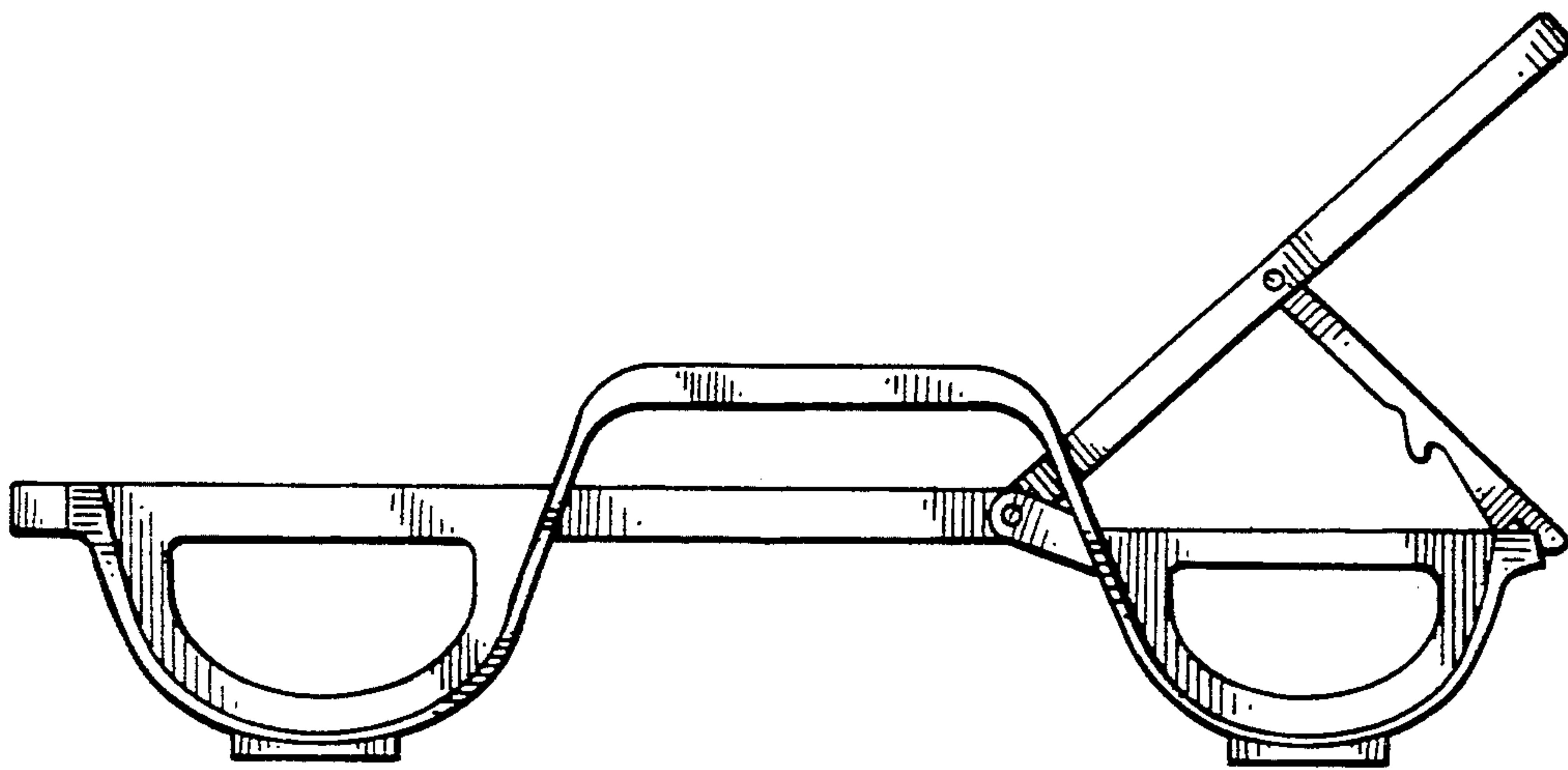


FIG. 4

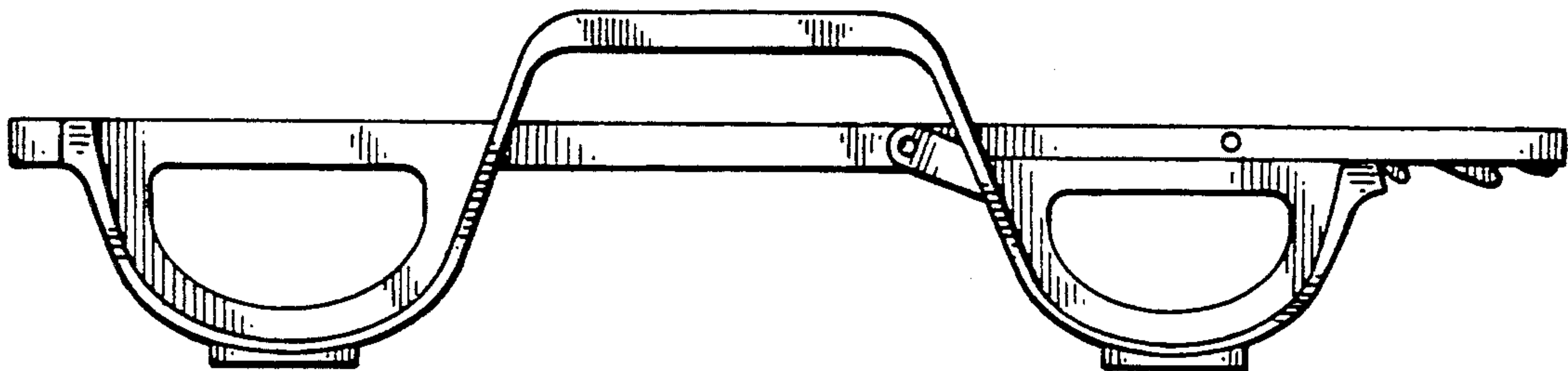


FIG. 5




FIG. 6




FIG. 7

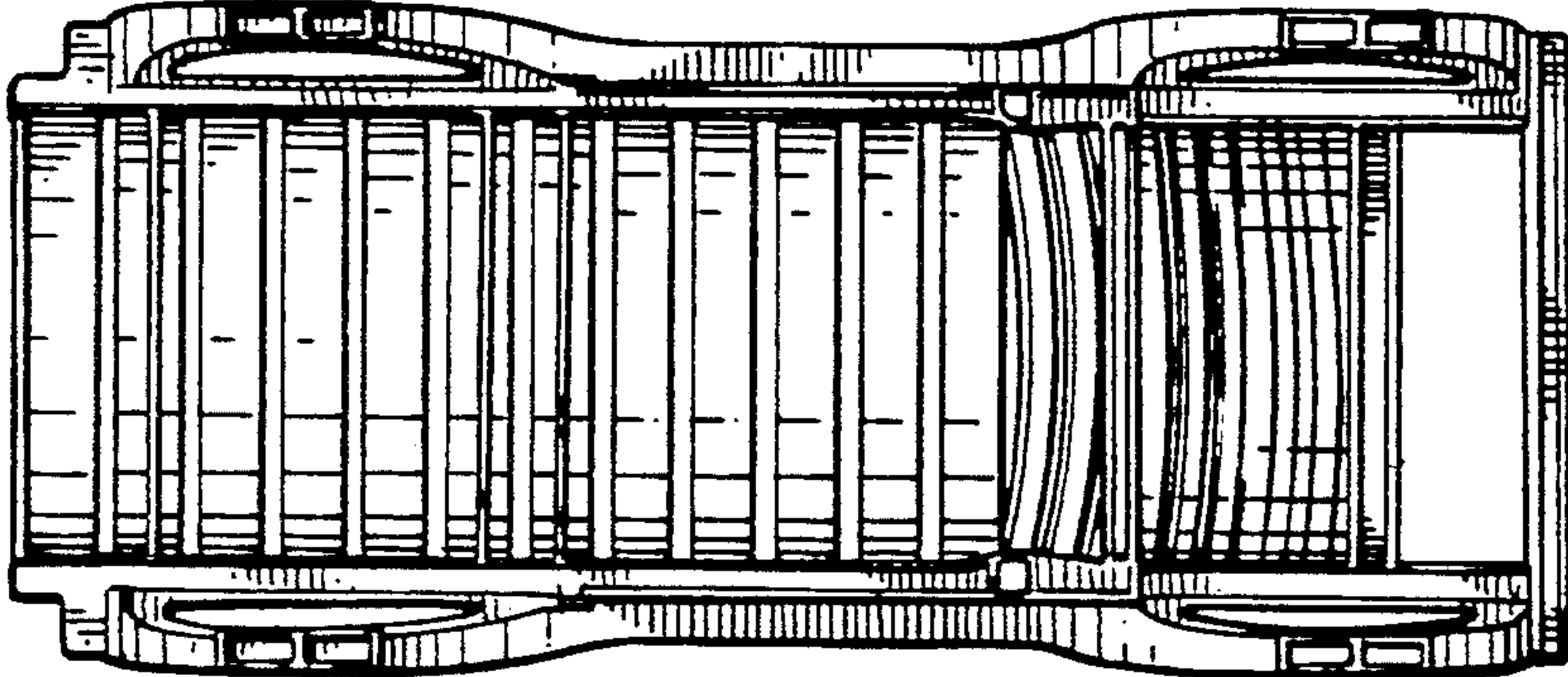


FIG. 8