



US00D327374S

# United States Patent [19]

[11] Patent Number: **Des. 327,374**

Perez

[45] Date of Patent: **\*\* Jun. 30, 1992**

[54] **COMBINED TABLE AND SECTIONAL SOFA UNIT**

[76] Inventor: **Andrew Z. Perez**, 1832 Derringer La., Diamond Bar, Calif. 91765

[\*\*] Term: **14 Years**

[21] Appl. No.: **621,724**

[22] Filed: **Nov. 30, 1990**

[52] U.S. Cl. .... **D6/336; D6/335; D6/381**

[58] Field of Search ..... **D6/334, 335, 336, 371, D6/378, 381, 500**

[56] **References Cited**

**U.S. PATENT DOCUMENTS**

- D. 153,574 4/1949 Ziegenfuss ..... D6/336 X
- D. 192,495 4/1962 Pink ..... D6/336
- D. 279,056 6/1985 Nelson ..... D6/381
- D. 289,832 5/1987 Friedman ..... D6/381
- D. 297,983 10/1988 Friedman ..... D6/381 X
- D. 298,389 11/1988 Culler ..... D6/335

**OTHER PUBLICATIONS**

Rowe, sofa and loveseat shown.

Waynline, Jan. 1982, 626/800 sofa and 626/840 loveseat shown.

Waynline, Jul. 1985, 290/717 sofa and 290/747 loveseat shown.

Furniture Today, Apr. 1989, p. 92, Jackson Mfg. sofa and sound system unit shown at bottom.

*Primary Examiner*—Donald P. Walsh

*Assistant Examiner*—Gary D. Watson


*Attorney, Agent, or Firm*—Blakely, Sokoloff, Taylor & Zafman

[57] **CLAIM**

The ornamental design for a combined table and sectional sofa unit, as shown.

**DESCRIPTION**

FIG. 1 is a perspective view of a combined table and sectional sofa unit showing my new design;  
 FIG. 2 is a right side elevational view;  
 FIG. 3 is a left side elevational view;  
 FIG. 4 is a left rear elevational view;  
 FIG. 5 is a right rear elevational view; and,  
 FIG. 6 is a top plan view thereof.  
 FIG. 1 has been drawn to a larger scale with respect to the other views.



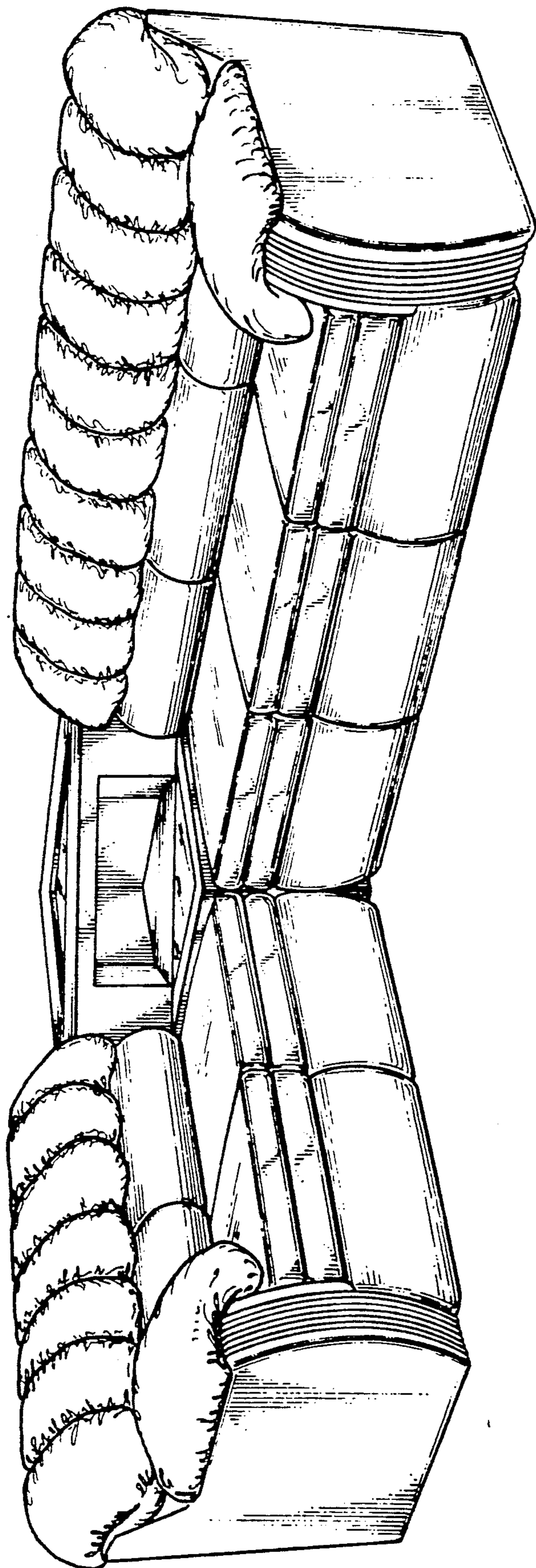


FIG. 1

FIG. 2

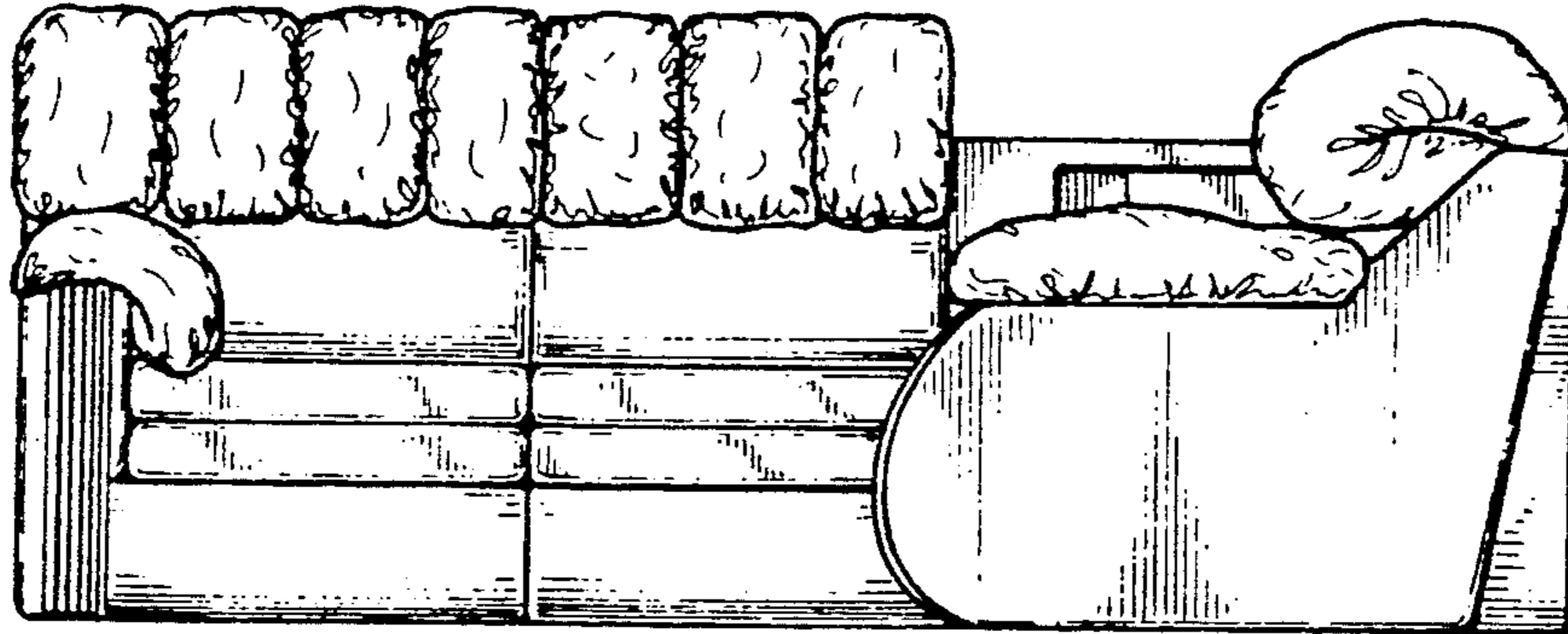


FIG. 3

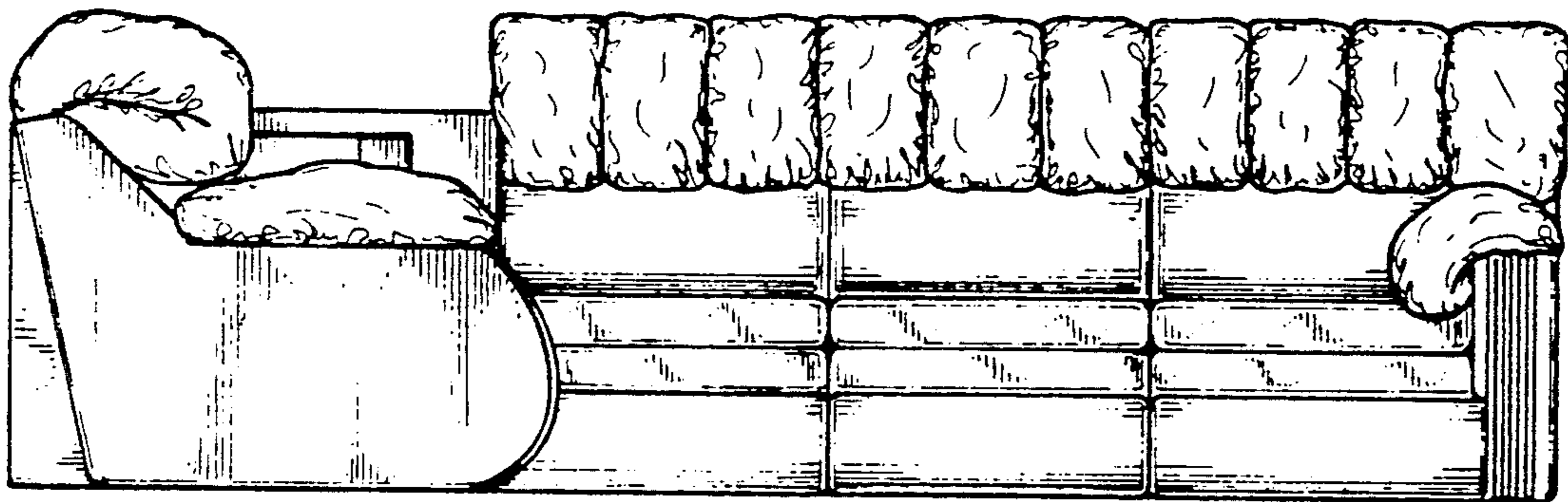
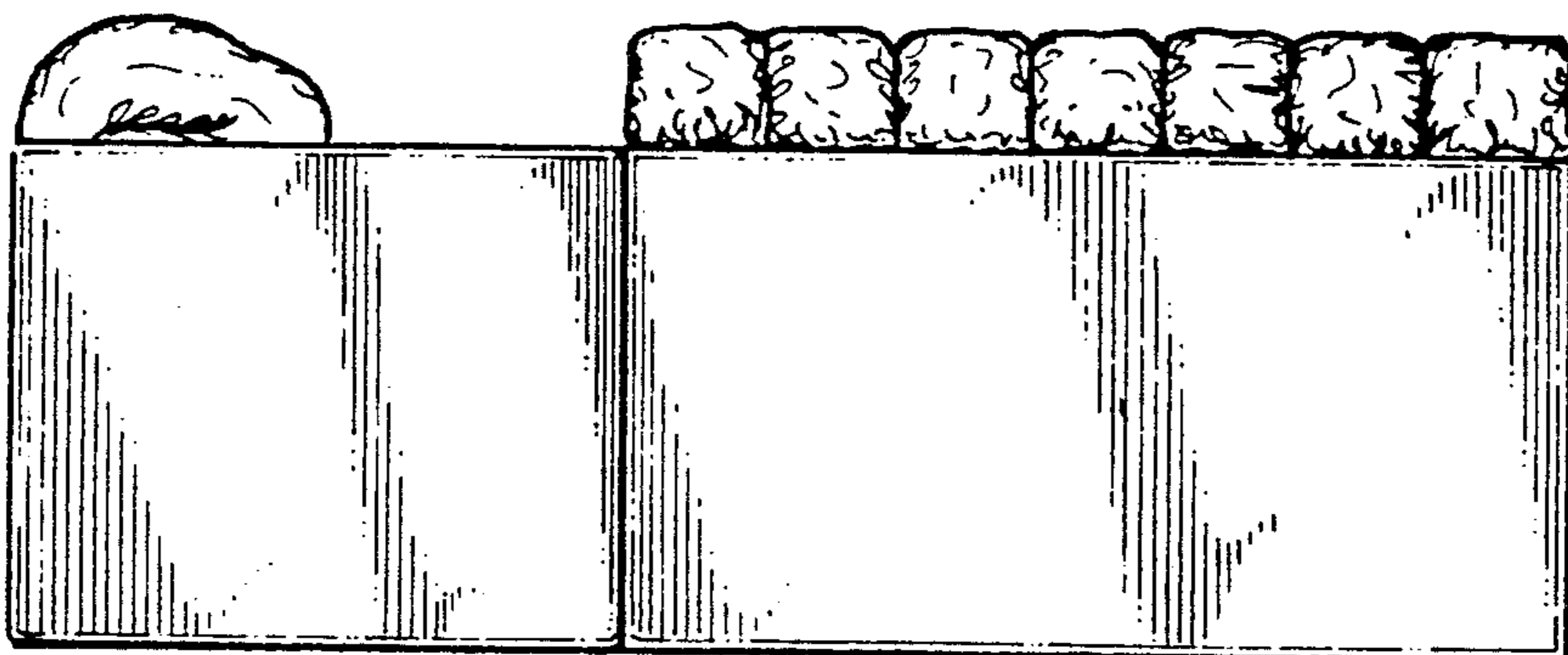


FIG. 4





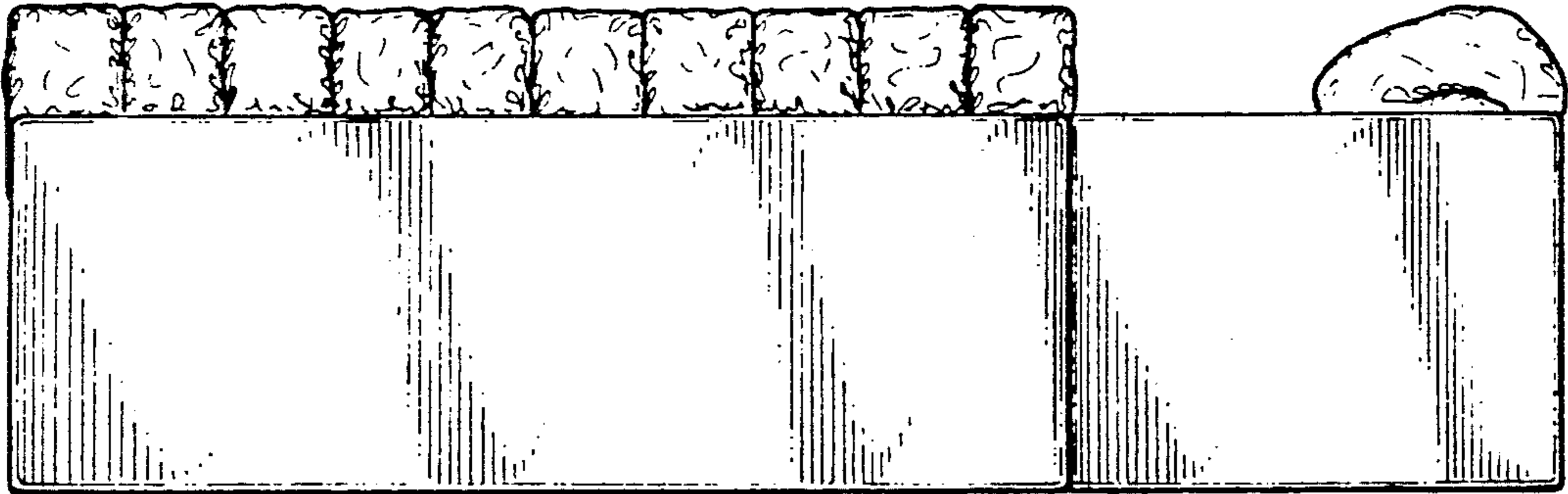


FIG. 5

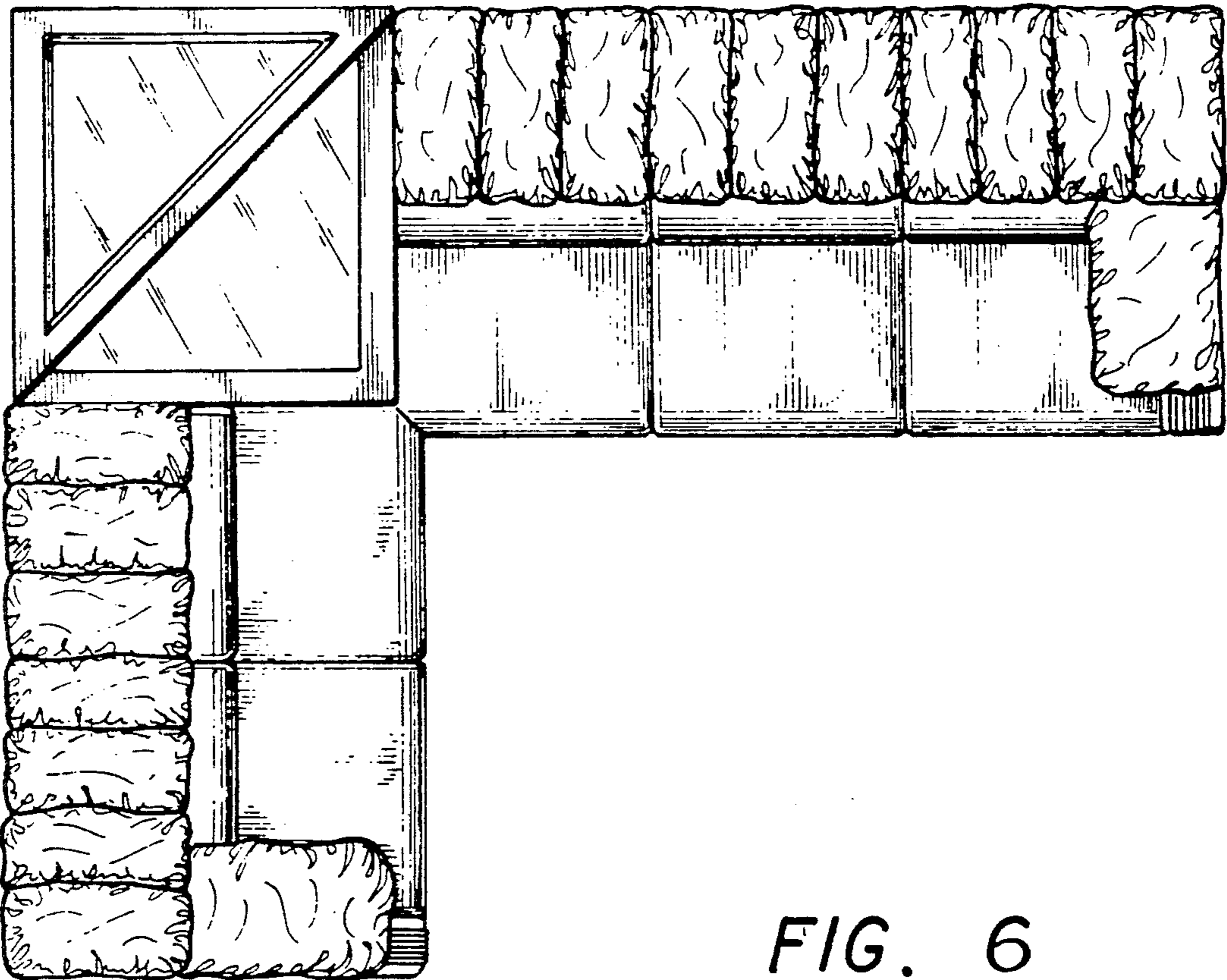


FIG. 6