



US00D327357S

# United States Patent [19]

[11] Patent Number: Des. 327,357

Rehrig

[45] Date of Patent: \*\* Jun. 23, 1992

- [54] STACKABLE CASTLE CRATE
- [75] Inventor: James B. Rehrig, Rancho Palos Verde, Calif.
- [73] Assignee: Rehrig-Pacific Company, Inc., Los Angeles, Calif.
- [\*\*] Term: 14 Years
- [21] Appl. No.: 647,669
- [22] Filed: Jan. 29, 1991

- 2,928,530 3/1960 Sauey .
- 2,935,222 5/1960 O'Connell .
- 2,970,715 2/1961 Kappel et al. .
- 2,974,819 3/1961 Melville .
- 3,055,542 9/1962 Russo .
- 3,151,762 10/1964 Vidal .
- 3,184,148 5/1965 Poupitch .
- 3,247,996 4/1966 Garcia .
- 3,283,947 11/1966 Cornelius .
- 3,297,190 1/1967 Cloyd .
- 3,326,410 6/1967 Asenbauer .
- 3,333,729 8/1967 Rabb .
- 3,349,943 10/1967 Box .
- 3,376,998 4/1968 Cornelius .
- 3,379,339 4/1968 Asenbauer .
- 3,384,261 5/1968 Austin .
- 3,390,801 7/1968 Adomat .
- 3,392,869 7/1968 Needt .
- 3,416,694 12/1968 Bebb .
- 3,517,852 6/1970 Schoeller .
- 3,547,309 12/1970 Pesey .
- 3,701,449 10/1972 Schoeller .
- 3,759,416 9/1973 Constantine .
- 3,812,996 5/1974 Bunnell .
- 3,865,239 2/1975 Herolzer et al. .
- 4,027,796 6/1977 Martin .
- 4,037,722 7/1977 Bremer .
- 4,040,517 8/1977 Torokvei .
- 4,071,162 1/1978 Steinlein et al. .
- 4,095,720 6/1978 Delbrouck et al. .
- 4,101,049 7/1978 Wallace et al. .
- 4,105,117 8/1978 Atkin et al. .
- 4,120,444 10/1978 Gray .
- 4,162,738 7/1979 Wright .
- 4,204,596 5/1980 Davis .
- 4,319,685 3/1982 David .
- 4,410,099 10/1983 deLarosiere .
- 4,416,373 11/1983 deLarosiere .
- 4,700,836 10/1987 Hammett .
- 4,700,837 10/1987 Hammett .
- 4,773,554 9/1988 Warwick .
- 4,789,063 12/1988 Hammett .
- 4,823,955 4/1989 Apps .
- 4,899,874 2/1990 Apps et al. .... 206/511 X
- 4,928,841 5/1990 Arthurs .
- 4,978,002 12/1990 Apps et al. .

### Related U.S. Application Data

- [62] Division of Ser. No. 186,198, Apr. 26, 1988, Pat. No. Des. 319,129.
- [52] U.S. Cl. .... D34/40
- [58] Field of Search .... D34/40-46; D9/424, 341; 206/427, 503, 509, 511, 515, 201, 203, 821, 505, 557; 220/23.6, 23.88, 507, 509

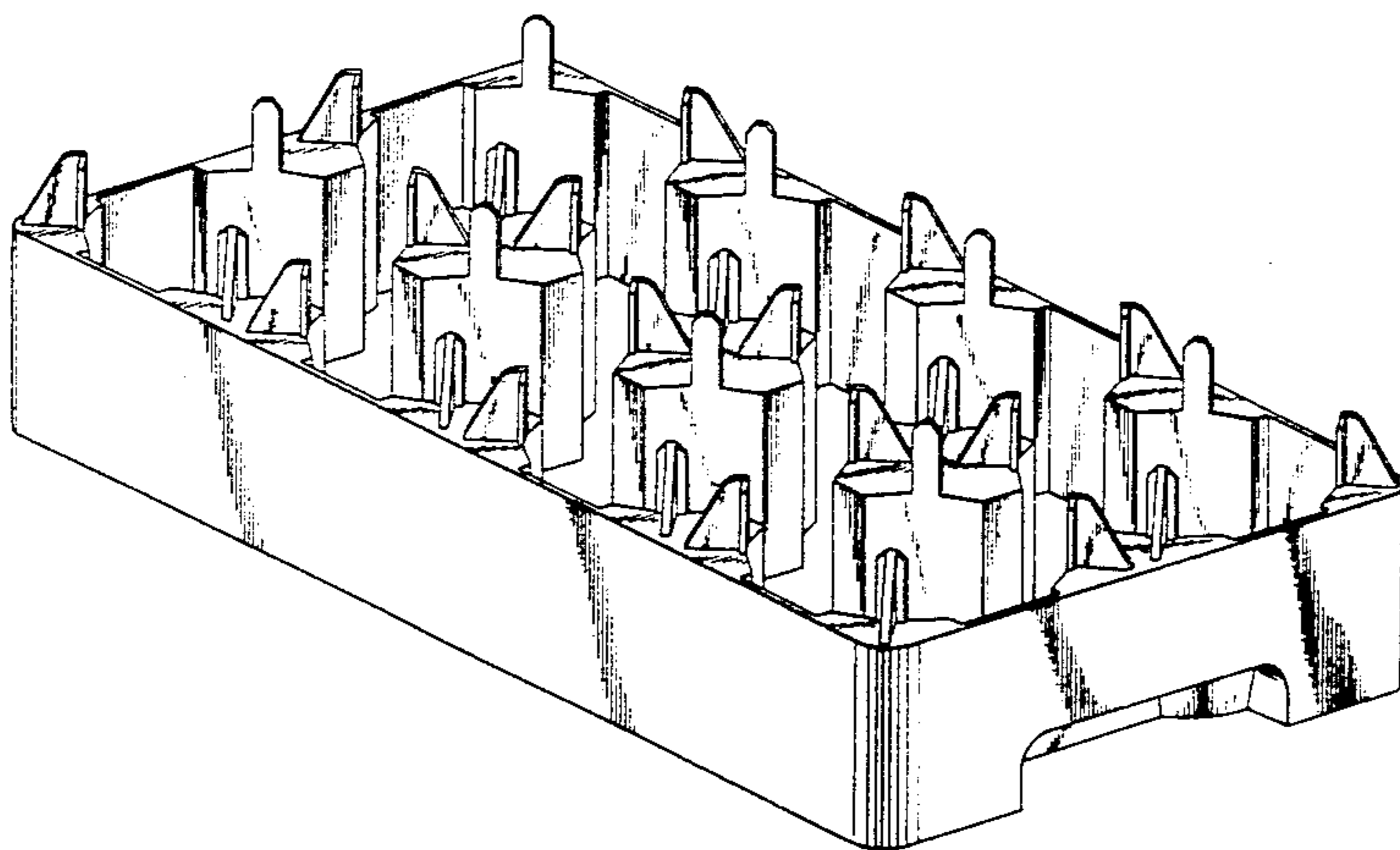
### [56] References Cited

#### U.S. PATENT DOCUMENTS

- B1 4,344,530 3/1988 deLarosiere .
- D. 147,981 11/1947 Lehman .
- D. 152,907 3/1949 Richards .
- D. 195,702 7/1963 Russo .
- D. 201,257 6/1965 Vidal .
- D. 208,111 7/1967 Vidal .
- D. 209,864 1/1968 Versteeg .
- D. 266,709 10/1982 Box ..... D34/40
- D. 275,142 8/1984 Torokvei ..... D34/40
- D. 284,841 7/1986 Rowland et al. .... D34/45
- D. 289,938 5/1987 Warwick ..... D34/45
- D. 291,178 8/1987 Toms .
- D. 295,107 4/1988 Frost ..... D34/45
- D. 304,123 10/1989 Warwick ..... D34/46
- D. 319,129 8/1991 Apps et al. .... D34/40
- 820,445 5/1906 Speer .
- 1,112,943 10/1914 Stone .
- 2,064,518 12/1936 Brogden .
- 2,411,673 11/1946 Vechey, Jr. .
- 2,530,481 11/1950 Rawn, Jr. .
- 2,535,493 12/1960 Gerber .
- 2,588,805 2/1968 Cross .
- 2,626,079 1/1953 Keller .
- 2,743,030 4/1956 Read, Jr. .
- 2,760,676 8/1956 Kniereim .
- 2,840,756 6/1958 Cobb, Jr. .

#### FOREIGN PATENT DOCUMENTS

- 247904 8/1962 Australia .
- 680197 10/1966 Belgium .



693216	of 1967	Belgium .
965056	3/1975	Canada .
1109433	9/1981	Canada .
99827	2/1984	European Pat. Off. .
1207268	6/1966	Fed. Rep. of Germany .
1486412	5/1969	Fed. Rep. of Germany .
1285689	4/1961	France .
1351218	of 1963	France .
1518610	2/1968	France .
2401087	of 1979	France .
6505562	10/1966	Netherlands .
WO82/01536	5/1982	PCT Int'l Appl. .
2135278	8/1924	United Kingdom .
943947	12/1963	United Kingdom .
1032916	6/1966	United Kingdom .
1115343	5/1968	United Kingdom .
1120067	7/1968	United Kingdom .
1152038	5/1969	United Kingdom .
1312701	4/1970	United Kingdom .
1319726	6/1973	United Kingdom .
1330778	9/1973	United Kingdom .
2079256	1/1982	United Kingdom .
2158044A	11/1985	United Kingdom .

## OTHER PUBLICATIONS

Exhibit O: Four photos of an embodiment of U.S. Pat. No. 4,344,530 to deLarcosiere.

Exhibit Q: Four photos of an embodiment of U.S. Pat. No. 4,344,530 for 3-liter PET bottles.

Exhibit P: Four photos of an embodiment of U.S. Pat. No. 4,700,837 to Hammett.

Exhibit R: Four photos of a modified embodiment of U.S. Pat. No. 4,700,837 for 3-liter PET bottles.

Exhibits A & B: Two photos of an embodiment of U.S. Pat. No. 4,773,554 to Warwick.

Exhibit C: VHS Tape, Tecknol B. V., "The Megapak Principle" (running time 10 minutes).

Exhibits D-F: Three photos of a bottle neck resting type crate with projections above the outer side walls.

Exhibit K: One photo of a bottle neck resting type crate with different height outer side walls.

Exhibits G-J: Four photos of a bottle neck resting type crate without projections above the outer side walls.

Exhibit L: Four photos of an embodiment of Great Britain Patent Publication No. 2,158,044 and U.S. Pat. No. D. 289,938.

Exhibit M: Copy of a Brochure illustrating an embodiment of GB No. 2,158,044/U.S. Pat. No. D. 289,938.

Exhibit N: Copy of a Brochure illustrating an embodiment of U.S. Pat. No. 4,773,554 and an embodiment of GB No. 2,158,044/U.S. Pat. No. D. 289,938.

Exhibit S: Three photos of an embodiment of U.S. Pat. No. 3,392,869 to Needt.

Exhibit T: Four photos of a prior art crate of Reh-rig-Pacific Company, Model No. PLBC-8-2L-HD.

Exhibit U: Four photos of a prior art crate of Reh-rig-Pacific Company, Model No. PLBC-6-2L-HD.

Exhibit V: Four photos of a prior art crate of Reh-rig-Pacific Company, Model No. PLBC-8-2L-PET-QD.

Exhibit Y: Brochure and photo, "Interlocking bottom grid, Cross Stackable."

Exhibit Z: One-page brochure disclosing a prior art 2-liter PET case having a plurality of notches on the top wall.

Exhibit AA: One-page brochure illustrating the prior art 2-liter PET case.

Exhibits W and X: Brochures including a PBC-6-2L (LO) crate for 2-liter bottles.

*Primary Examiner*—Bernard Ansher

*Assistant Examiner*—Prabmakar Deshmukh

*Attorney, Agent, or Firm*—Banner, Birch, McKie & Beckett

[57]

## CLAIM

The ornamental design for a stackable castle crate, as shown and described.

## DESCRIPTION

FIG. 1 is a perspective view of a stackable castle crate showing my new design;

FIG. 2 is a front elevation thereof; the rear side being a mirror image thereof;

FIG. 3 is a left side elevation thereof; the right side elevation being a mirror image thereof;

FIG. 4 is a top plan view thereof;

FIG. 5 is a bottom plan view thereof; and,

FIG. 6 is a bottom plan view thereof, with an insert of bottom connecting structure.

The broken line showing of an insert of bottom connecting structure is shown for illustrative purposes only and forms no part of the claimed design.

FIG. 1

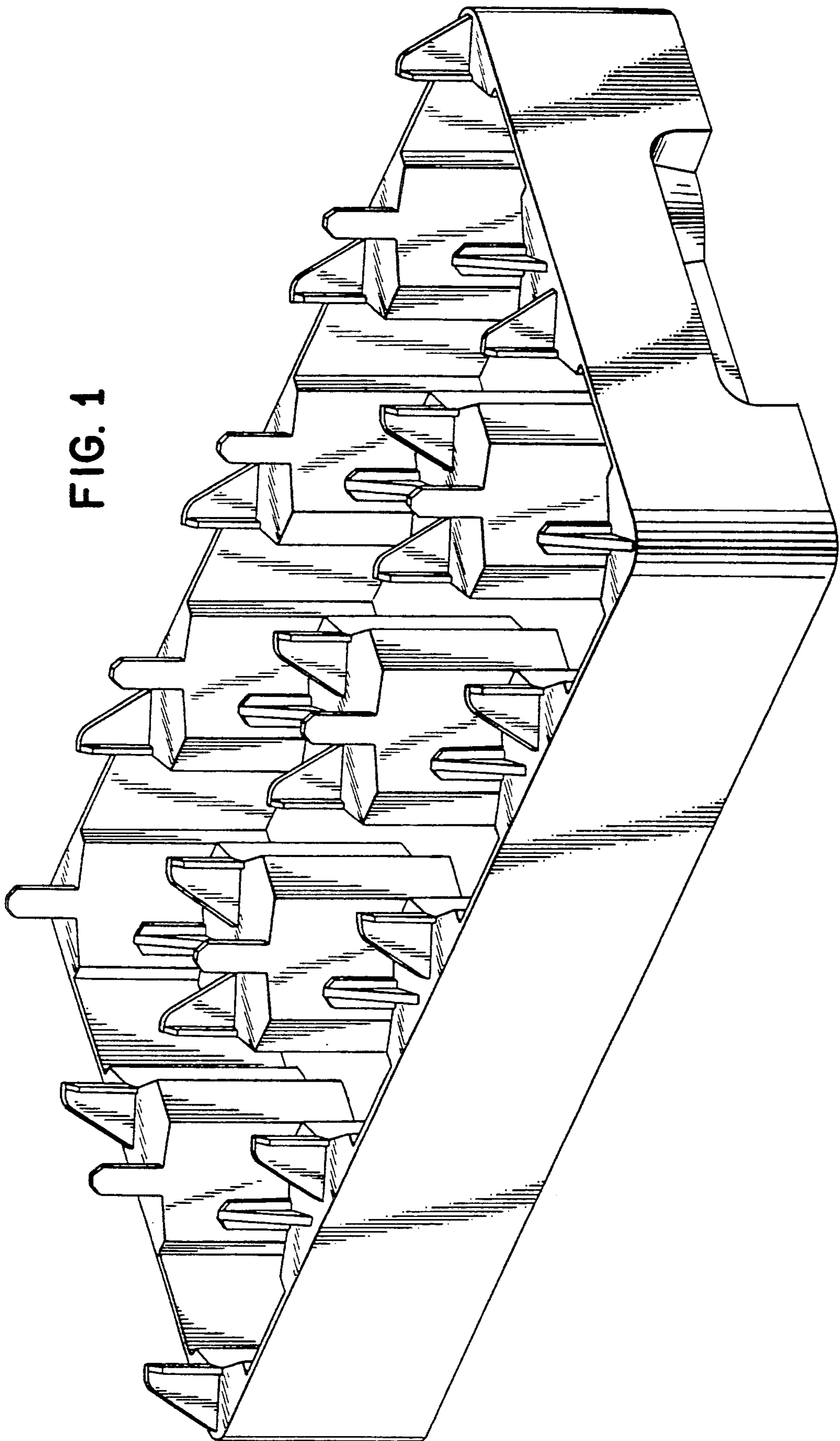


FIG. 2

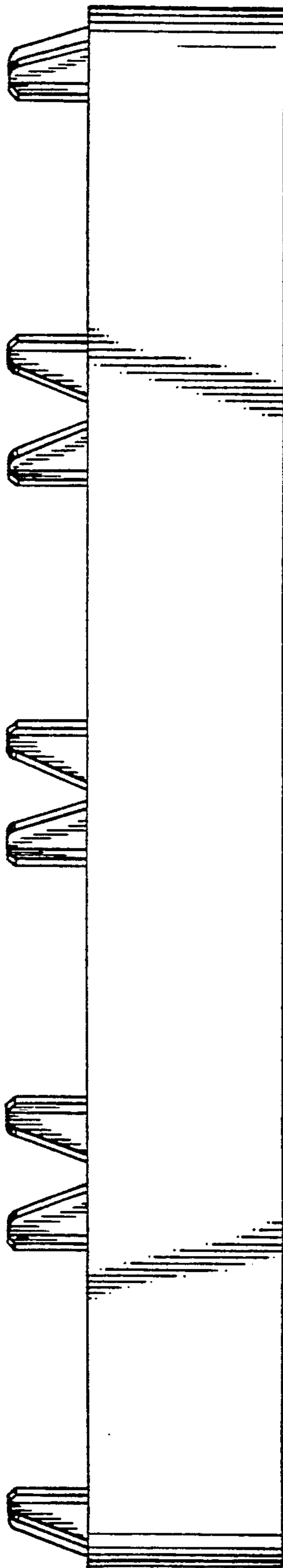


FIG. 3

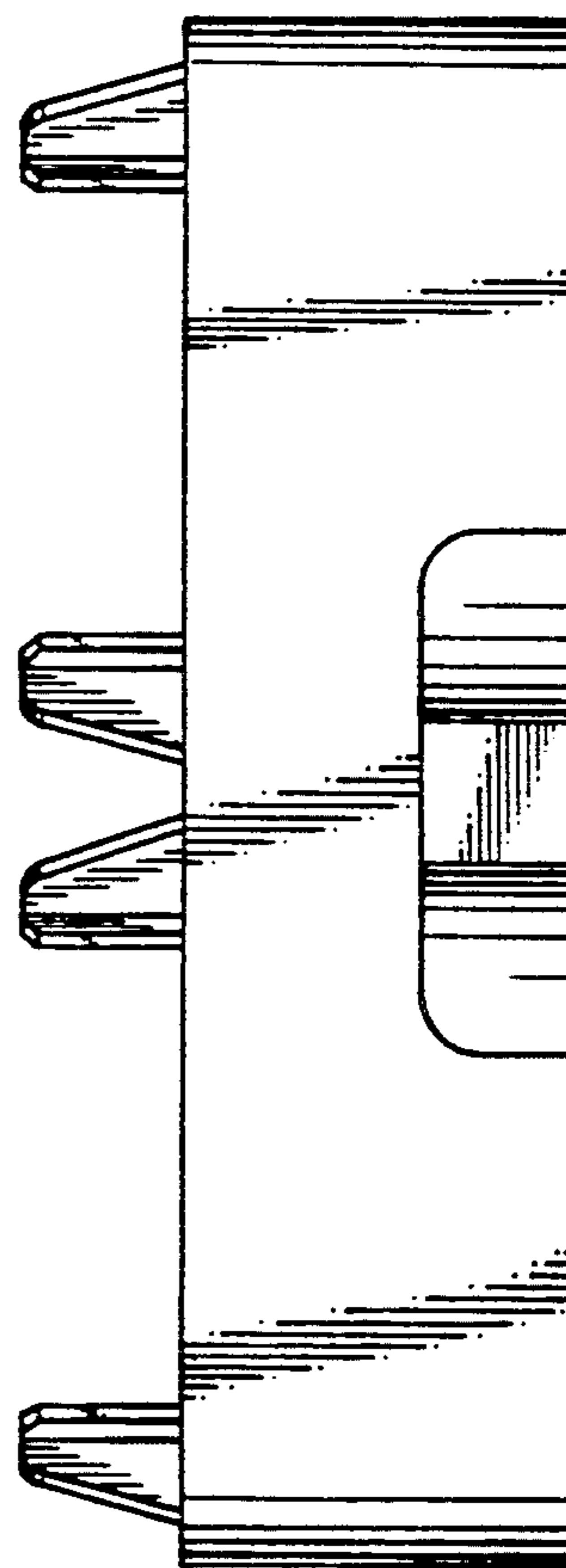


FIG. 4

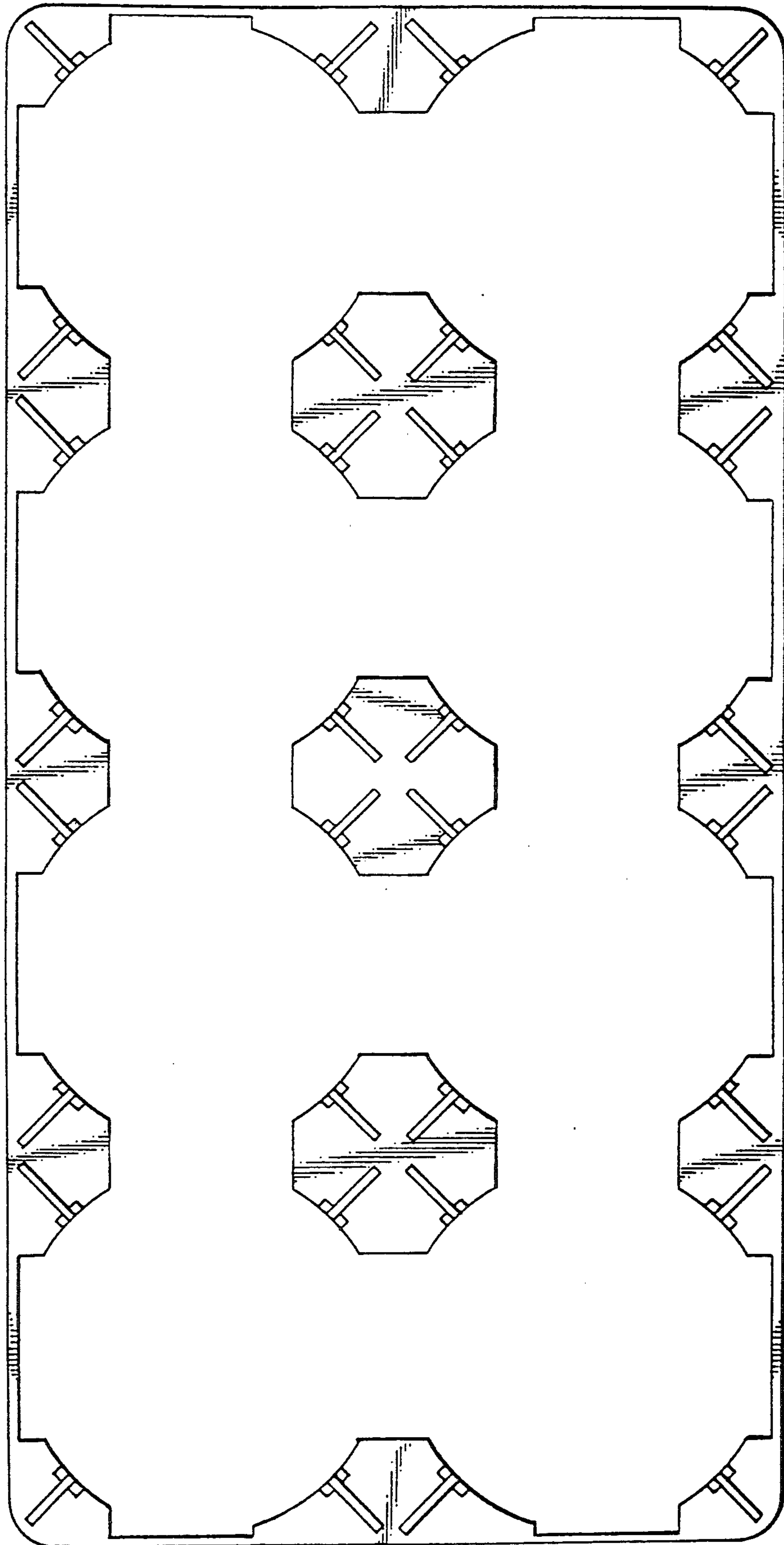


FIG. 5

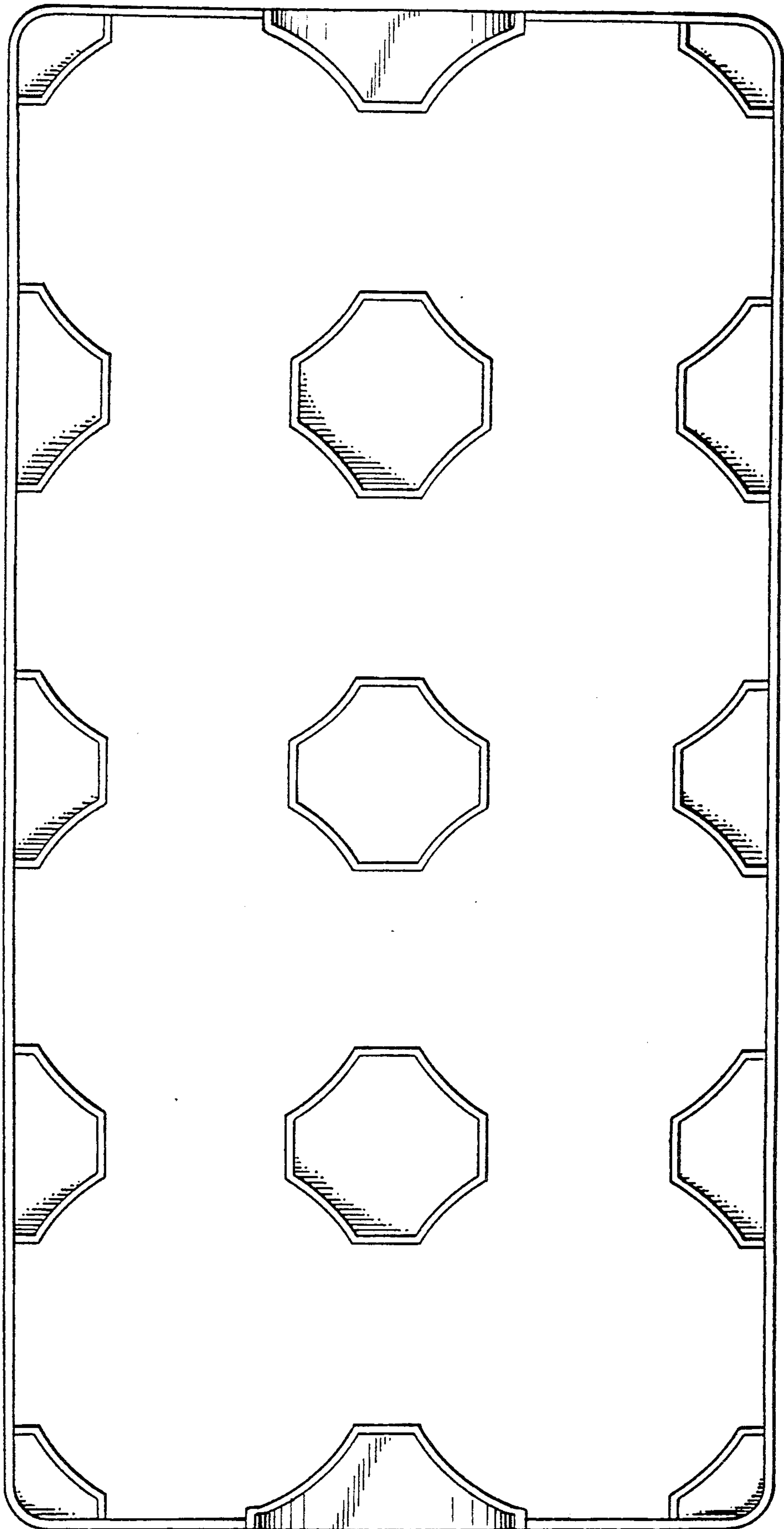


FIG. 6

