



US00D327323S

# United States Patent [19] Hunt

[11] Patent Number: **Des. 327,323**

[45] Date of Patent: **\*\* Jun. 23, 1992**

## [54] COMBINATION SKIN STAPLER AND ROTATING HEAD

[75] Inventor: **John V. Hunt**, Milford, Ohio

[73] Assignee: **Ethicon, Inc.**, Somerville, N.J.

[\*\*] Term: **14 Years**

[21] Appl. No.: **388,423**

[22] Filed: **Aug. 2, 1989**

[52] U.S. Cl. .... **D24/145**

[58] Field of Search ..... **D24/145; 227/19, 175, 227/176, 177**

## [56] References Cited

### U.S. PATENT DOCUMENTS

D. 278,656	4/1985	Green et al. ....	D24/145
D. 282,400	1/1986	Guy et al. ....	D24/145
D. 295,316	4/1988	Powell ....	D24/145
D. 307,797	5/1990	Spreckelmeier et al. ....	D24/145
4,204,623	5/1980	Green ....	227/19
4,470,532	9/1984	Froehlich ....	227/19
4,648,542	3/1987	Fox et al. ....	227/19

## OTHER PUBLICATIONS

Information Booklet WECK 360 LX Skin Stapler ©1985.

*Primary Examiner*—A. Hugo Word  
*Assistant Examiner*—Celia A. Murphy  
*Attorney, Agent, or Firm*—Paul A. Coletti

## [57] CLAIM

The ornamental design for a combination skin stapler and rotating head, as shown and described.

## DESCRIPTION

FIG. 1 is a perspective view of a combination skin stapler and rotating head showing my new design, the broken line showing of a staple cartridge being for illustrative purposes only, and forming no part of the claimed design;

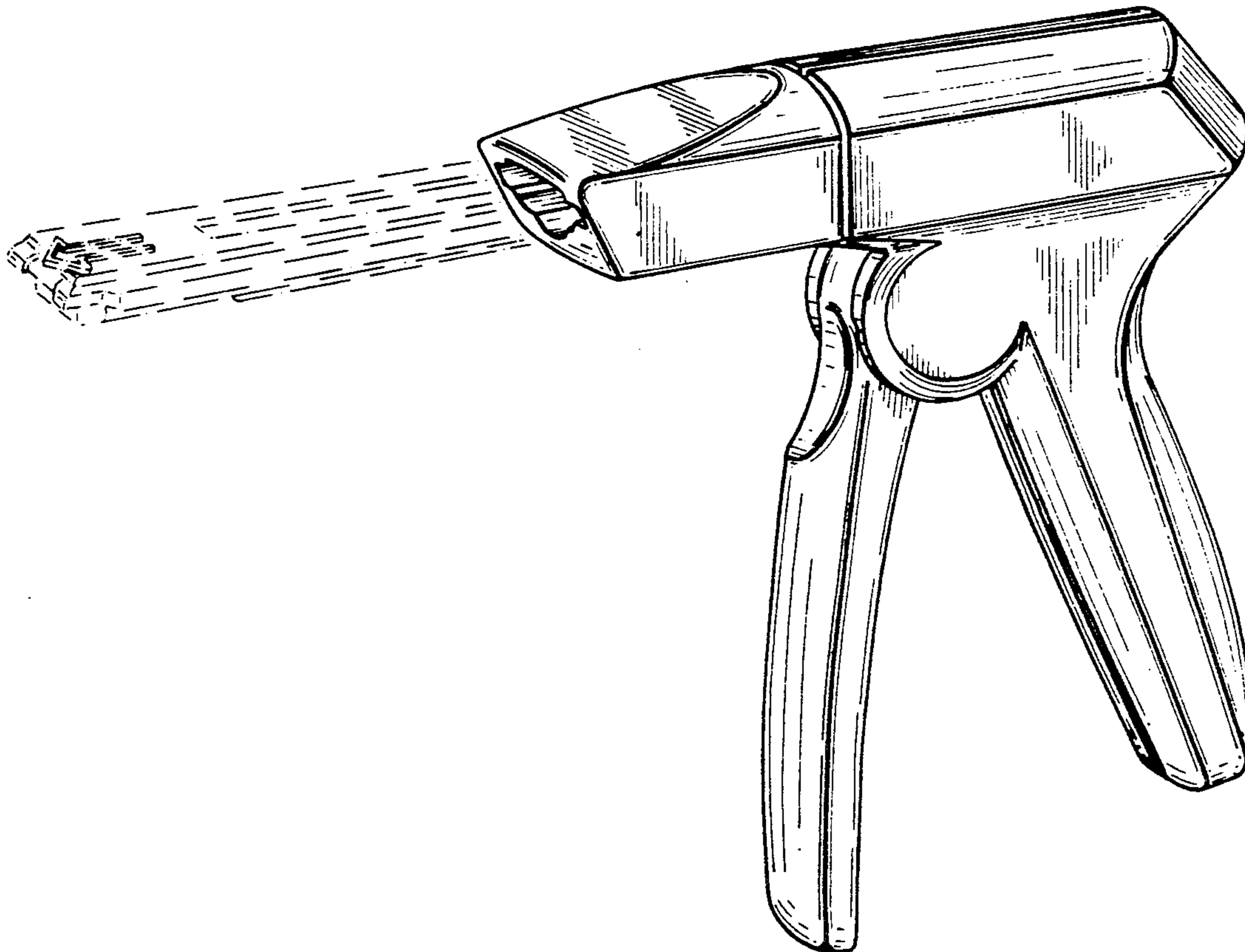
FIG. 2 is a top plan view thereof;

FIG. 3 is a rear elevation view thereof;

FIG. 4 is a left side elevational view thereof, the right side being a mirror image;

FIG. 5 is a front elevation view thereof; and,

FIG. 6 is bottom plan view thereof.



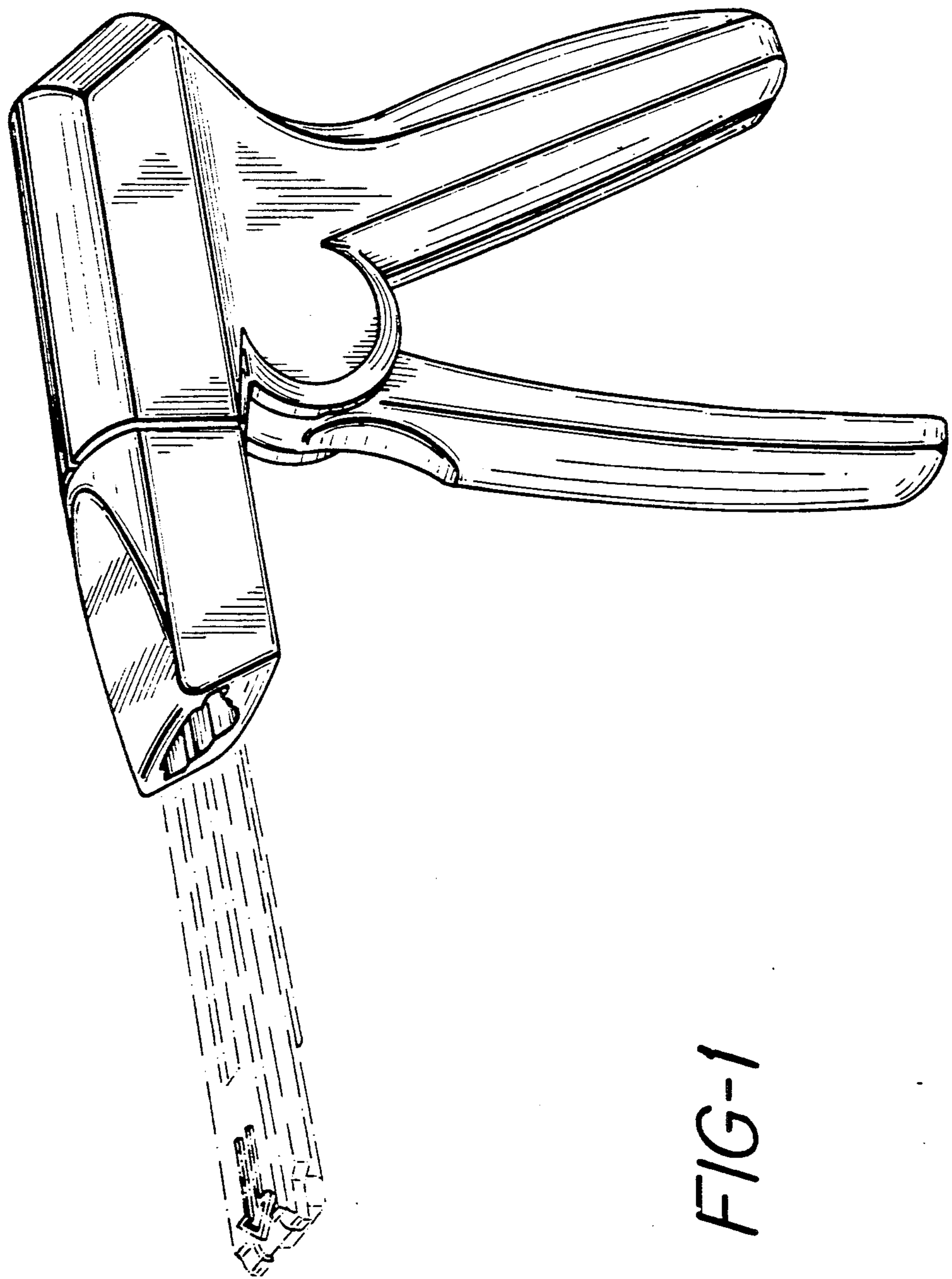


FIG-1

FIG-2




FIG-3

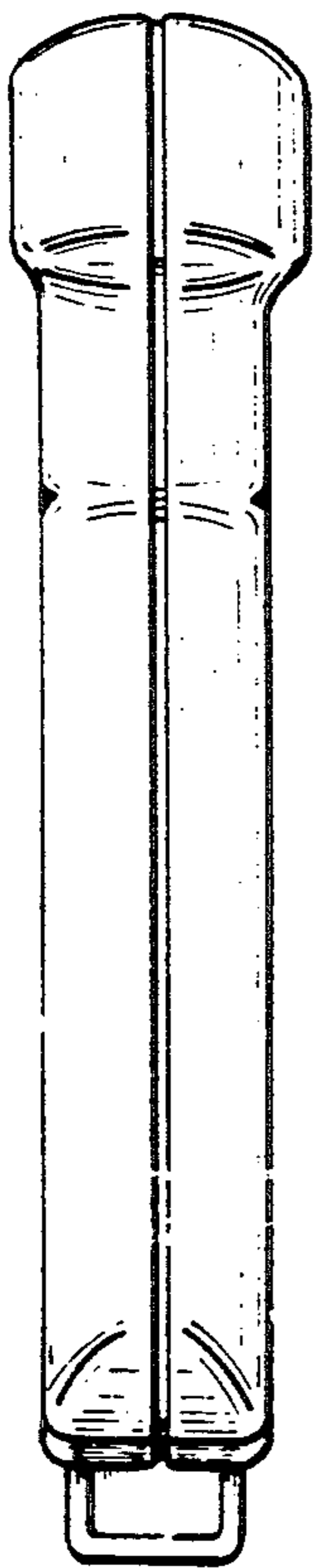
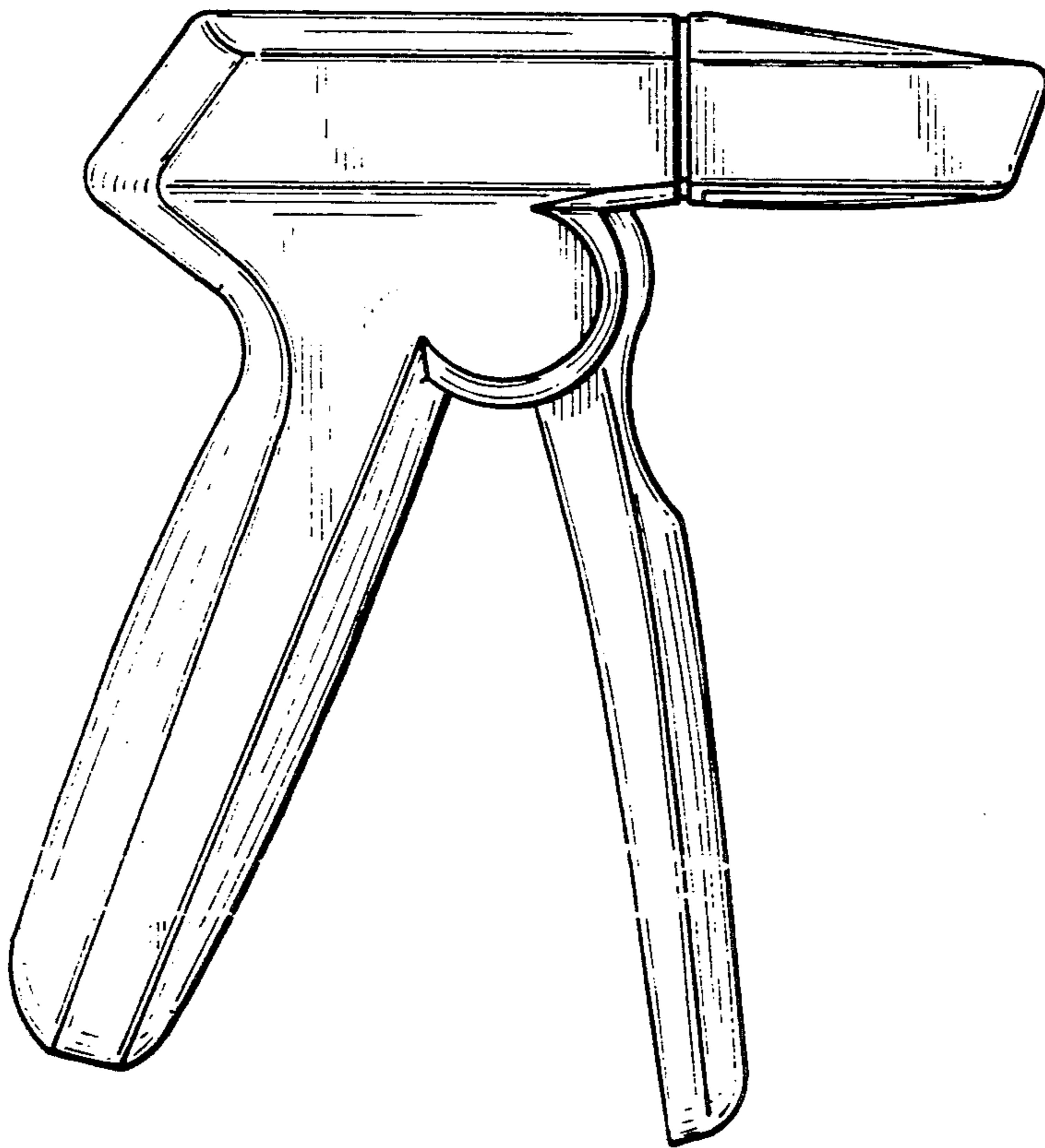
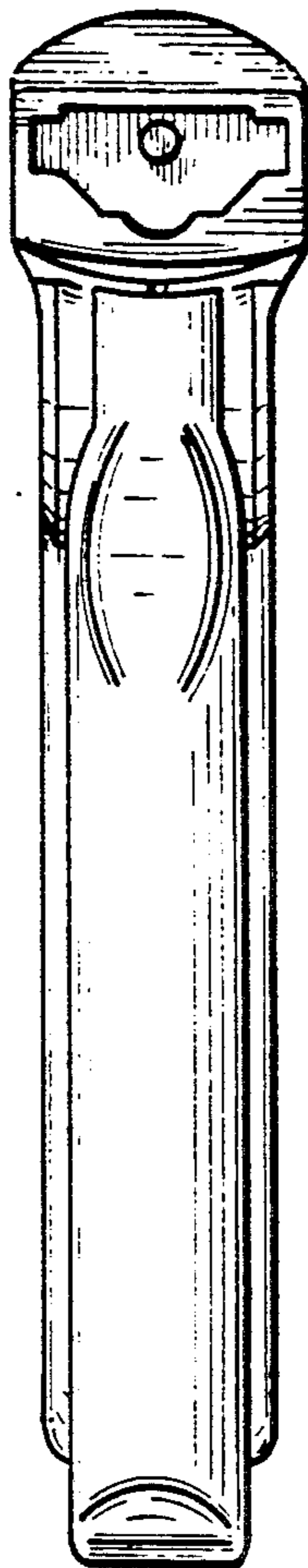


FIG-4



*FIG-5*



*FIG-6*

