



US00D327285S

United States Patent [19]

[11] Patent Number: Des. 327,285

Arnouts

[45] Date of Patent: ** Jun. 23, 1992

[54] EYEGGLASS HOLDER

[76] Inventor: John T. Arnouts, 63 Porter Rd., Norton Shores, Mich. 49441

[**] Term: 14 Years

[21] Appl. No.: 669,309

[22] Filed: Mar. 13, 1991

Assistant Examiner—R. Barkai
Attorney, Agent, or Firm—Price, Heneveld, Cooper, DeWitt & Litton

[57] CLAIM

The design for an eyeglass holder, as shown and described.

DESCRIPTION

FIG. 1 is a perspective view of an eyeglass holder showing my new design, the broken line showing of the spectacles is for illustrative purposes only and form no part of the claimed design;

FIG. 2 is a front elevational view thereof;

FIG. 3 is a rear elevational view thereof;

FIG. 4 is a bottom plan view thereof;

FIG. 5 is a right side elevational view thereof, the side opposite being a mirror image thereof;

FIG. 6 is a bottom plan view of a second modified embodiment of the design shown in FIGS. 1 through 5; and,

FIG. 7 is a left side view thereof, the side opposite being a mirror image.

The present patent application is being filed under the provision of 37 CFR 1.60. A true copy of the prior complete application as filed including the specification (including claims), drawings and declaration showing the signature of the inventor is filed herewith, and forms a part of the present invention.

Related U.S. Application Data

[63] Continuation of Ser. No. 508,835, Apr. 12, 1990.

[52] U.S. Cl. D16/129

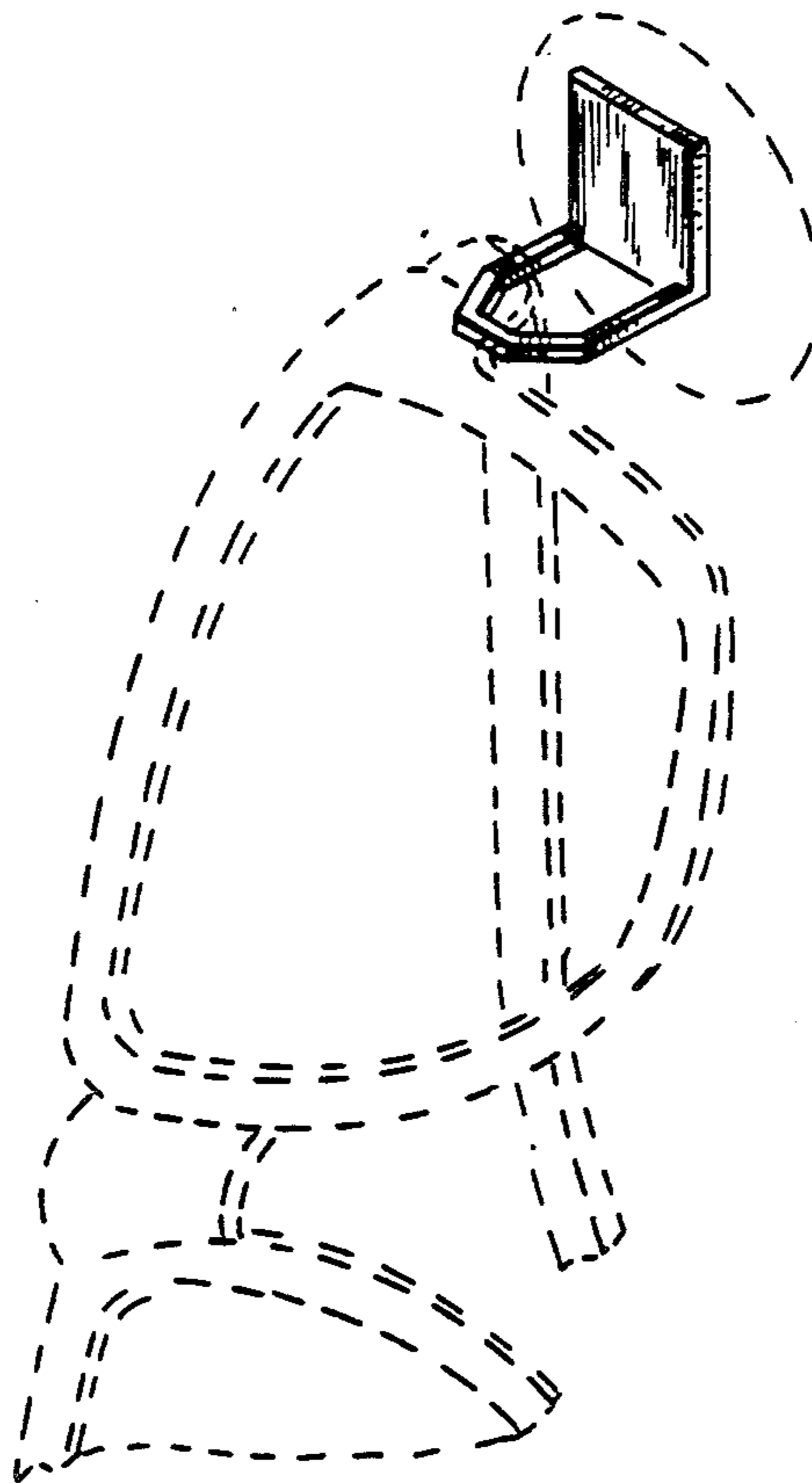
[58] Field of Search D16/129; D8/373;
D6/466, 462, 475, 467, 476, 453, 314, 310;
D21/166, 167; D3/34; 248/902; 211/13;
206/5.1, 316.1, 454; 359/811

[56] References Cited

U.S. PATENT DOCUMENTS

D. 136,004	7/1943	Allred	D8/373
D. 151,643	11/1948	MacKenzie	D16/129
D. 286,371	10/1986	Shuman	D8/373
D. 306,689	3/1990	Hamann	D8/373
D. 318,675	7/1991	Ferdi	D16/129
D. 321,199	10/1991	Souisa	D16/129
4,239,167	12/1980	Lane	248/902
5,046,696	9/1991	Lee	248/902

Primary Examiner—Bernard Ansher



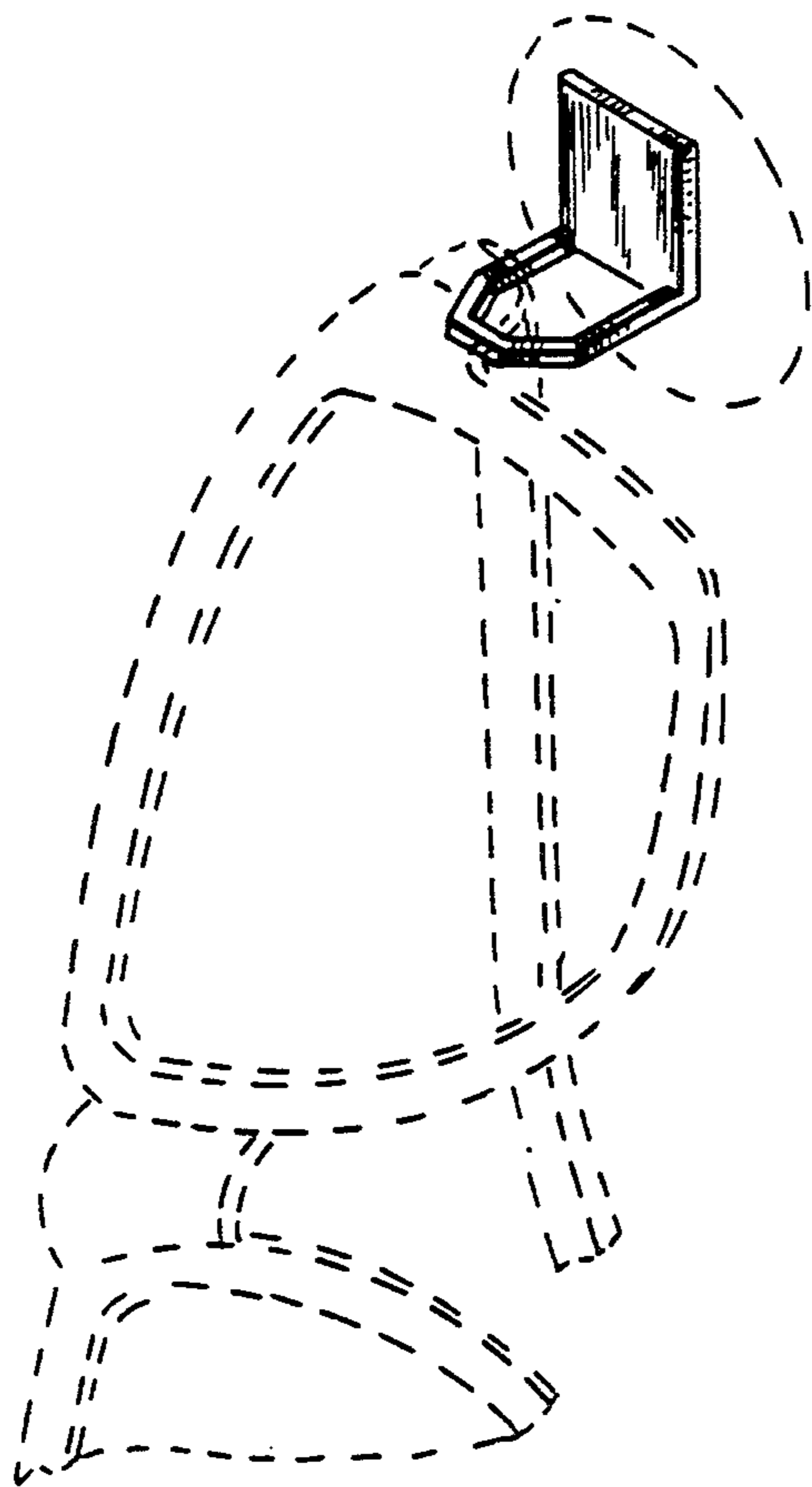


FIG. 1



FIG. 2




FIG. 3

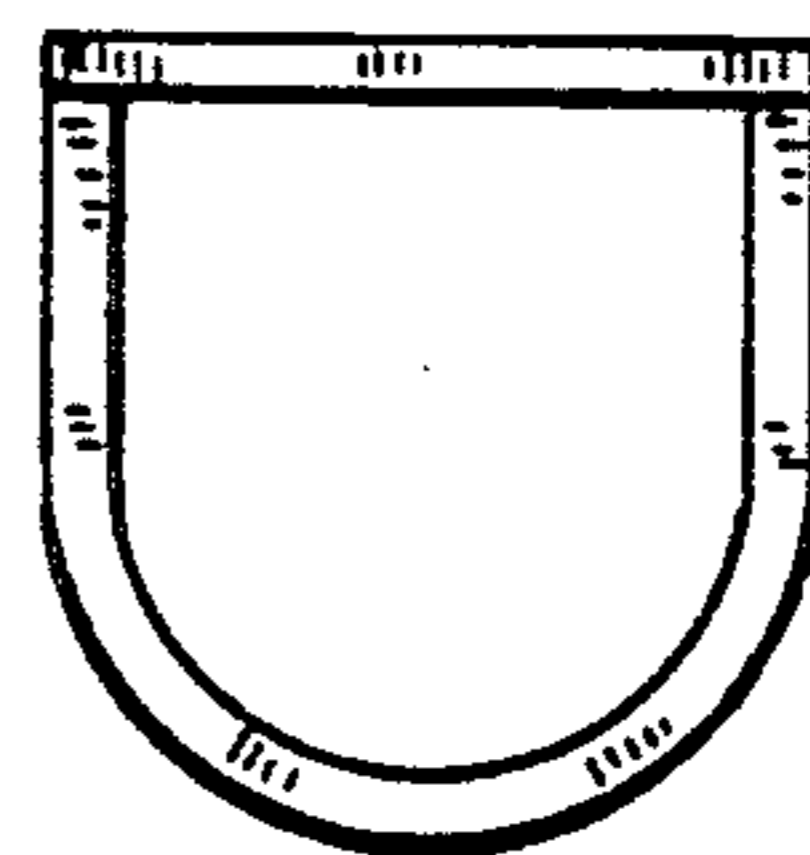


FIG. 6

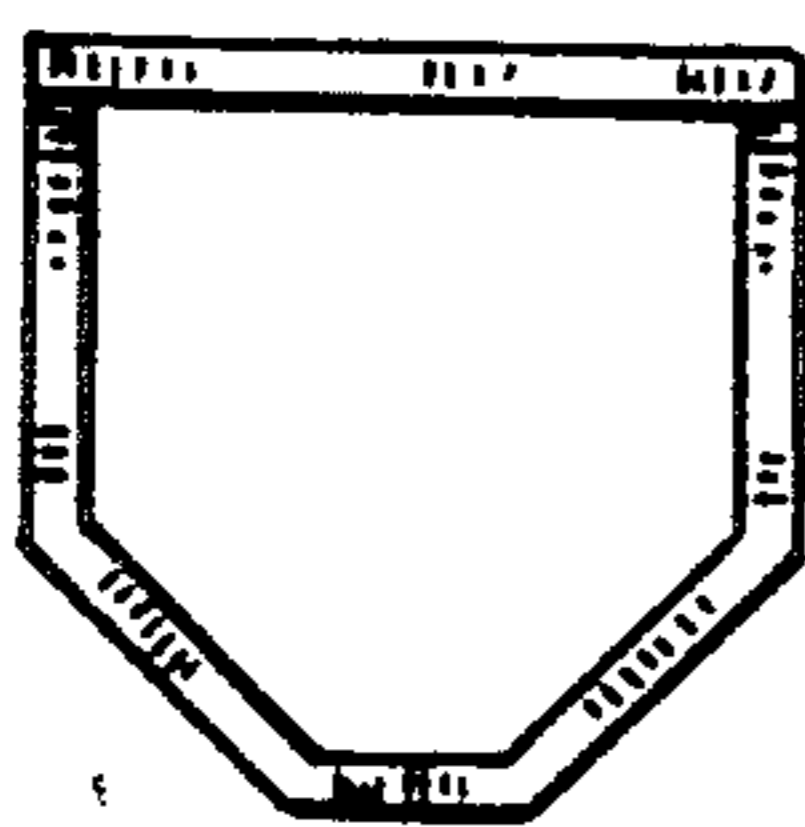


FIG. 4

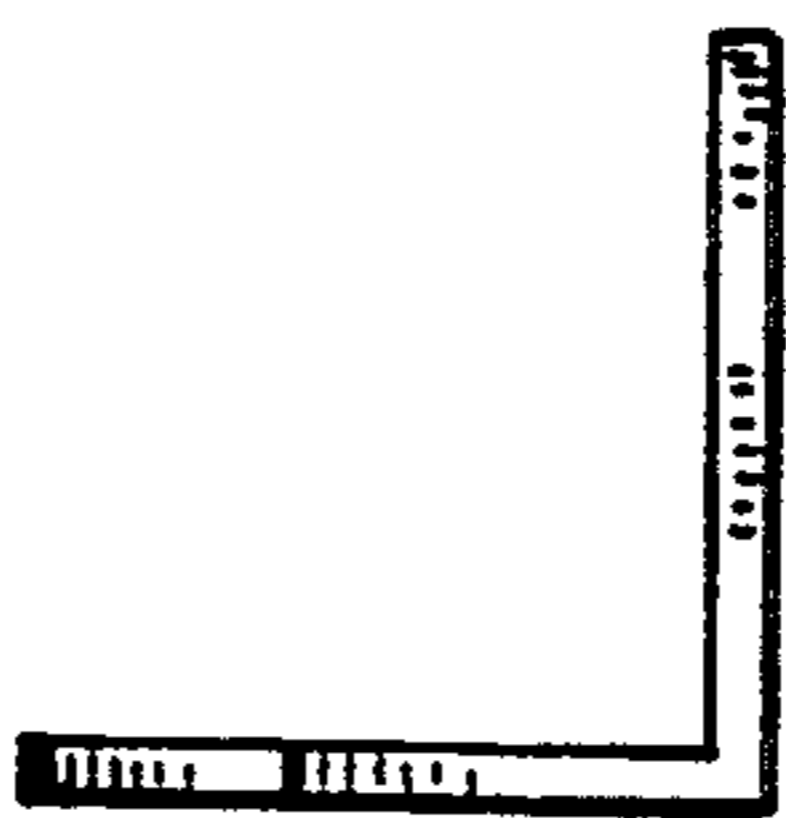


FIG. 5

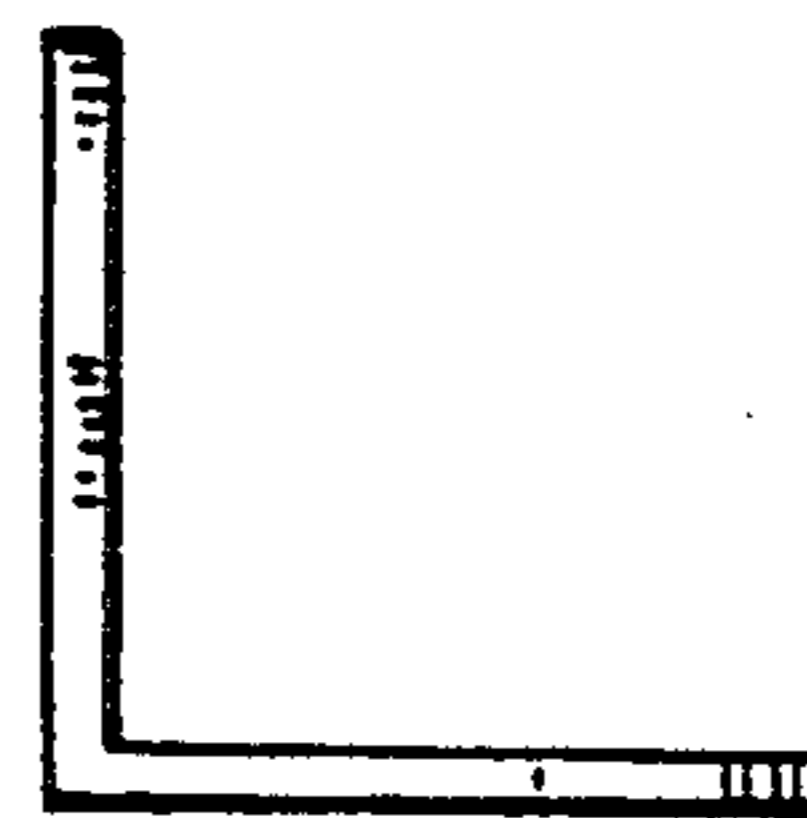


FIG. 7