



US00D327274S

United States Patent [19]

[11] Patent Number: Des. 327,274

Matré et al.

[45] Date of Patent: ** Jun. 23, 1992

[54] PAINT DISPENSING PUMP

[75] Inventors: Daniel A. Matré, Wauwatosa; Mark W. Geis, Milwaukee, both of Wis.

[73] Assignee: Wagner Spray Tech Corporation, Minneapolis, Minn.

[**] Term: 14 Years

[21] Appl. No.: 555,021

[22] Filed: Jul. 24, 1990

[52] U.S. Cl. D15/7; D7/311

[58] Field of Search D15/7-9.1; D7/300, 309-313; 417/552, 398-404, 411, 424.1-424.2; 401/41, 48, 146, 197, 203-204, 207, 218-219, 187-188, 145, 183

[56] References Cited

U.S. PATENT DOCUMENTS

D. 290,126	6/1987	Krapowicz	D15/7
D. 301,194	5/1989	Chan et al.	D7/312
D. 316,098	4/1991	Kille	D15/7
D. 318,395	7/1991	Juergens	D7/313
3,195,170	7/1965	Howard	15/526
4,072,429	2/1978	Terzian et al.	401/146
4,540,301	9/1985	Swanson et al.	401/146
4,639,156	1/1987	Stern et al.	401/197
4,768,932	9/1988	Geberth, Jr.	417/552
4,854,827	8/1989	McKiernan et al.	D15/7

OTHER PUBLICATIONS

"The Portable Painting Machine." A9800, Acme Brush Corporation, P.O. Drawer B, Wooster, OH 44691-0227.

The Accuspray System by Bessam-Aire, P.O. Box 46478, Cleveland, OH, 44146-0478, Nov. 1988.

"Paint Anywhere Without Overspray." The Accuspray

System by Bessam-Aire, P.O. Box 46478, Cleveland, OH 44146-0478.

"Top Gun." Amspray, American Spray Industries, Division, American Power Equipment Co., 221 South State St. P.O. Box 86, Harrison, OH 45030, Form 45000. "Light Years Ahead of the Competition." CSI Industries, 14635 Audry Ave., Rosemount, MN 55068, Apr. 1, 1989.

"Softspray: the Finishing Tool." CSI Industries, 14635 Audry Ave. Rosemount, MN 55068, 1988.

"LPHV: A Friend to the Bottom Line." Can-Am Engineered Products, Inc., 30850 Industrial Rd., Livonia, MI 48150.

"... We've Put Control Into Spray Finishing and Painting" Eaglespray Turbo Spraying Systems, 1571 Ivory Dr., Sun Prairie, WI 53590.

Volumair France SA, Siege Social, 13, Quai du Rency, 94380 Bonneuil-Sur-Marne, France.

Primary Examiner—A. Hugo Word

Assistant Examiner—R. Seifert

Attorney, Agent, or Firm—Faegre & Benson

[57] CLAIM

The ornamental design for a paint dispensing pump, as shown and described.

DESCRIPTION

FIG. 1 is a perspective view of a paint dispensing pump showing my new design;

FIG. 2 is a top plan view thereof;

FIG. 3 is a rear elevational view thereof;

FIG. 4 is a right side elevational view thereof;

FIG. 5 is a bottom plan view thereof;

FIG. 6 is a left side elevational view thereof; and,

FIG. 7 is a front elevational view thereof.

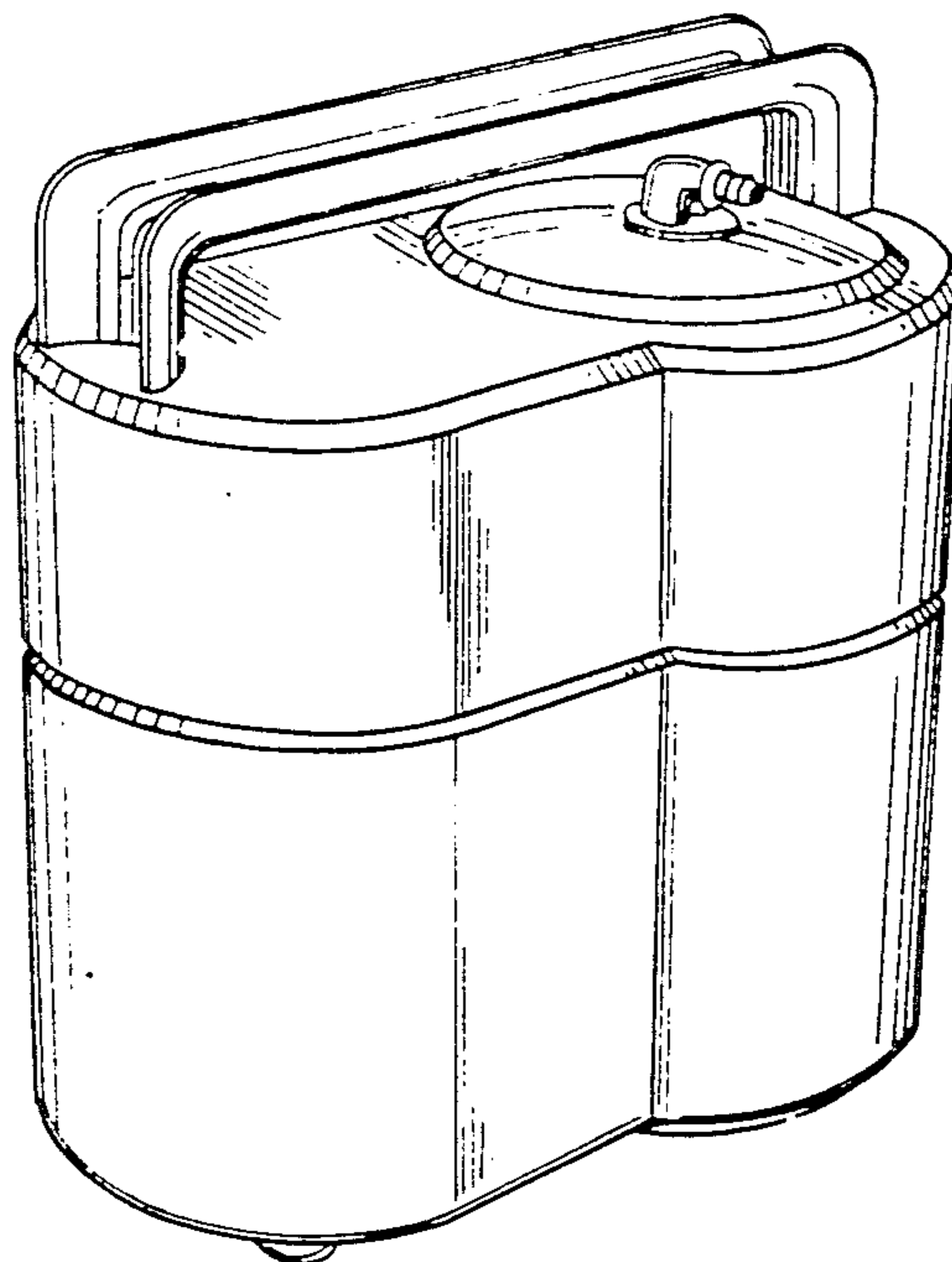


Fig. 1

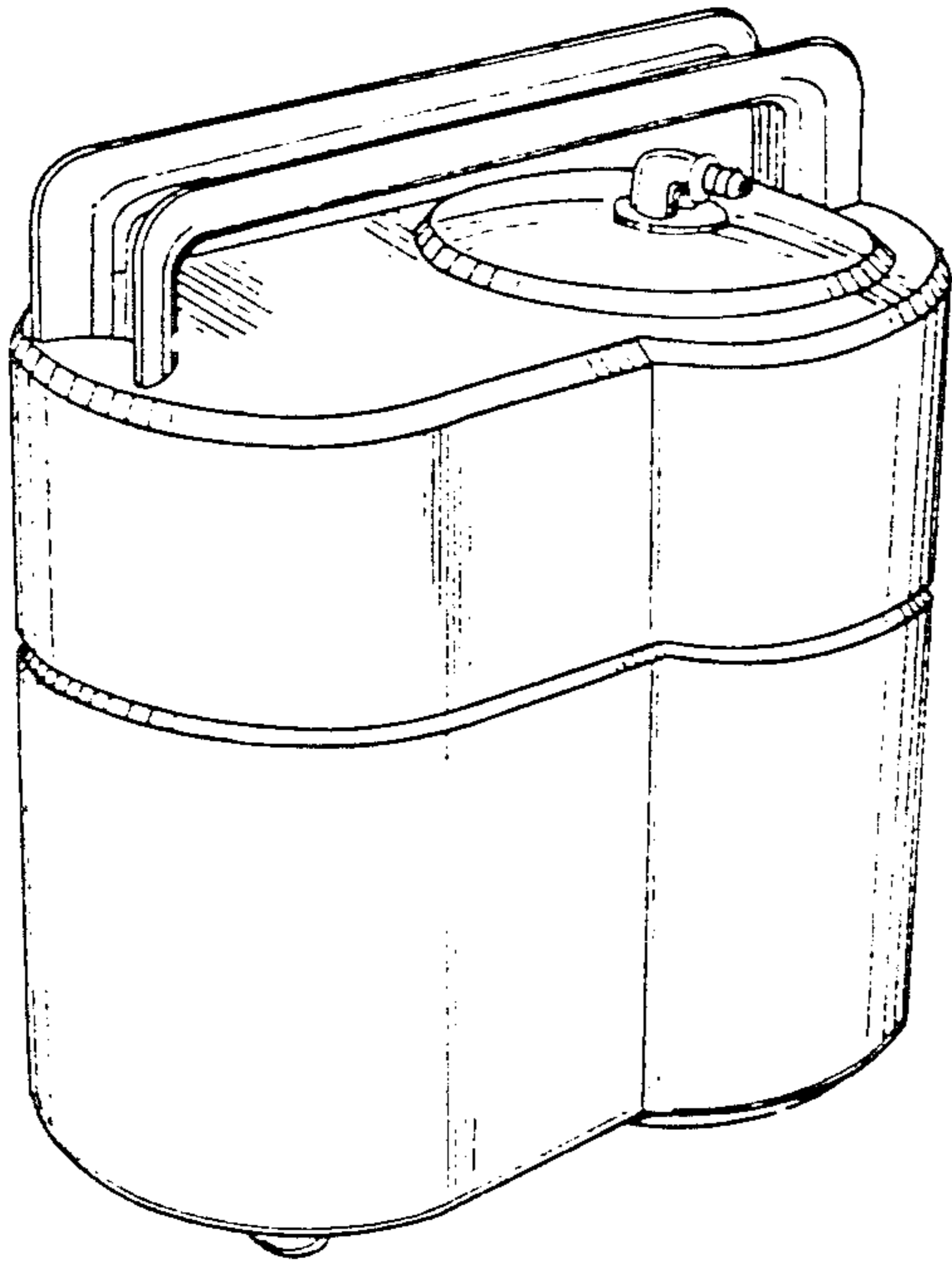


Fig. 2

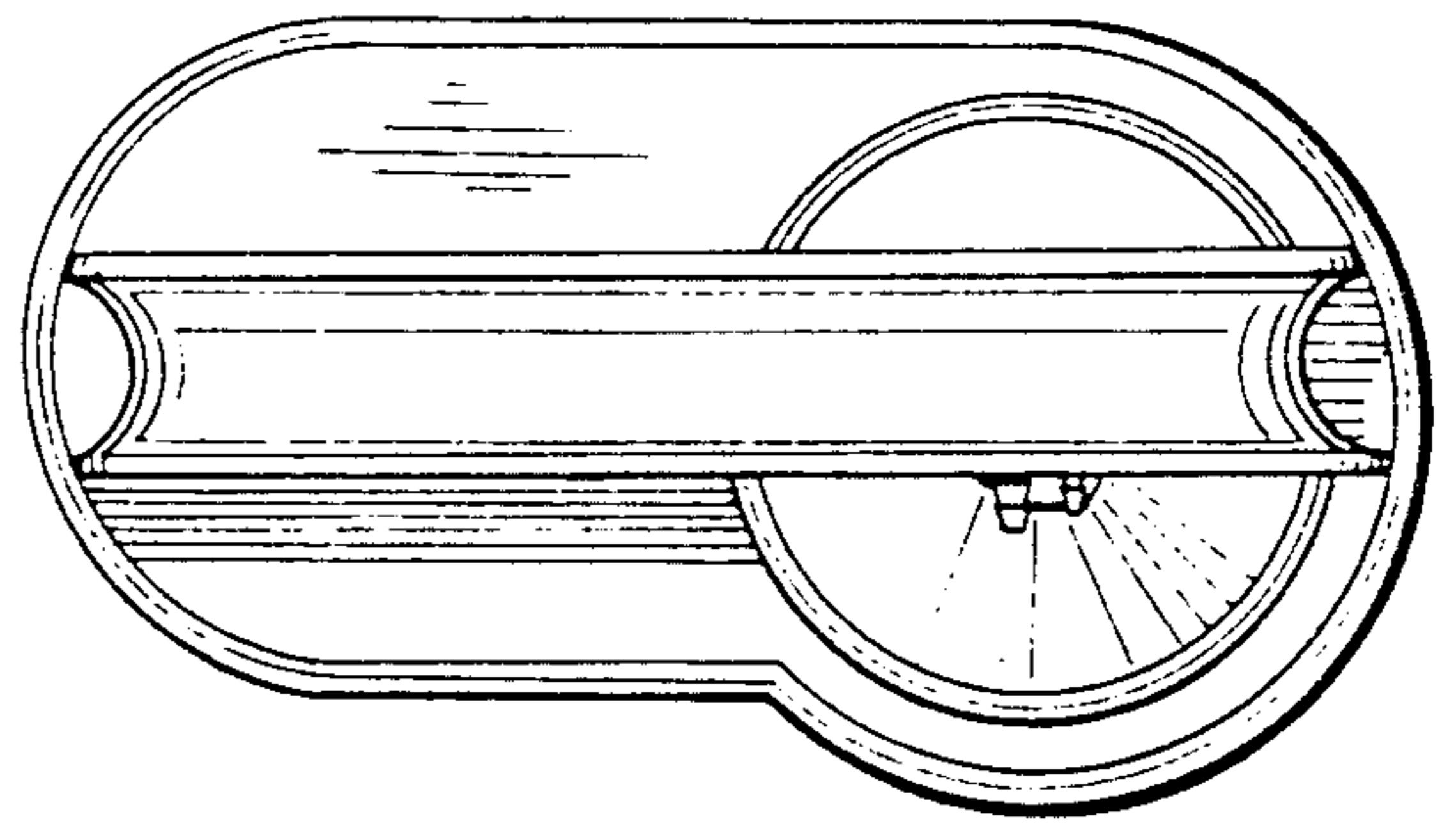


Fig. 3




Fig. 4




Fig. 5

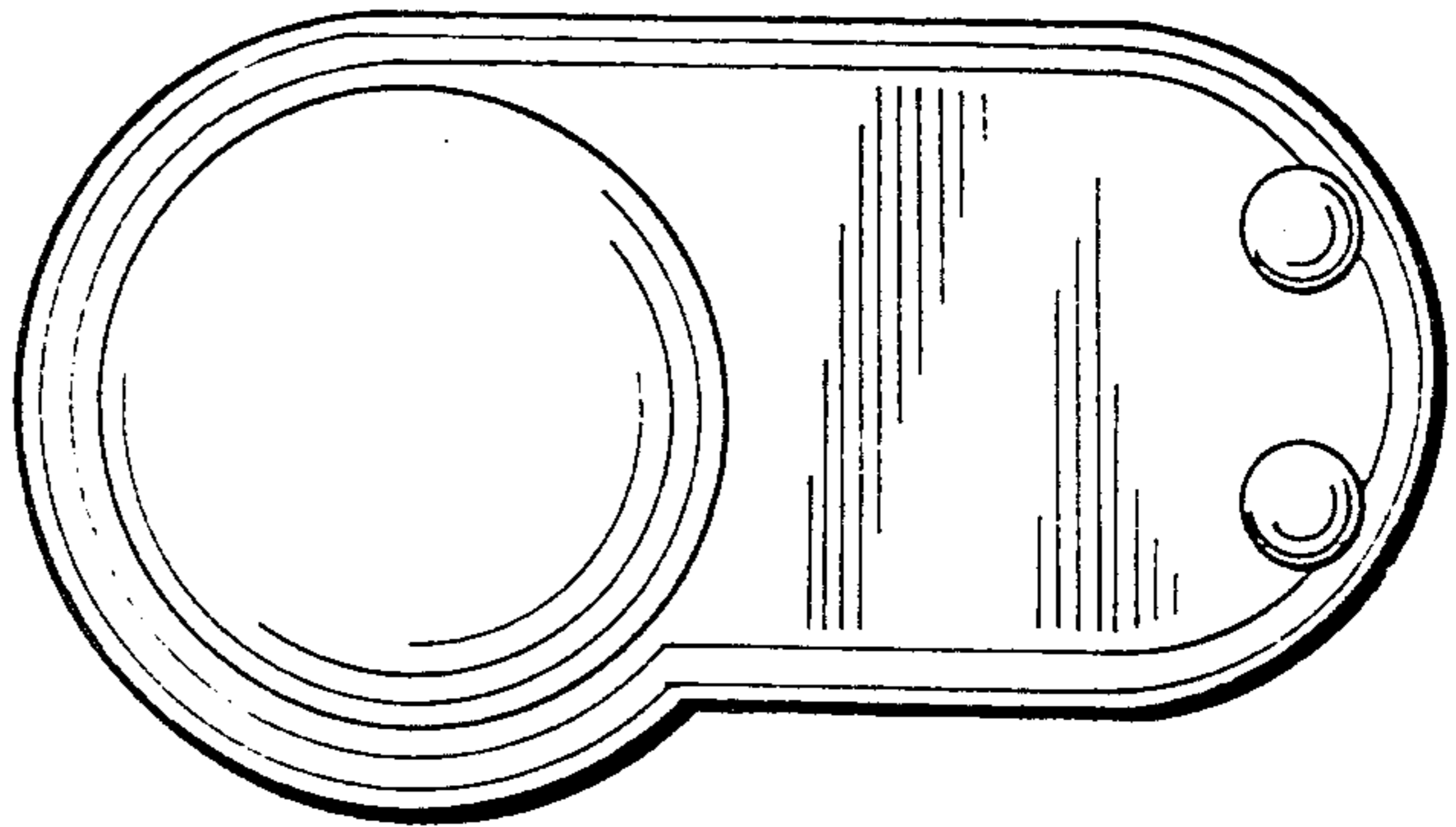


Fig. 6

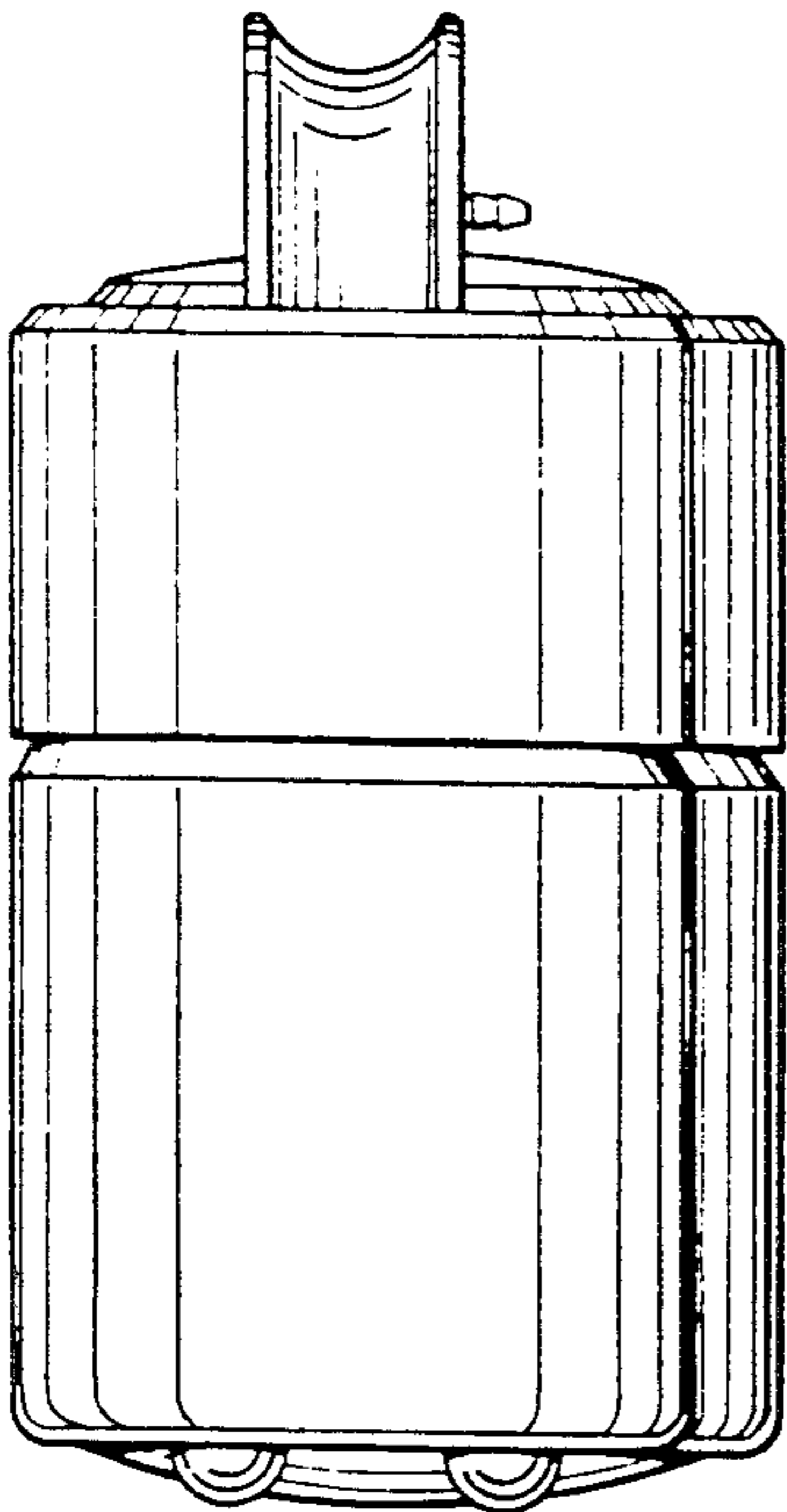


Fig. 7

