



US00D327266S

# United States Patent [19]

[11] Patent Number: **Des. 327,266**

Romero

[45] Date of Patent: **\*\* Jun. 23, 1992**

[54] **TABLE-TOP TELEPHONE WITH CORDLESS RECEIVER**

D. 301,499	6/1989	Tapdrup	.....	D14/143
D. 315,154	3/1991	Iizuka	.....	D14/138
D. 315,730	3/1991	Sharbaugh	.....	D14/138
4,661,659	4/1987	Nishimura	.....	379/61

[76] Inventor: **Eric M. Romero, P.O. Box 2018, Nogales, Ariz. 85628**

*Primary Examiner*—Horace B. Fay, Jr.  
*Attorney, Agent, or Firm*—Antonio R. Durando; Harry M. Weiss

[\*\*] Term: **14 Years**

[21] Appl. No.: **695,770**

[22] Filed: **May 6, 1991**

[52] U.S. Cl. .... **D14/143; D4/142; 379/434**

[58] Field of Search ..... **D14/138, 143, 248, 251; 379/61**

## [57] CLAIM

The ornamental design for a table-top telephone with cordless receiver, as shown and described.

## [56] References Cited

### U.S. PATENT DOCUMENTS

D. 241,145	8/1976	Botelho	.....	D14/143
D. 260,769	9/1981	Thomas	.....	D14/143
D. 260,888	9/1981	Thomas	.....	D14/143
D. 286,282	10/1986	Asaki	.....	D14/138
D. 300,027	2/1989	Brunish	.....	D14/143
D. 300,429	3/1989	Watanabe	.....	D14/138
D. 300,826	4/1989	Ng	.....	D14/143

## DESCRIPTION


FIG. 1 is a perspective view taken from the top front and right side of a table-top telephone with cordless receiver showing my design;

FIG. 2 is a perspective view thereof taken from the top back and left side;

FIG. 3 is a top plan view thereof;

FIG. 4 is a perspective view of a portion thereof shown in FIG. 1 with the cordless receiver removed from its housing; and,

FIG. 5 is a bottom plan view thereof.



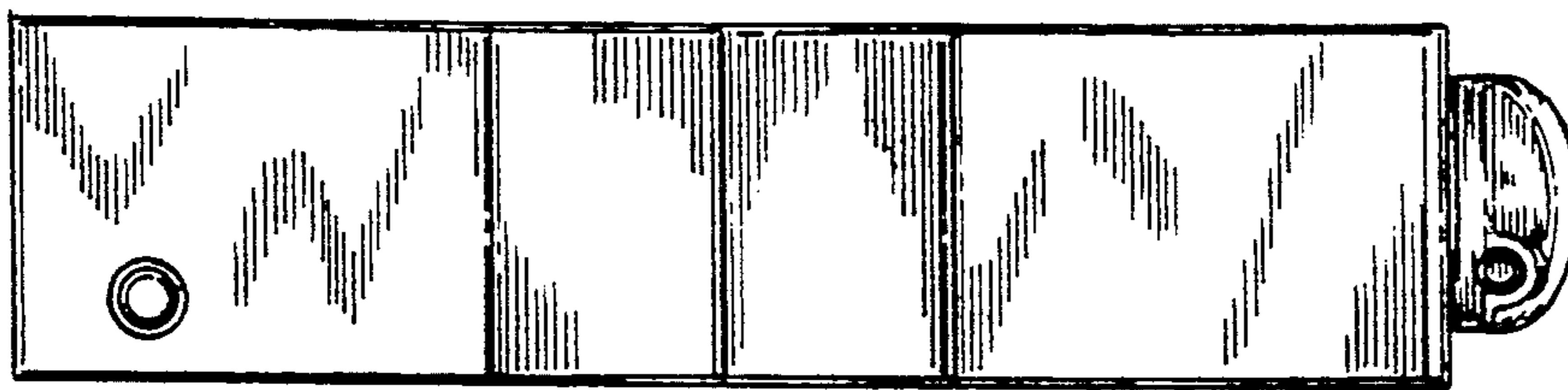


FIG. 3

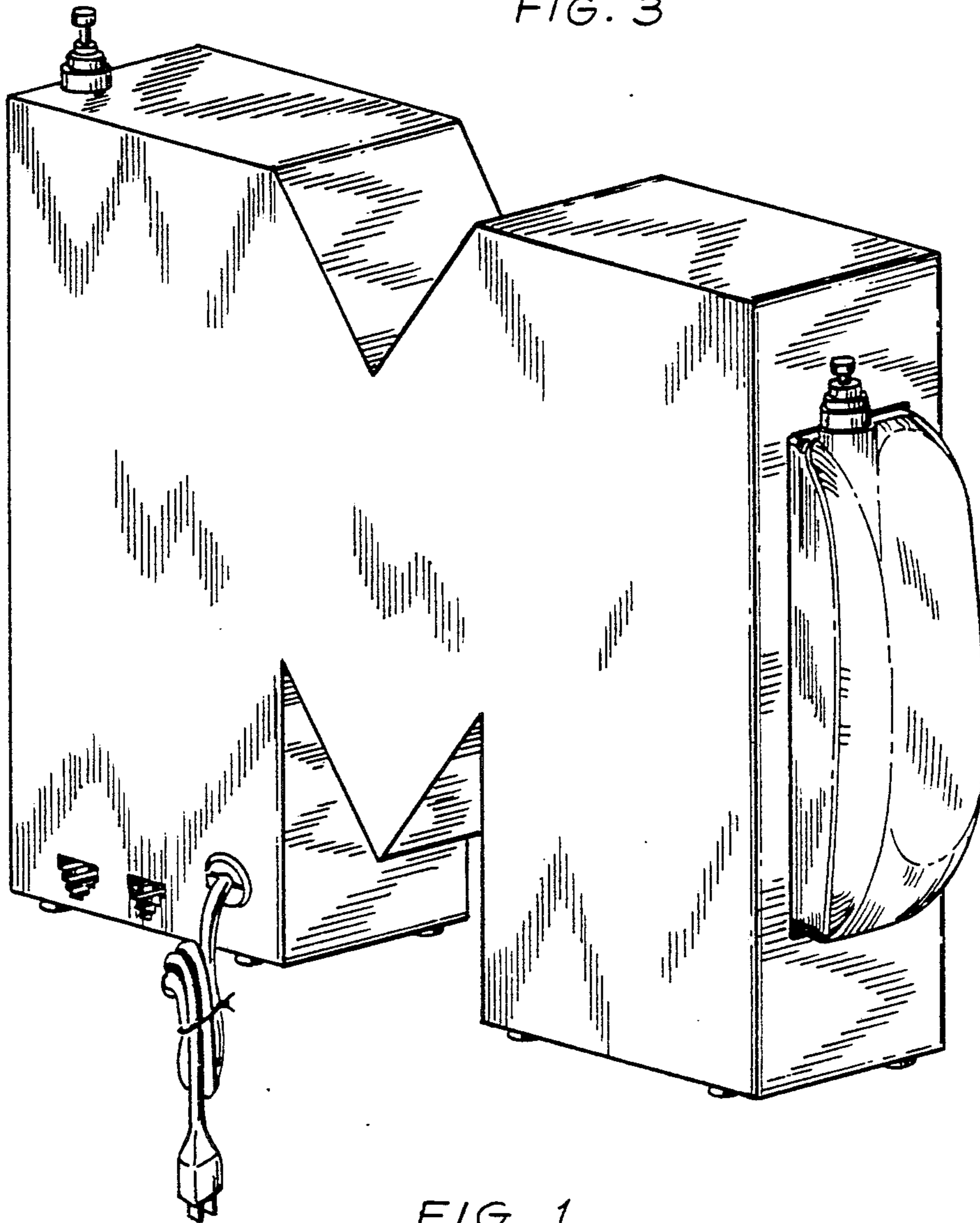


FIG. 1

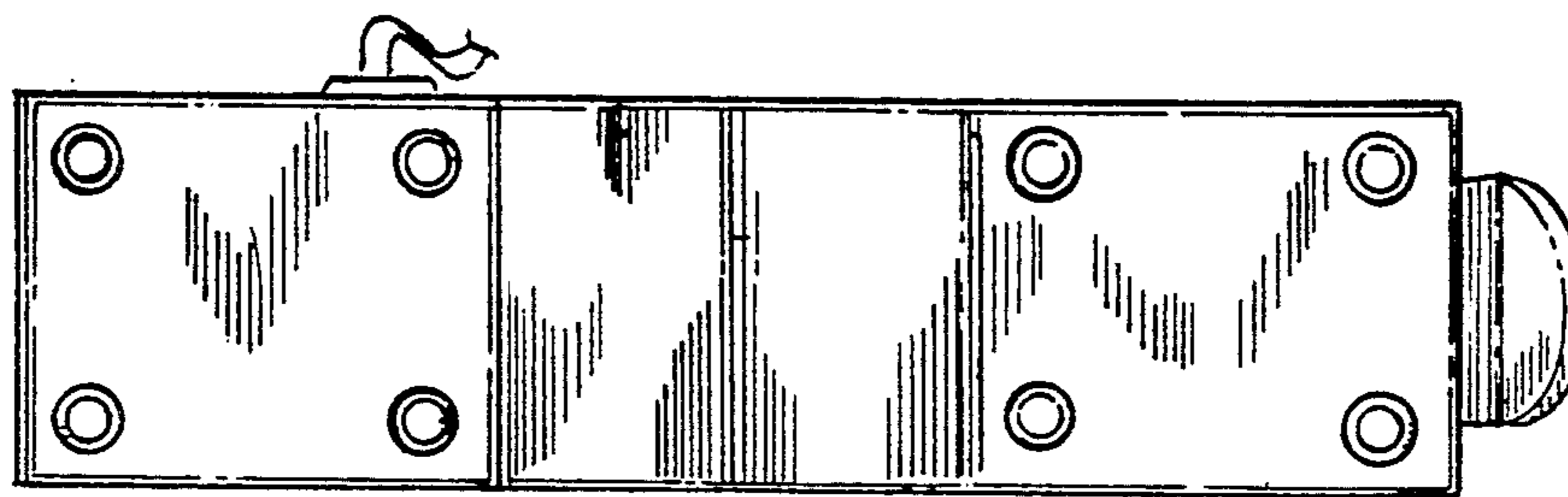


FIG. 5

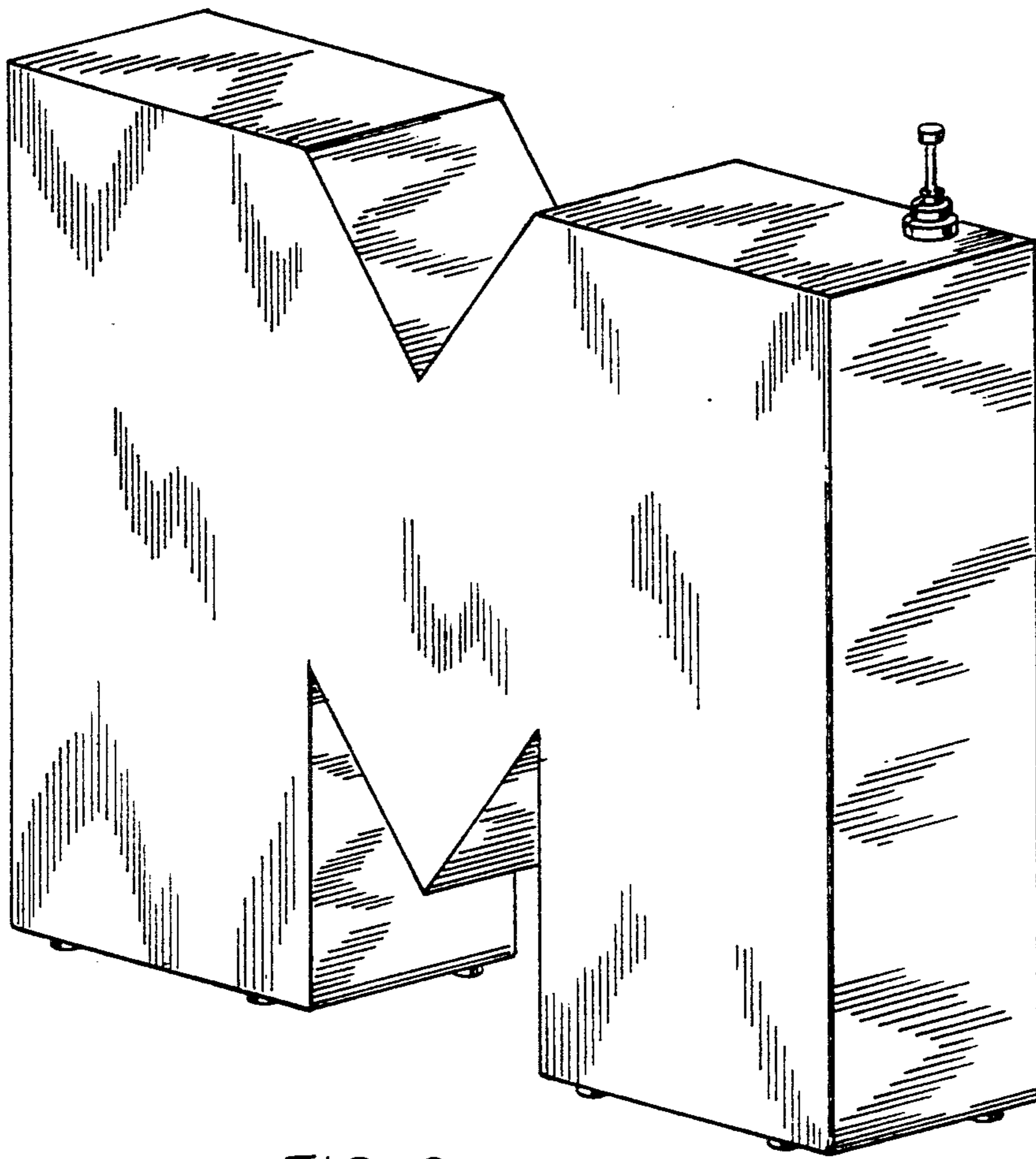


FIG. 2

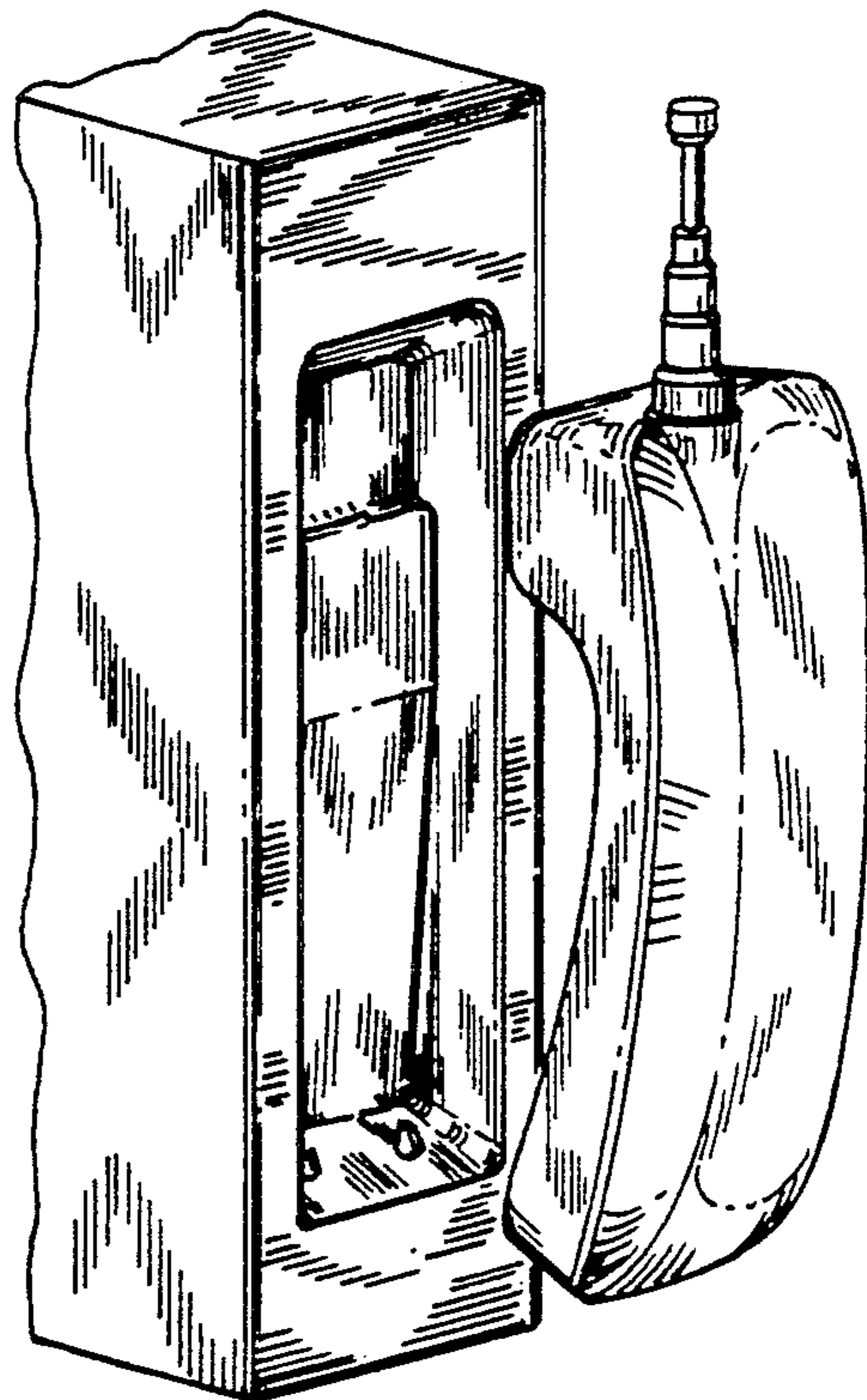


FIG. 4