



US00D327236S

United States Patent [19]

[11] Patent Number: **Des. 327,236**

Weder

[45] Date of Patent: *** Jun. 23, 1992**

- [54] **FLOWER POT COVER**
- [75] Inventor: **Donald E. Weder, Highland, Ill.**
- [73] Assignee: **Highland Supply Corporation, Highland, Ill.**
- [*] Notice: **The portion of the term of this patent subsequent to Mar. 24, 2006 has been disclaimed.**
- [**] Term: **14 Years**
- [21] Appl. No.: **598,291**
- [22] Filed: **Oct. 16, 1990**

D. 293,224	12/1987	Weder et al.	D11/164
D. 293,304	12/1987	Weder et al.	D11/164
D. 293,305	12/1987	Weder et al.	D11/164
D. 293,306	12/1987	Weder et al.	D11/164
D. 293,307	12/1987	Weder et al.	D11/164
D. 293,308	12/1987	Weder et al.	D11/164
D. 293,774	1/1988	Weder et al.	D11/164
D. 293,775	1/1988	Weder et al.	D11/164
D. 296,535	7/1988	Weder et al.	D11/149
D. 297,422	8/1988	Weder et al.	D11/164
D. 298,017	10/1988	Weder et al.	D11/164
D. 301,565	6/1989	Weder	D11/152
D. 302,139	7/1989	Weder	D11/153
D. 302,253	7/1989	Weder	D11/153
D. 302,254	7/1989	Weder	D11/153
D. 302,404	7/1989	Weder	D11/153
D. 302,405	7/1989	Weder	D11/155
D. 302,406	7/1989	Weder	D11/155
D. 302,407	7/1989	Weder	D11/155
D. 303,759	10/1989	Mileos	D9/431
D. 303,775	10/1989	Weder	D11/155
1,069,675	8/1913	Claussen	65/53
1,446,563	2/1923	Hughes	65/53
1,520,647	12/1924	Hennegan	65/53
1,868,853	7/1932	Sievers	65/53
1,924,926	8/1933	Gray	65/33
2,302,259	11/1942	Rothfuss	41/10
2,355,559	8/1944	Renner	229/8
2,482,981	9/1949	Kamrass	41/13
2,570,954	9/1951	Kasman	215/100.5
2,967,652	1/1961	Canfield et al.	229/5.5
3,022,605	2/1962	Reynolds	47/58
3,232,469	2/1966	Piazzze	229/4.5
3,271,922	9/1966	Wallerstein et al.	53/3
3,488,022	1/1970	Vitorri	248/152
3,542,616	11/1970	Cain et al.	156/224
3,820,684	6/1974	Harrison	D7/511
3,962,503	6/1976	Crawford	428/40
4,043,077	8/1977	Stonehocker	47/66
4,118,890	10/1978	Shore	47/28 R
4,170,618	10/1979	Adams	264/101
4,216,620	8/1980	Weder et al.	47/72
4,300,312	11/1981	Weder et al.	47/72
4,408,644	10/1983	Svantesson	229/1.5 B
4,413,725	11/1983	Bruno et al.	206/45.33
4,508,223	4/1985	Catrambone	206/423
4,712,725	12/1987	Moore	229/1.5 B
4,733,521	3/1988	Weder et al.	53/580
4,773,182	9/1988	Weder et al.	47/72
4,795,601	1/1989	Cheng	264/138
4,813,862	3/1989	Bowers et al.	229/4.5

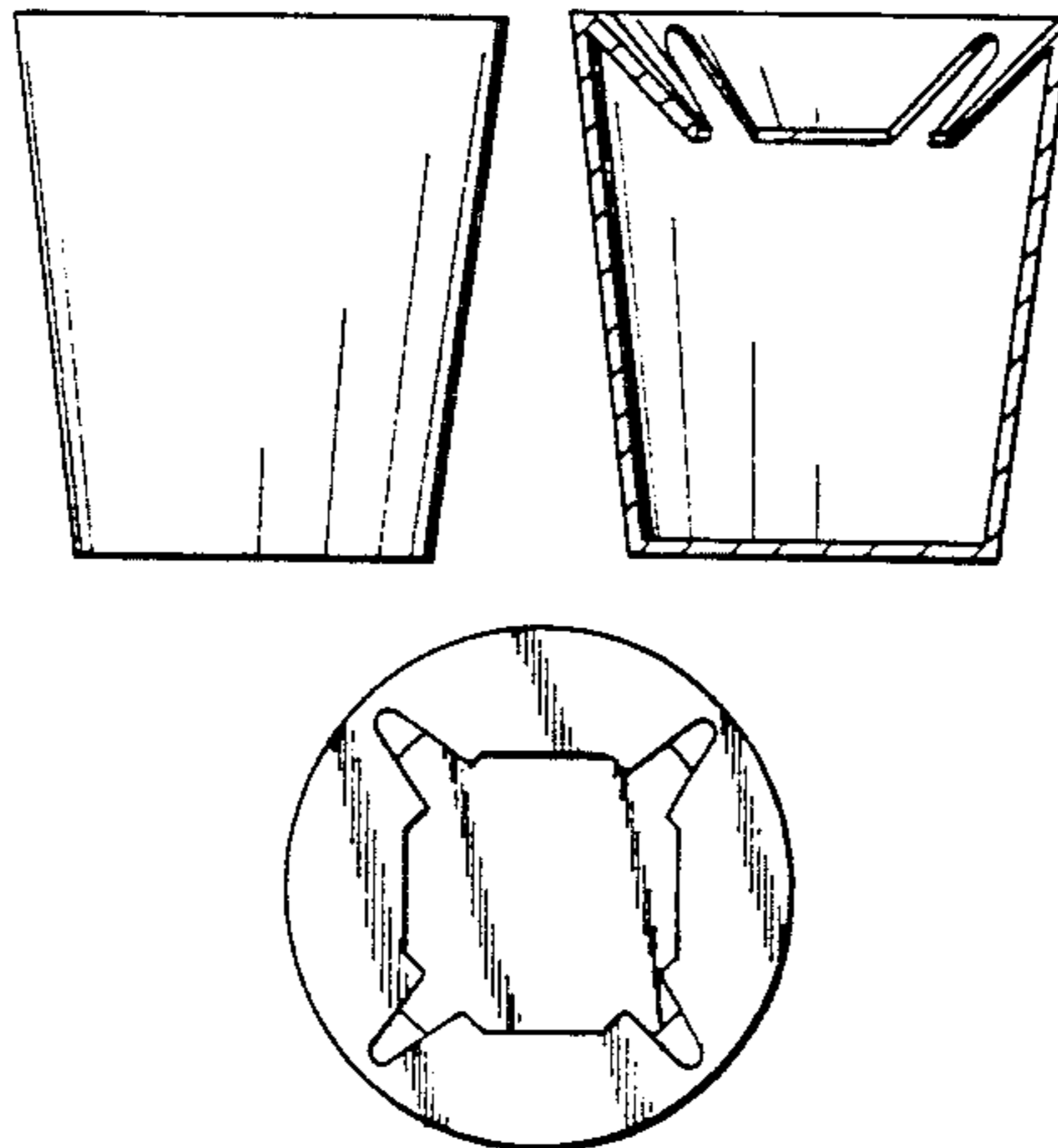
Related U.S. Application Data

- [62] Division of Ser. No. 337,447, Apr. 13, 1989, Pat. No. Des. 317,582.
- [52] U.S. Cl. **D11/152; D11/164**
- [58] Field of Search **D11/143, 152, 153, 164; D7/509-511, 523; D9/430-432, 444, 306, 349, 390; 47/66, 72; 206/423; 215/100.5; 229/1.5 B, 4.5, 906.1, 922; 248/27.8; 428/35.1, 542.6**

References Cited

U.S. PATENT DOCUMENTS

D. 47,800	9/1915	Pick	D7/523
D. 132,559	5/1942	Sawyer	D11/153
D. 209,788	11/1878	Affel	65/53
D. 254,659	4/1980	Karotseris	D11/143
D. 287,950	1/1987	Weder et al.	D11/143
D. 289,024	3/1987	Vaughn	D11/164
D. 289,982	5/1987	Weder et al.	D11/164
D. 292,182	10/1987	Weder et al.	D11/164
D. 292,183	10/1987	Weder et al.	D11/164
D. 292,184	10/1987	Weder et al.	D11/164
D. 292,185	10/1987	Weder et al.	D11/164
D. 292,186	10/1987	Weder et al.	D11/164
D. 292,187	10/1987	Weder et al.	D11/164
D. 292,188	10/1987	Weder et al.	D11/164
D. 292,189	10/1987	Weder et al.	D11/164
D. 292,190	10/1987	Weder et al.	D11/164
D. 292,191	10/1987	Weder et al.	D11/164
D. 292,561	11/1987	Weder et al.	D11/164
D. 292,562	11/1987	Weder et al.	D11/164
D. 292,563	11/1987	Weder et al.	D11/164
D. 293,222	12/1987	Weder et al.	D11/164
D. 293,223	12/1987	Weder et al.	D11/164



4.835.834 6/1989 Weder 29/525

FOREIGN PATENT DOCUMENTS

560532 4/1975 Switzerland .

OTHER PUBLICATIONS

Exhibit G. "The Glass of Frederick Carder", copyright 1971 by P. V. Gardner, showing various styles of glass basket-like vases or containers.

Exhibit J. Item published in 1936 by Gellman Bros., Minneapolis, MN. Shows an assortment of paper hats.

Primary Examiner—B. J. Bullock

Attorney, Agent, or Firm—Dunlap, Coddling & Lee

[57]

CLAIM

The ornamental design for a flower pot cover, as shown and described.

DESCRIPTION

FIG. 1 is a side elevational view of a flower pot cover showing my new design, all sides being identical;

FIG. 2 is a transverse sectional view thereof;

FIG. 3 is a bottom plan view thereof;

FIG. 4 is a top plan view thereof;

FIG. 5 is a transverse sectional view of a second embodiment of the design of FIG. 1, the only difference being the inward angle of the upper surface;

FIG. 6 is a side elevational view of the third and fourth embodiments of the design of FIG. 1, wherein the top is shown in FIGS. 4 and 5, respectively, and the bottom is as shown in FIG. 3; and,

FIG. 7 is a side elevational view of the fifth and sixth embodiments of the design of FIG. 1, wherein the top is shown in FIGS. 4 and 5, respectively, and the bottom is as shown in FIG. 3.

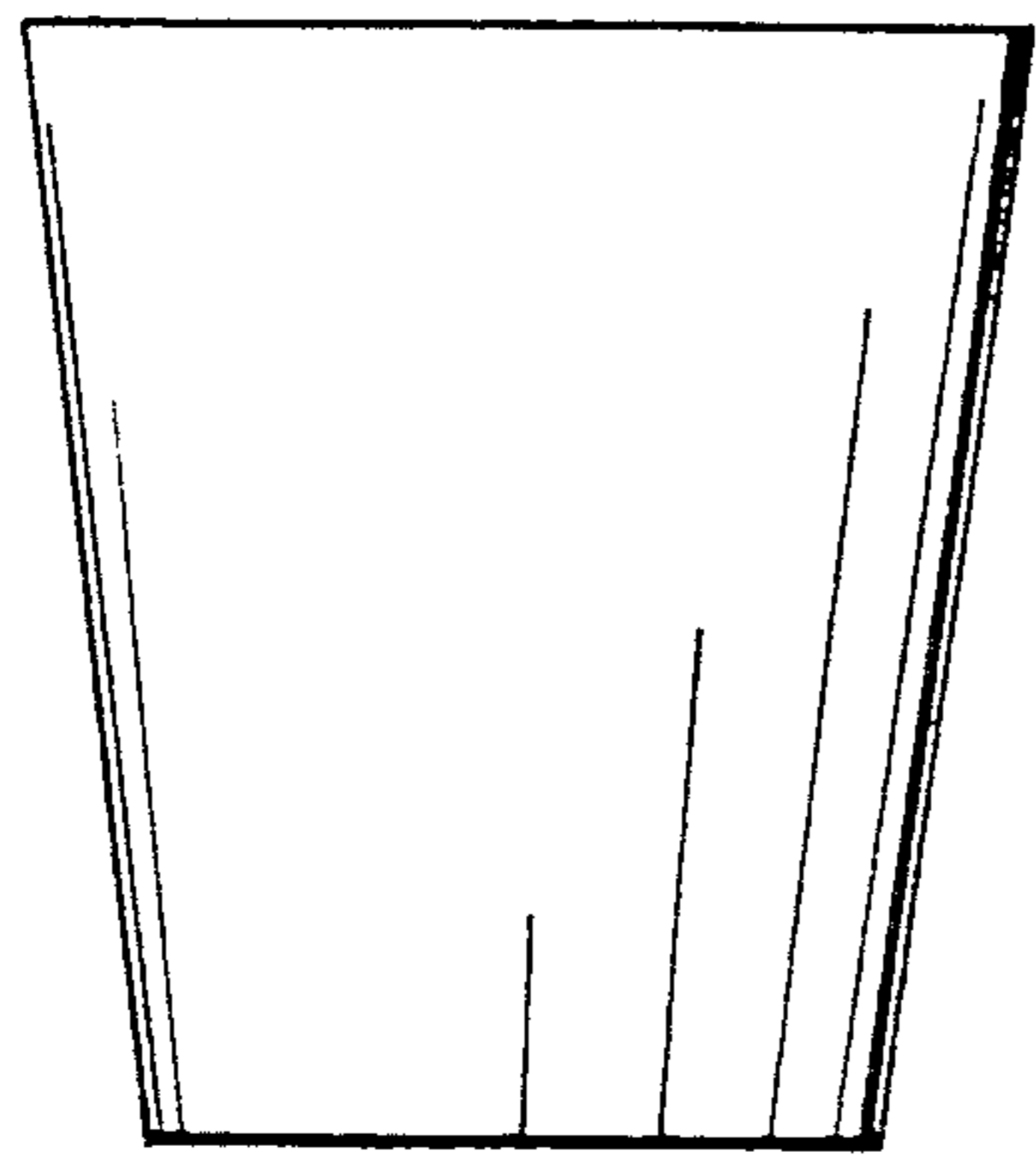


FIG. 1

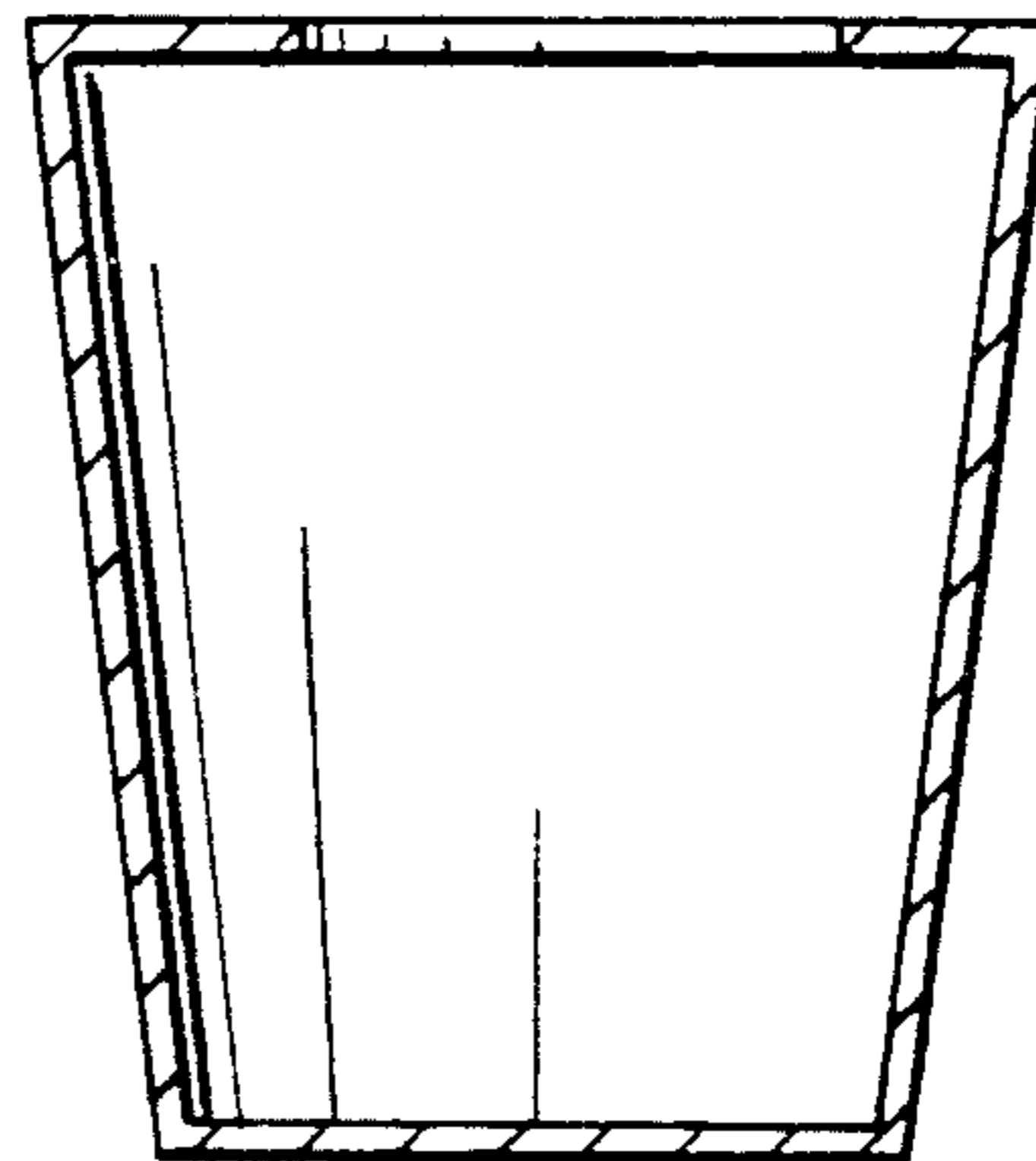


FIG. 2

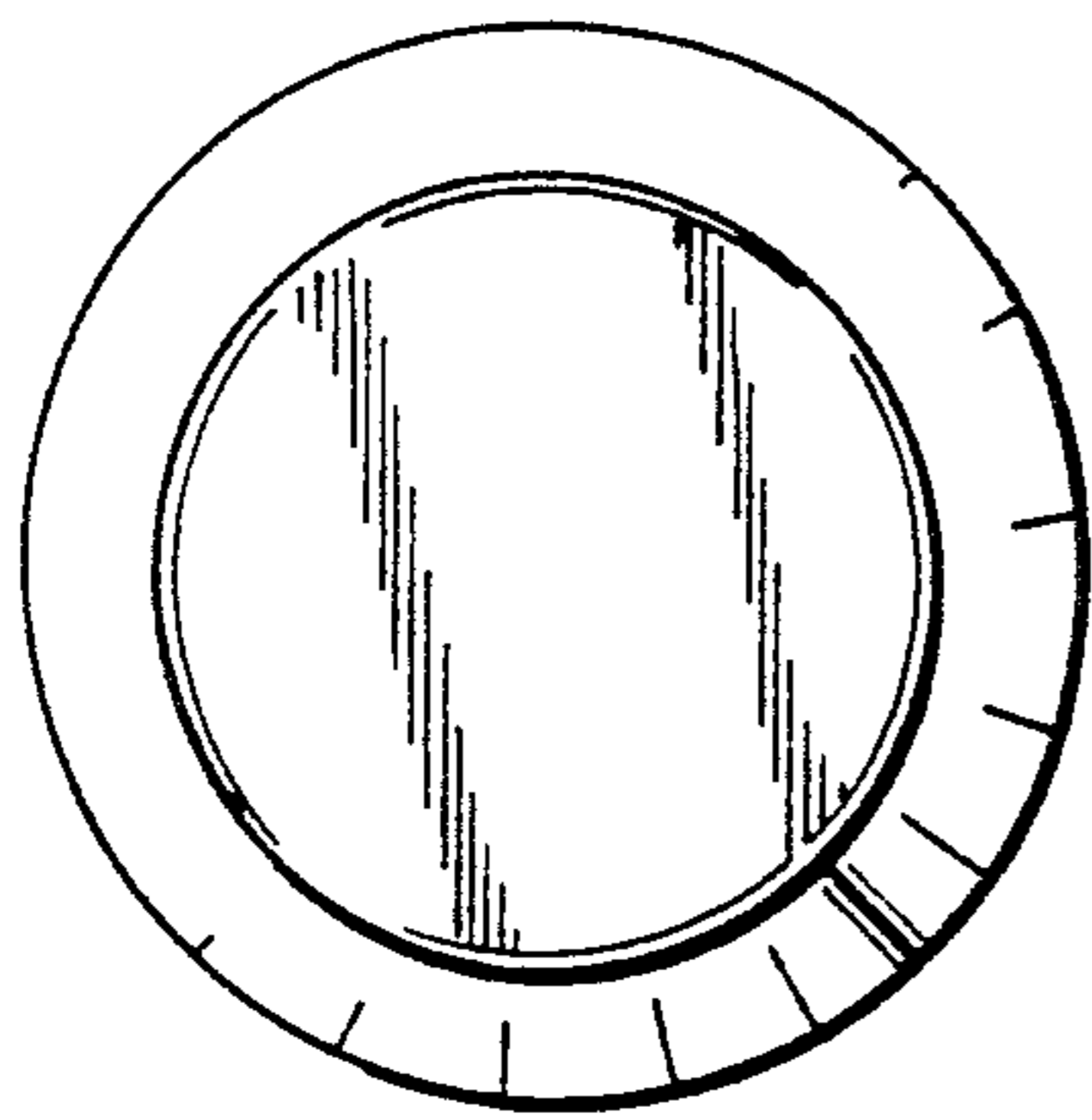


FIG. 3

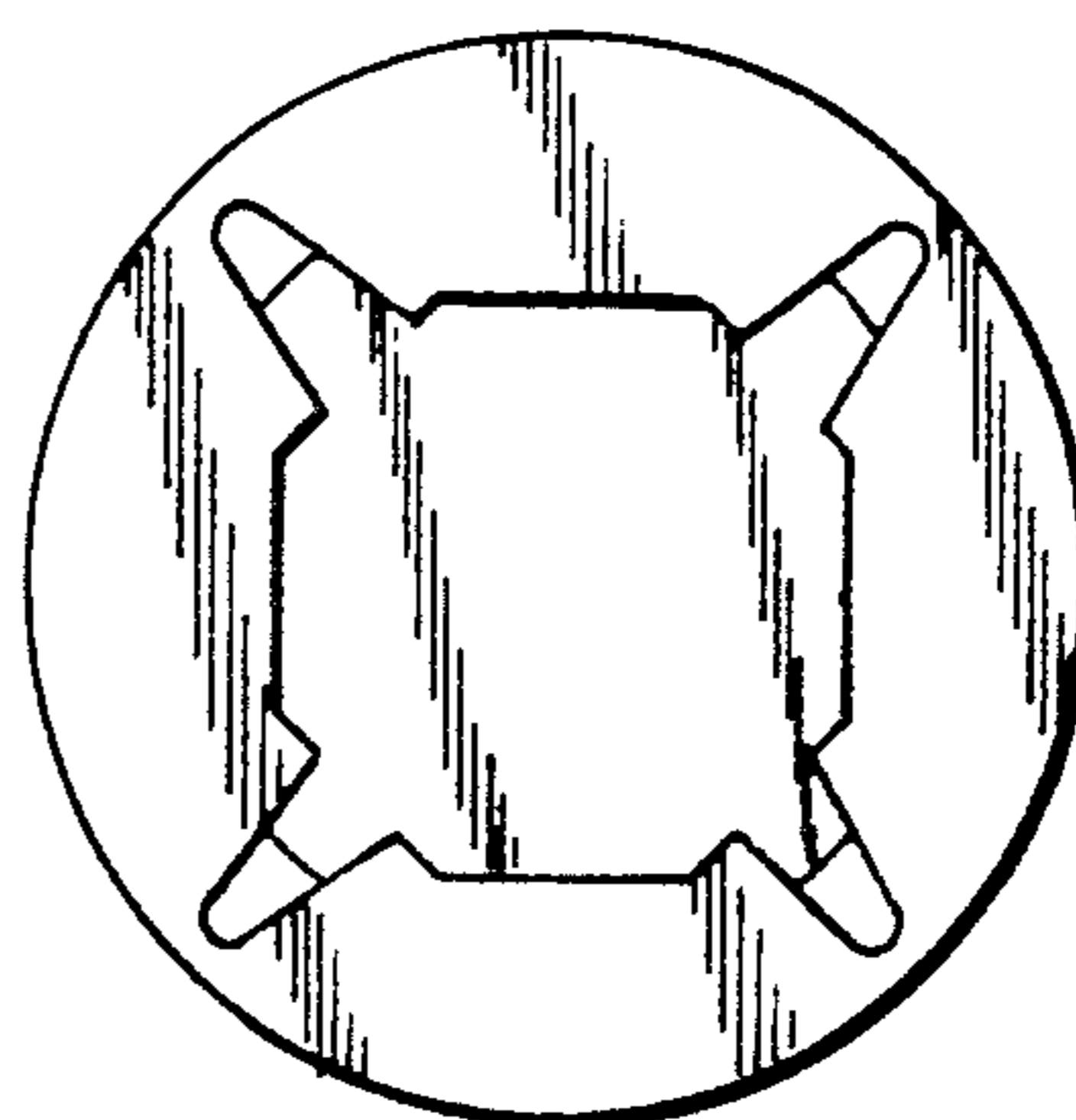


FIG. 4

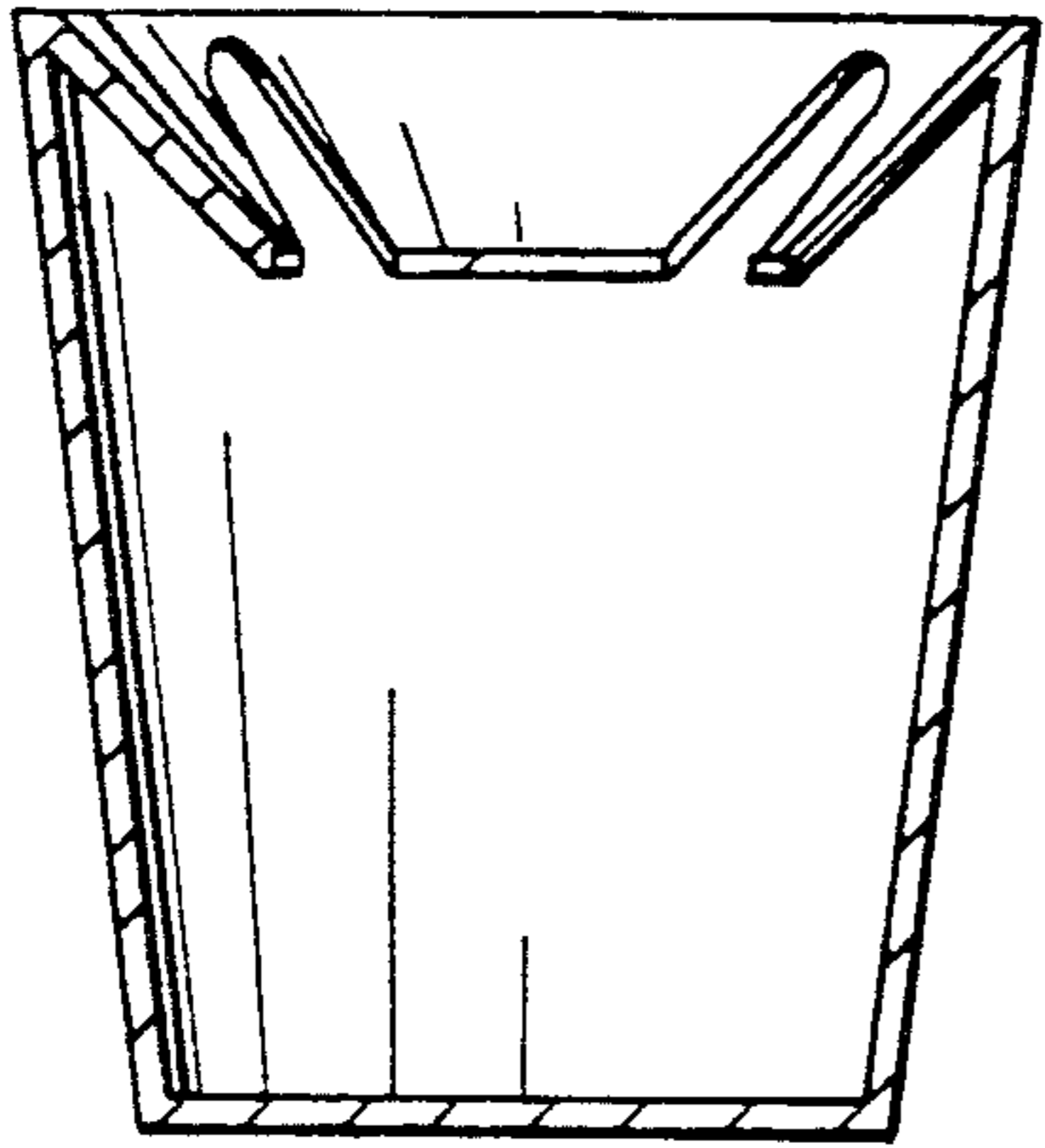


FIG. 5

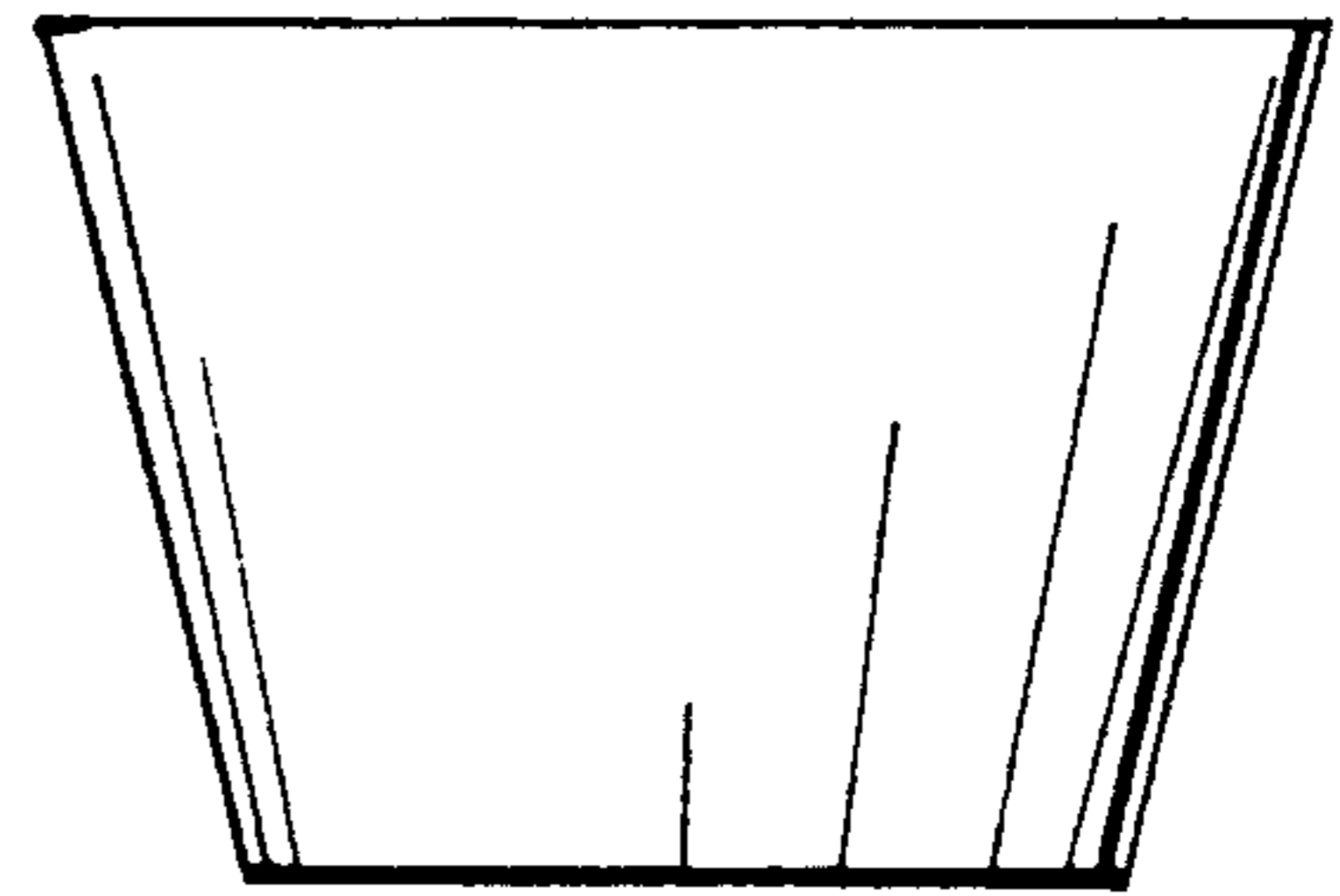


FIG. 6




FIG. 7