



US00D327225S

United States Patent [19]

[11] Patent Number: **Des. 327,225**

Crocco

[45] Date of Patent: **** Jun. 23, 1992**

[54] **WRISTWATCH**

[76] Inventor: **Carlo Crocco, MDM SA, Genève, 12 place Cornavin, 1211 Geneve 1, Switzerland**

[**] Term: **14 Years**

[21] Appl. No.: **391,360**

[22] Filed: **Aug. 8, 1989**

[30] **Foreign Application Priority Data**

Mar. 15, 1989 [XH] Hague DM/013094

[52] U.S. Cl. **D10/32; D10/30**

[58] Field of Search **D10/1-40, D10/122-132; 368/276-277, 280-282, 285; D11/1-4**

[56] **References Cited**

U.S. PATENT DOCUMENTS

D. 301,986 7/1989 Hysek D10/32

OTHER PUBLICATIONS

Swiss Watch & Jewelry Journal Feb. 1987-618-Watch at Center.

European Jeweler (u.z.)-Apr. 1983 p.189 -Watch at center.

Jewelers-Circular-Keystone-Sep. 1983-p. 125-Watch at bottom left.

Hong Kong Enterprise Oct. 1981-p. 195-Watch at bottom right.

Primary Examiner-Nelson C. Holtje
Attorney, Agent, or Firm-McGlew & Tuttle

[57] **CLAIM**

The ornamental design for a wristwatch, as shown and described.

DESCRIPTION

FIG. 1 is a top plan view of a wristwatch showing my new design;

FIG. 2 is a bottom plan view thereof;


FIG. 3 is a front elevational view thereof;

FIG. 4 is a rear elevational view thereof;

FIG. 5 is a left side elevational view thereof; and,

FIG. 6 is a right side elevational view thereof.

In all figures, the band ends are shown broken away to indicate that the ends form a continuous circle of indeterminate length.






FIG. 1

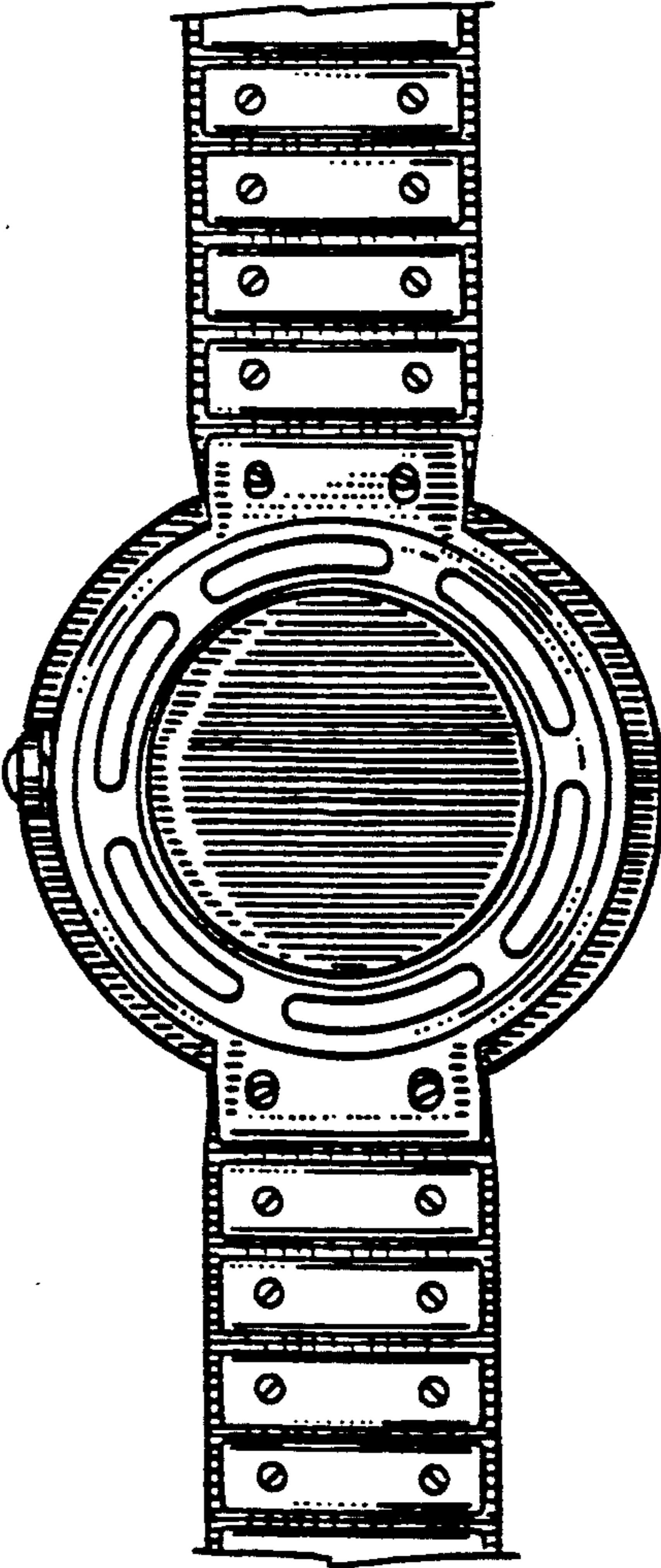


FIG. 2

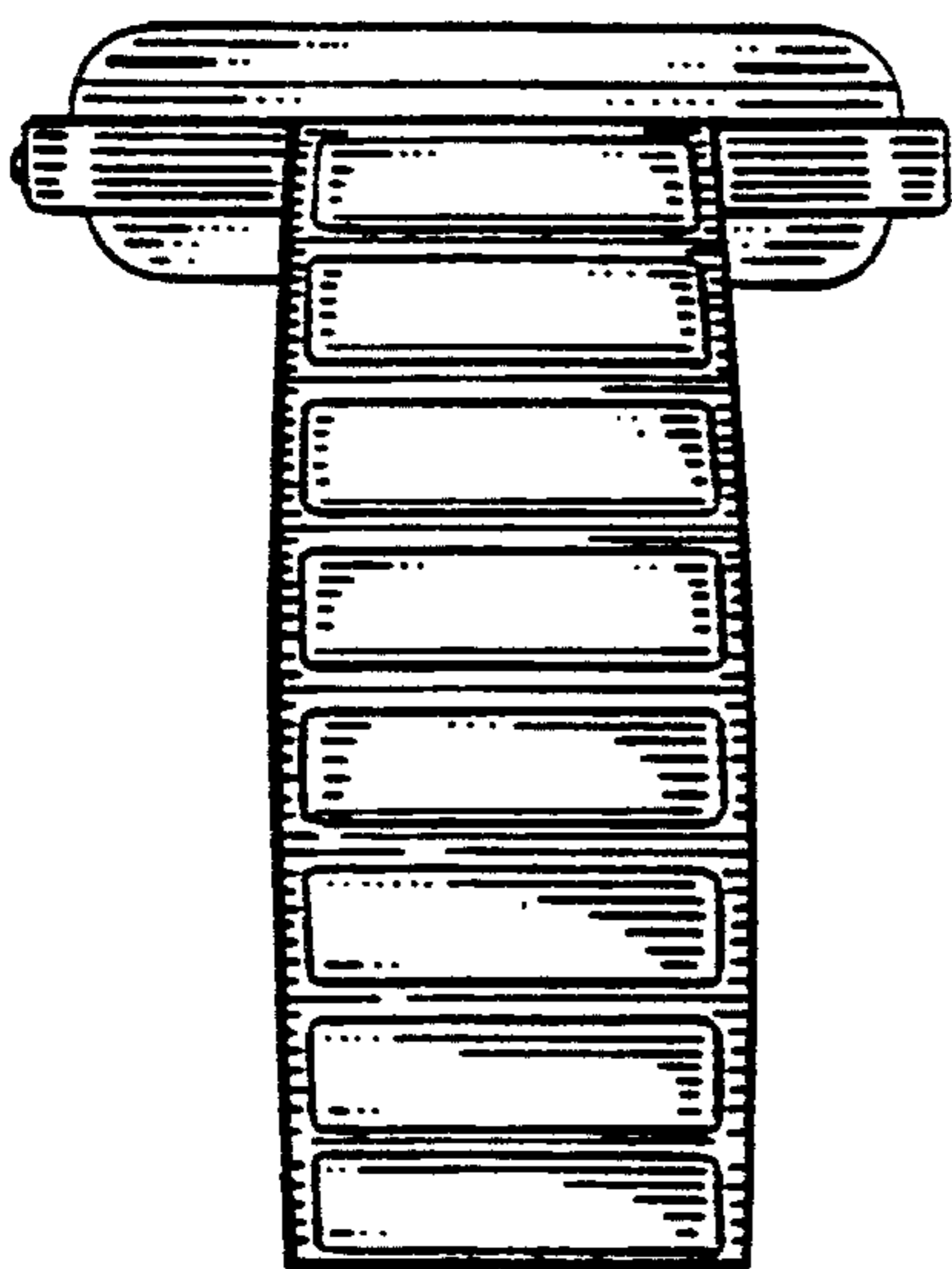


FIG. 3

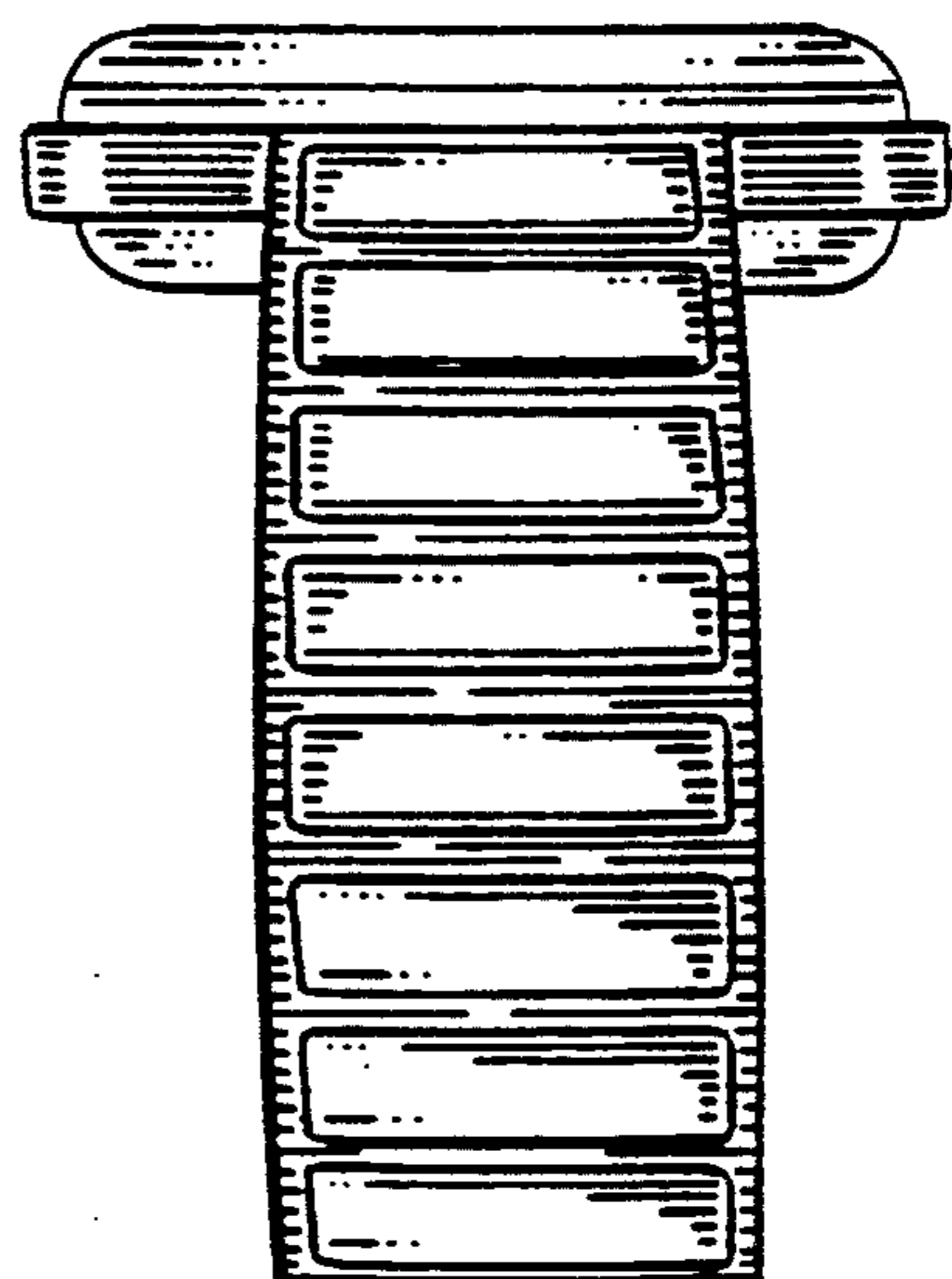


FIG. 4




FIG. 5




FIG. 6