



US00D327217S

# United States Patent [19]

[11] Patent Number: **Des. 327,217**

Wallace

[45] Date of Patent: **\*\* Jun. 23, 1992**

[54] **PACKAGE FOR COMPRESSIBLE MATERIAL**

### FOREIGN PATENT DOCUMENTS

[75] Inventor: **Keith Wallace, Corunna, Canada**

2208986 8/1973 Fed. Rep. of Germany ..... 383/9  
3242510 5/1984 Fed. Rep. of Germany ..... 383/9

[73] Assignee: **Fiberglas Canada Inc., Sarnia, Canada**

*Primary Examiner*—Bernard Ansher  
*Assistant Examiner*—C. Tuttle  
*Attorney, Agent, or Firm*—Dennison, Meserole, Pollack & Scheiner

[\*\*] Term: **14 Years**

### [57] CLAIM

[21] Appl. No.: **133,443**

The ornamental design for a package for compressible material, as shown and described.

[22] Filed: **Dec. 15, 1987**

### DESCRIPTION

### [30] Foreign Application Priority Data

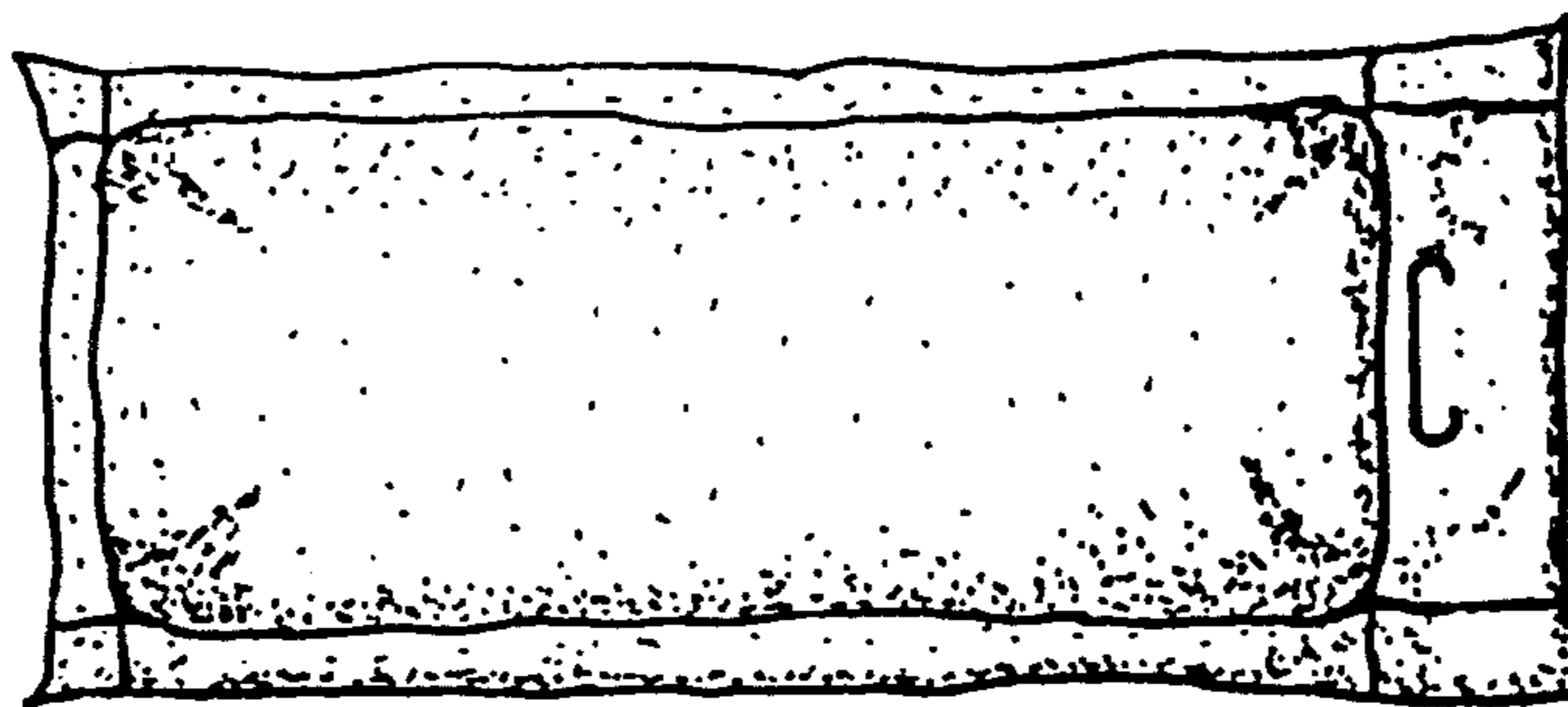
Sep. 21, 1987 [CA] Canada ..... 2109875  
[52] U.S. Cl. .... **D9/305**  
[58] Field of Search ..... D9/305, 306, 414, 415,  
D9/426, 425; 383/9, 907; 229/87.01, 87.04,  
DIG. 6; 206/484, 497

FIG. 1 is a top plan view of a package for compressible material showing my new design;  
FIG. 2 is a left side elevational view thereof;  
FIG. 3 is a right side elevational view thereof;  
FIG. 4 is a bottom plan view thereof;  
FIG. 5 is a front end elevational view thereof;  
FIG. 6 is a rear end elevational view thereof;  
FIG. 7 is a top plan view of a second modified embodiment, the side opposite being a mirror image of the side shown;  
FIG. 8 is a top plan view of a third modified embodiment, the side opposite being a mirror image of the side shown; and,  
FIG. 9 is a top plan view of a fourth modified embodiment, the side opposite being a mirror image of the side shown.

### [56] References Cited

#### U.S. PATENT DOCUMENTS

1,607,626 11/1926 Hopkinson ..... 206/484 X  
3,348,760 10/1967 Hinsken et al. .... 383/9  
3,383,017 5/1968 Krings ..... 383/907 X  
3,681,092 8/1972 Titchenal et al. .... 206/497 X  
3,732,661 5/1973 Goldberger et al. .... 383/16 X






FIG. 1



FIG. 2

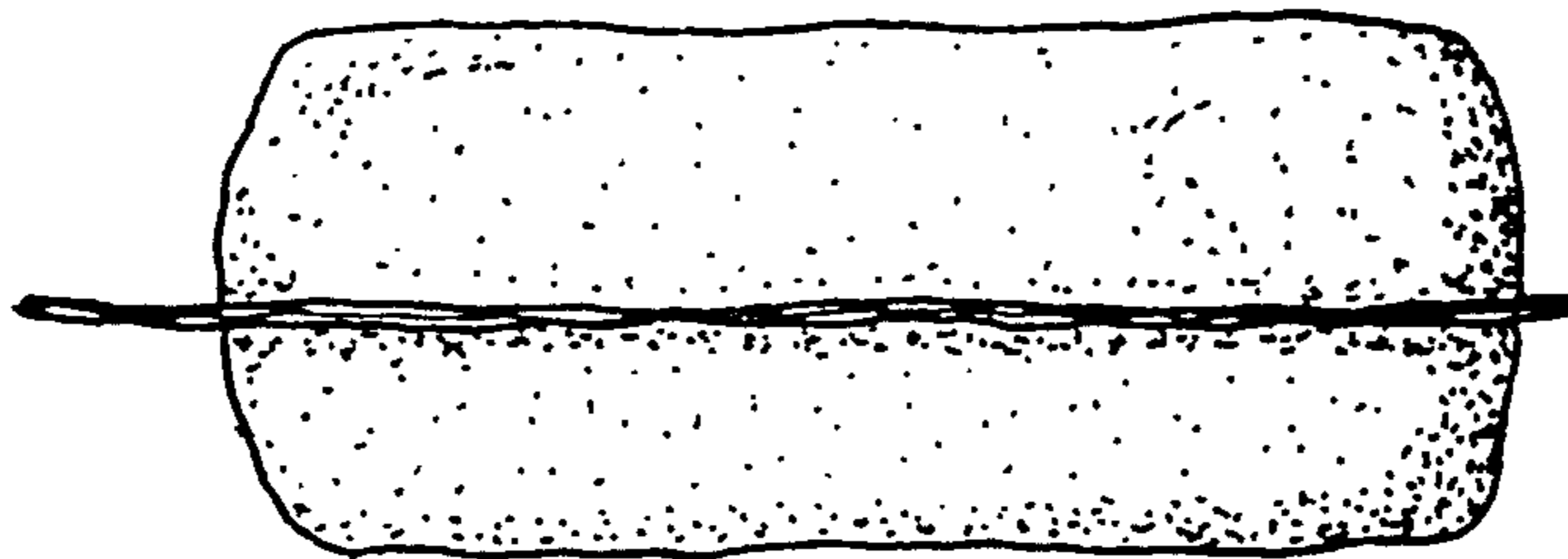


FIG. 3




FIG. 4

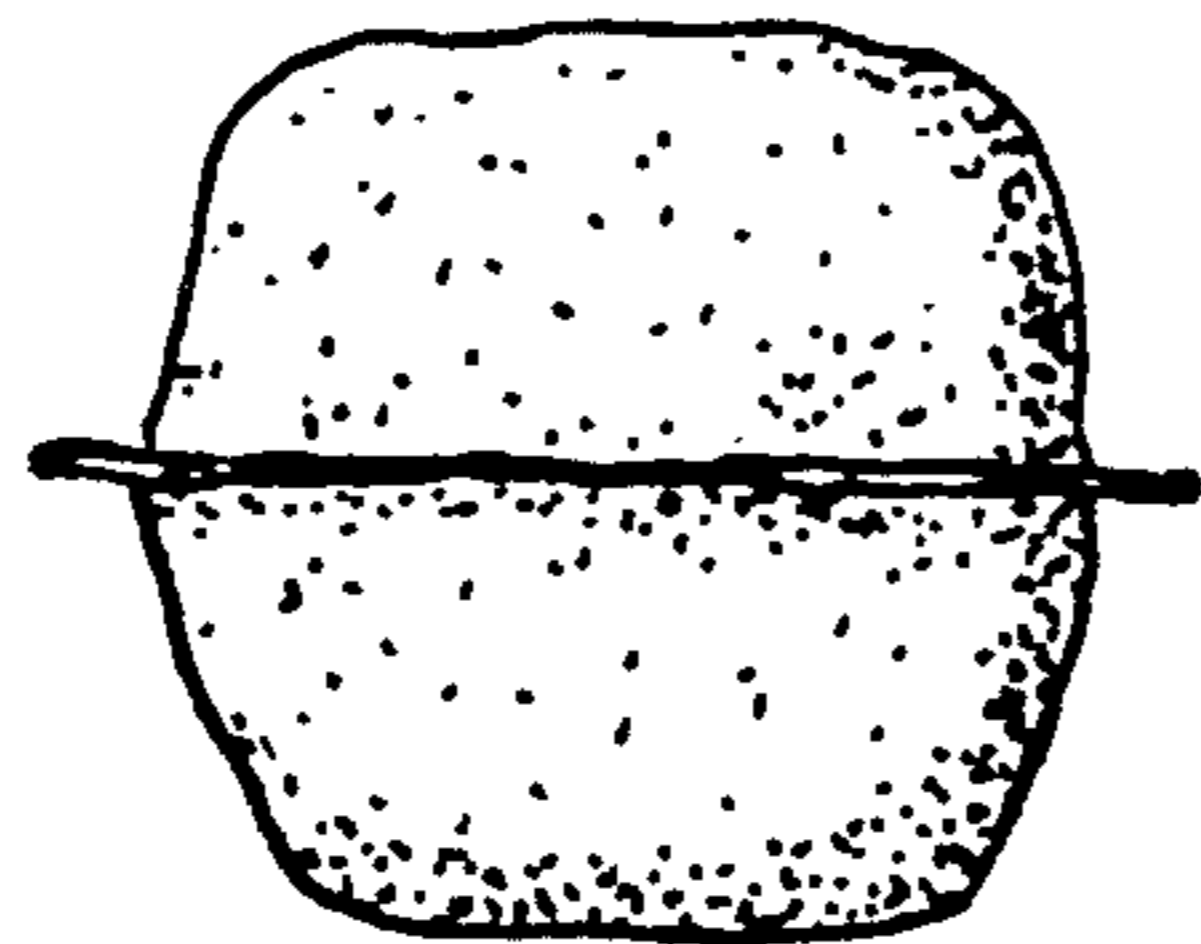


FIG 5

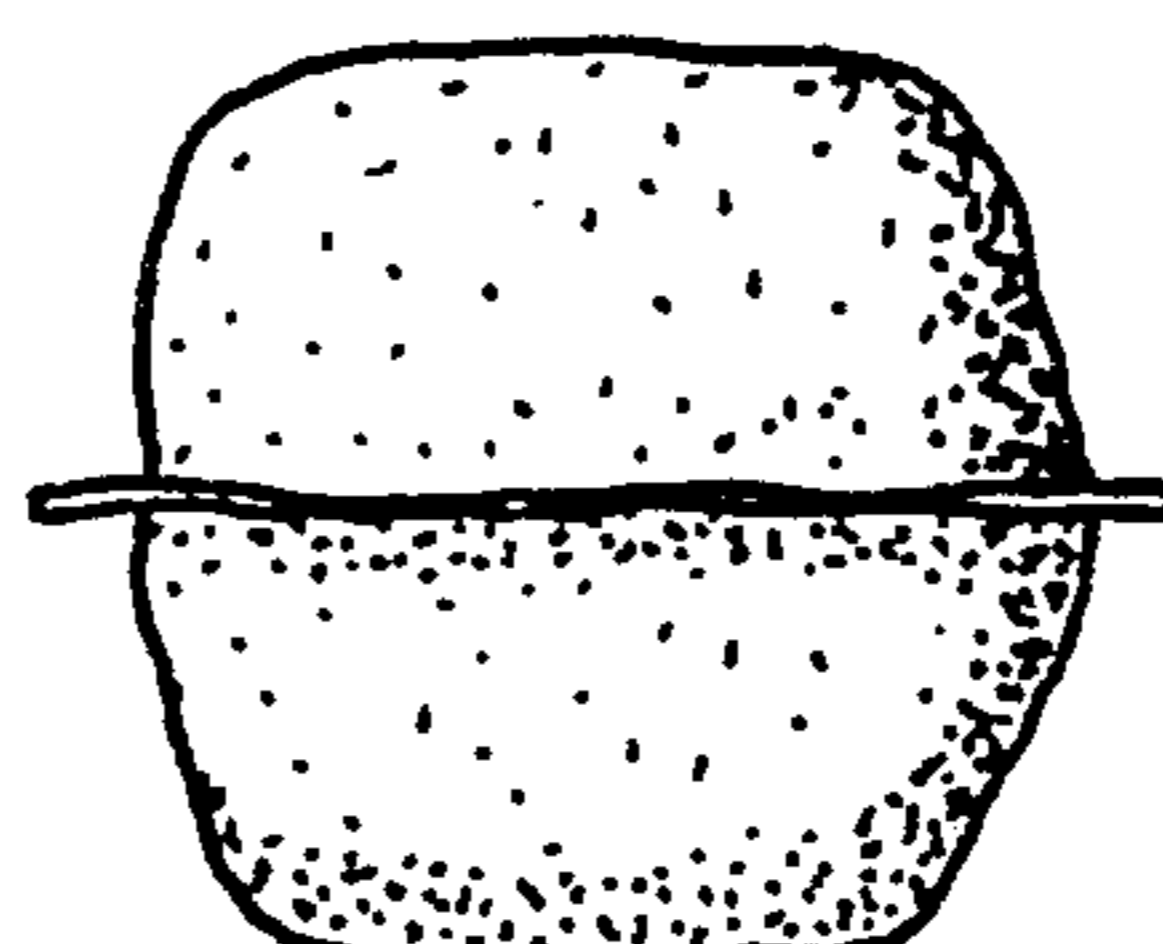


FIG. 6




FIG. 7




FIG. 8



FIG. 9