



US00D327208S

United States Patent [19]

[11] Patent Number: **Des. 327,208**

Wehling

[45] Date of Patent: **** Jun. 23, 1992**

[54] **COMBINATION TOOL**

[76] Inventor: **Mark P. Wehling, 584 Lakeview Cir.,
New Braunfels, Tex. 78130**

[**] Term: **14 Years**

[21] Appl. No.: **379,148**

[22] Filed: **Jul. 13, 1989**

[52] U.S. Cl. **D8/55**

[58] Field of Search **D8/21, 22, 26, 52, 55,
D8/105; 7/127, 137, 139, 145**

[56] **References Cited**

U.S. PATENT DOCUMENTS

D. 57,394	3/1921	Swihart	D8/55
D. 59,774	11/1921	Rice	D8/52
D. 135,759	6/1943	Wiljamaa	D8/55
D. 136,188	8/1943	Payne	D8/22
D. 142,867	11/1945	Johnson	D8/52
D. 150,156	7/1948	Neil	D8/22
D. 192,449	3/1962	Shore	D8/58
D. 203,699	2/1966	Olney	D8/55
D. 255,539	6/1980	Graham	D8/26 X
D. 258,411	3/1981	Futami	D8/105
D. 274,032	5/1984	Lai	D8/55

D. 281,216	11/1985	Cutliff	D8/26
D. 283,198	4/1986	Sipotz	D8/52 X
803,512	10/1905	Scott, Jr.	7/137
876,963	1/1908	Hoak	7/137
1,522,695	1/1925	Noreen	7/139
2,819,633	1/1958	Boehnke	7/127 X
3,946,453	3/1976	Torres	7/127
4,913,668	4/1990	Chamberlain	7/139

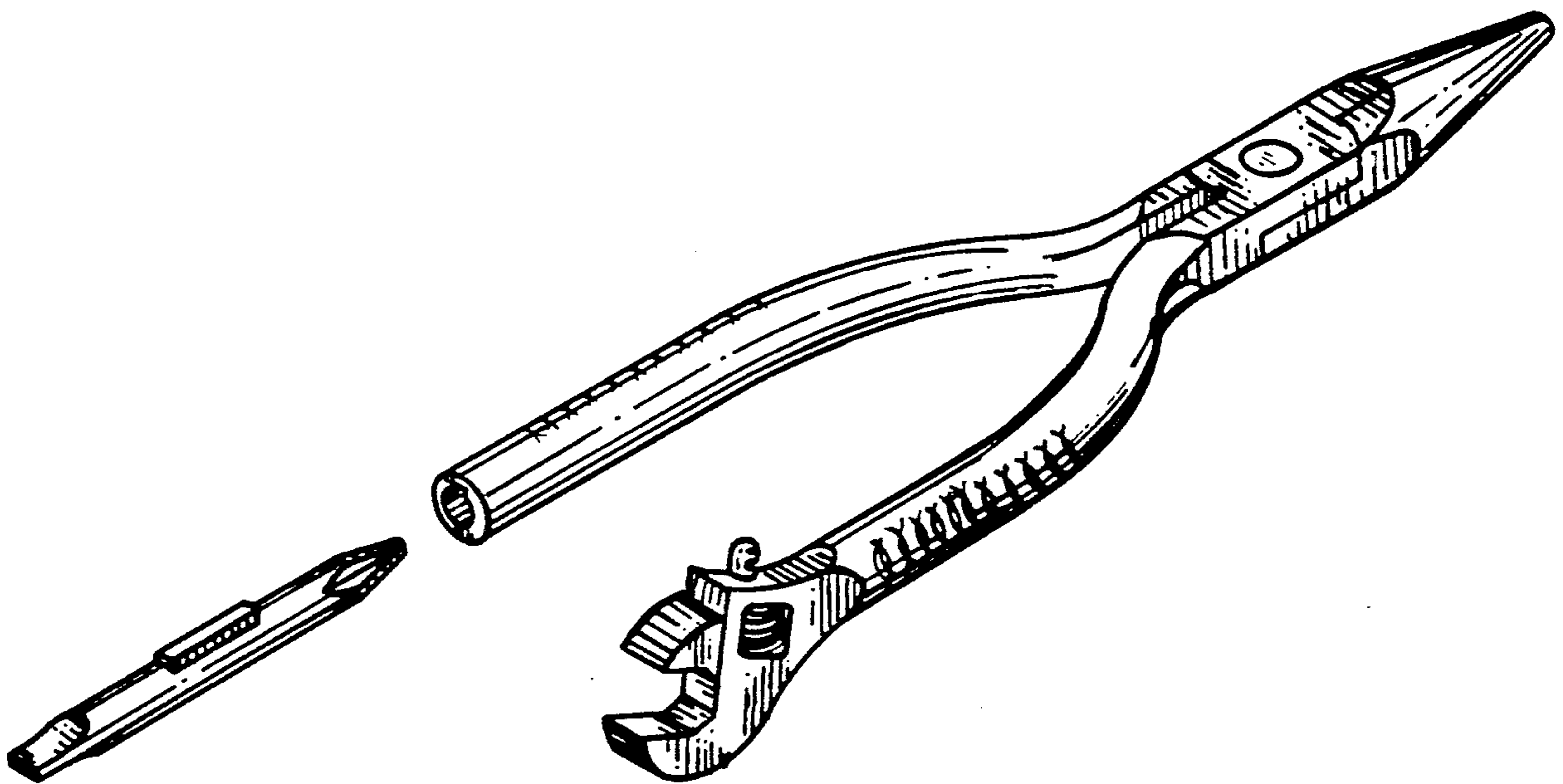
Primary Examiner—Theodore M. Shooman
Assistant Examiner—Philip S. Hyder
Attorney, Agent, or Firm—Terry M. Gernstein

[57] **CLAIM**

The ornamental design for a combination tool as shown and described.

DESCRIPTION

FIG. 1 is a perspective view of a combination tool showing my design; in an exploded state;
FIG. 2 is a front elevational view thereof, in an assembled state;
FIG. 3 is a top plan view of FIG. 2;
FIG. 4 is a left side elevational view of FIG. 2;
FIG. 5 is a right side elevational view of FIG. 2;
FIG. 6 is a bottom plan view of FIG. 2; and,
FIG. 7 is a rear elevational view of FIG. 2.



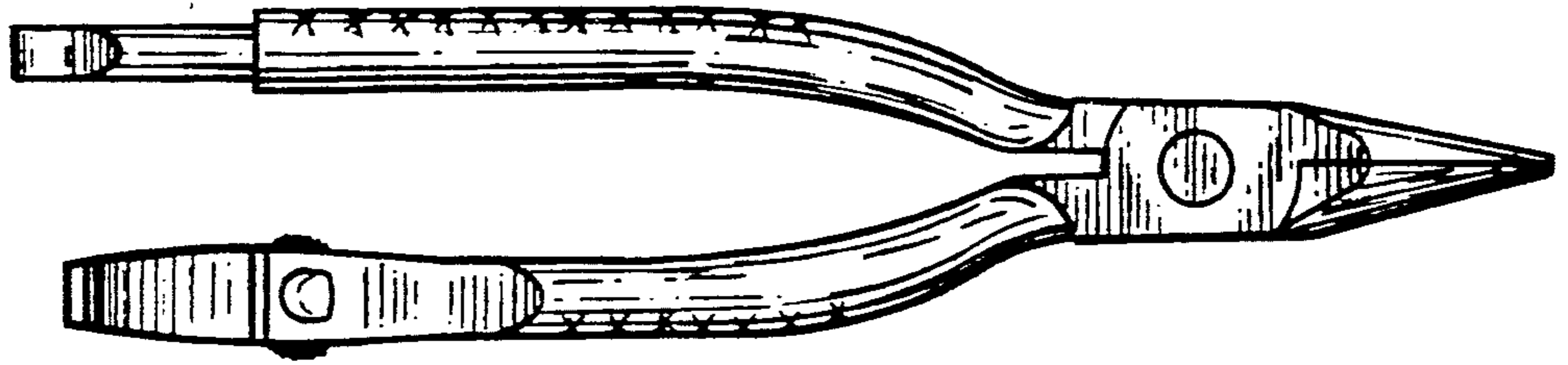


FIG. 3

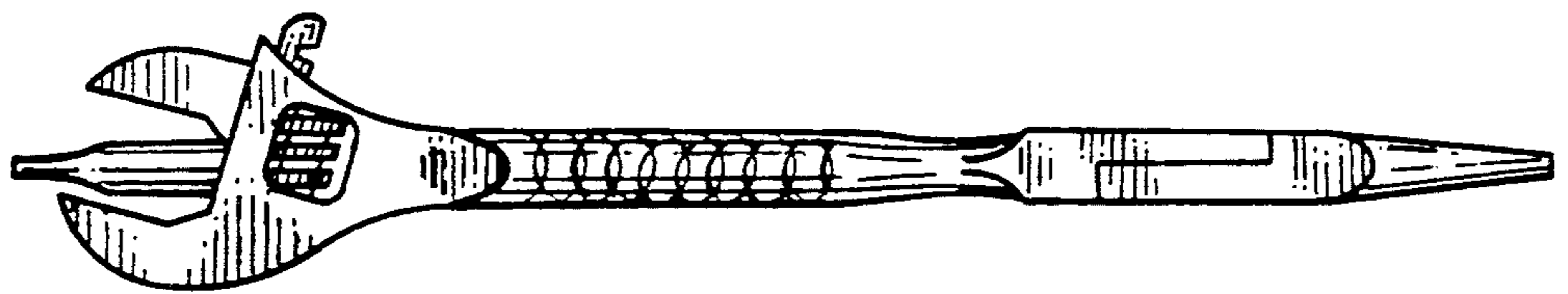


FIG. 2

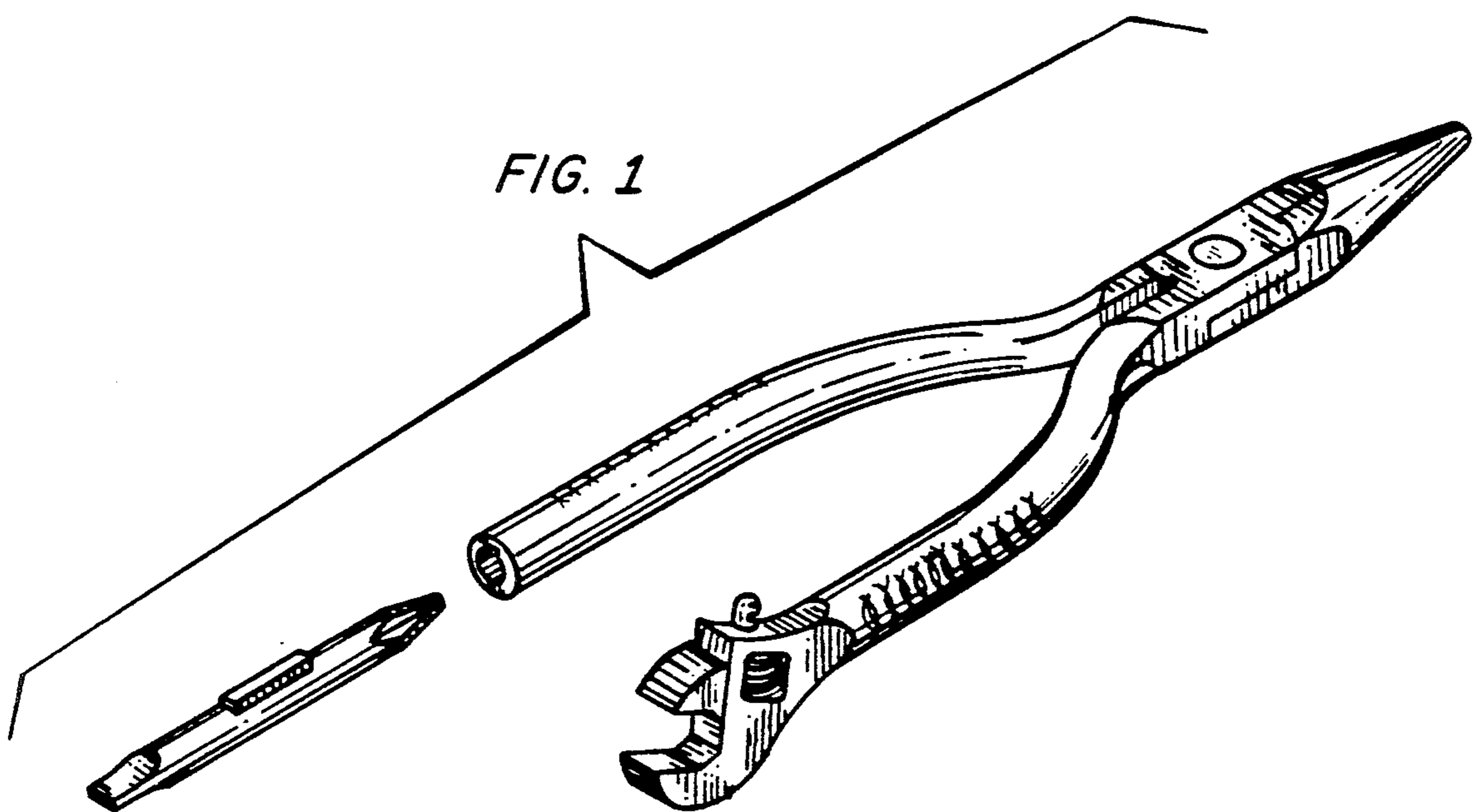


FIG. 1




FIG. 4

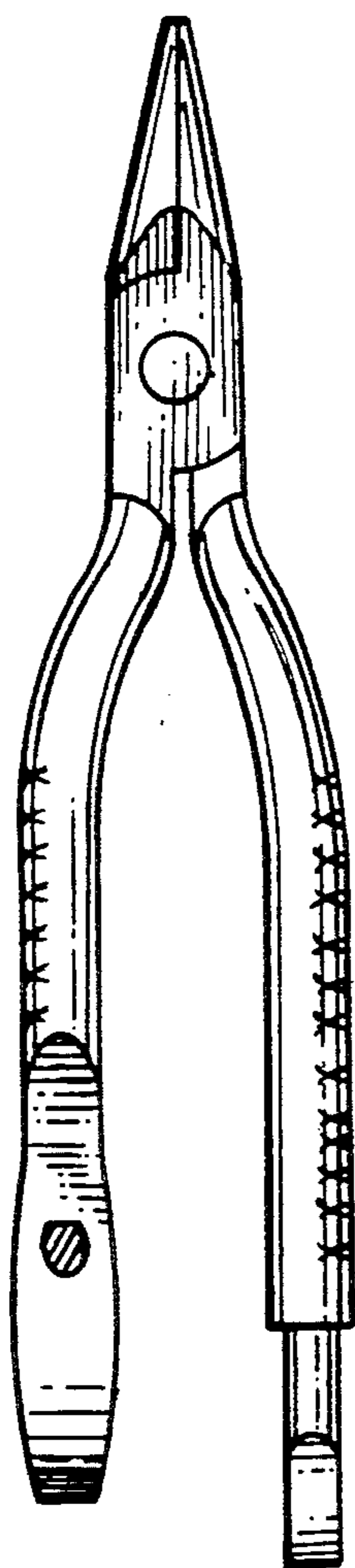


FIG. 6

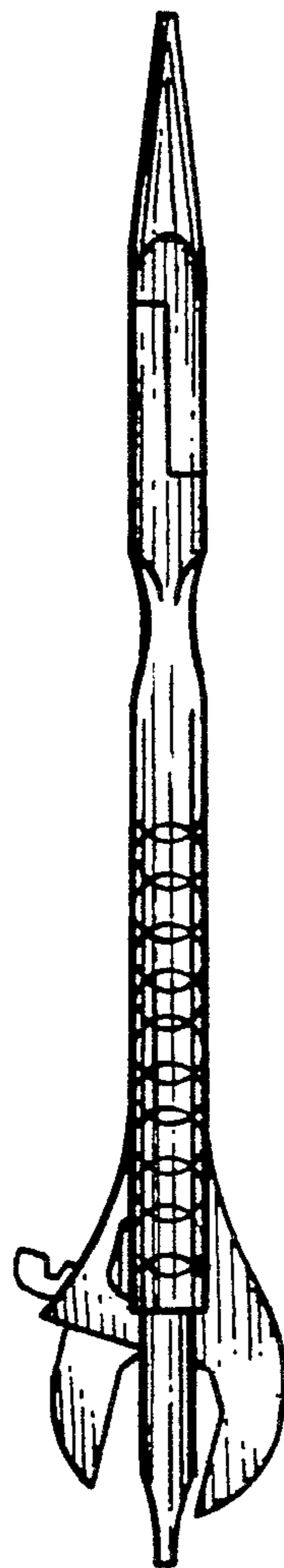


FIG. 7




FIG. 5