



US00D327204S

United States Patent [19]

[11] Patent Number: Des. 327,204

Hunt

[45] Date of Patent: ** Jun. 23, 1992

[54] COMBINATION LADLE AND SPATULA

[76] Inventor: Charles L. Hunt, 19178 Santa Fe Trail, Leavenworth, Kans. 66048

[**] Term: 14 Years

[21] Appl. No.: 484,635

[22] Filed: Feb. 26, 1990

[52] U.S. Cl. D7/692

[58] Field of Search D7/395, 647, 688, 691-692; 30/123, 136, 169, 324; 294/1.1, 7, 8, 51, 55

[56] **References Cited**

U.S. PATENT DOCUMENTS

- D. 190,513 6/1961 Carroll et al. D7/692
- D. 309,700 8/1990 Goetz D7/692
- 3,161,430 12/1964 Wiman D7/688 X

FOREIGN PATENT DOCUMENTS

- 1251207 5/1953 France 294/8
- 954117 3/1962 United Kingdom 294/7

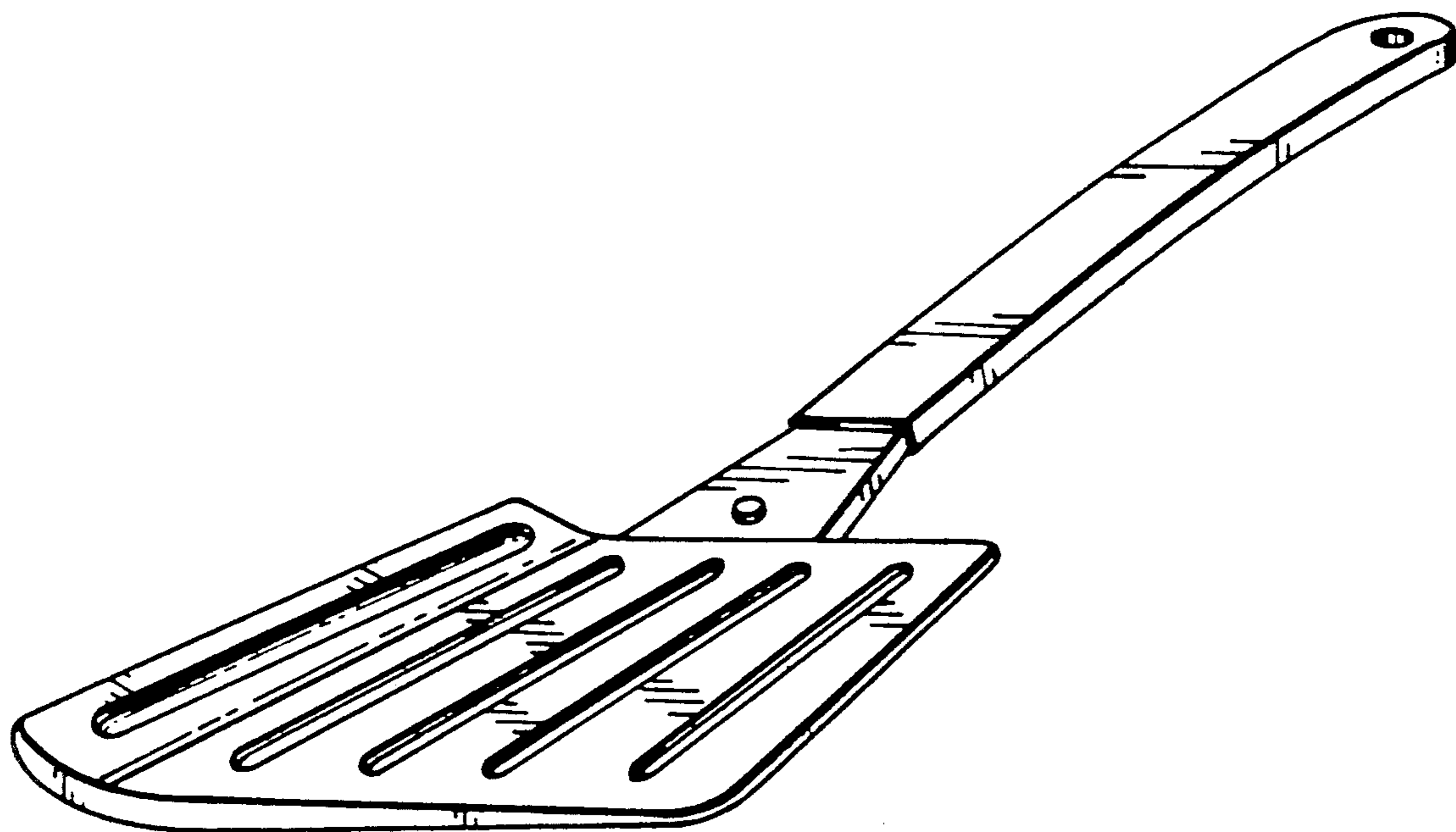
Primary Examiner—Terry A. Pfeffer
Attorney, Agent, or Firm—Litman, McMahon & Brown

[57] **CLAIM**

The ornamental design for a combination ladle and spatula, as shown and described.

DESCRIPTION

FIG. 1 is a top, front, left side perspective view of a combination ladle and spatula, showing my new design; FIG. 2 is a left side elevational view thereof; FIG. 3 is a right side elevational view thereof; FIG. 4 is a top plan view thereof; FIG. 5 is a bottom plan view thereof; FIG. 6 is a front elevational view thereof; and, FIG. 7 is a rear elevational view thereof.



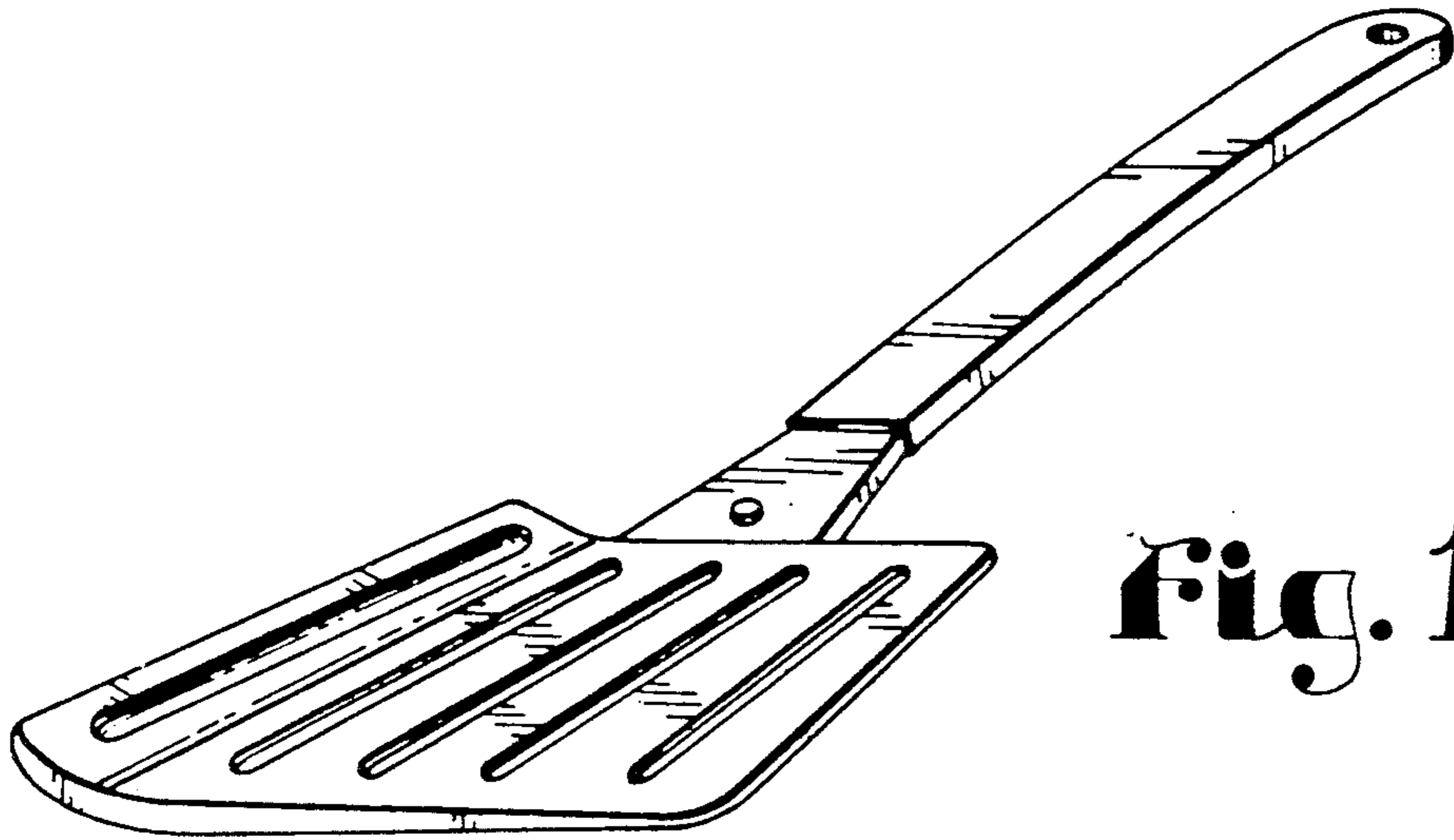


Fig. 1.

Fig. 2.




Fig. 3.

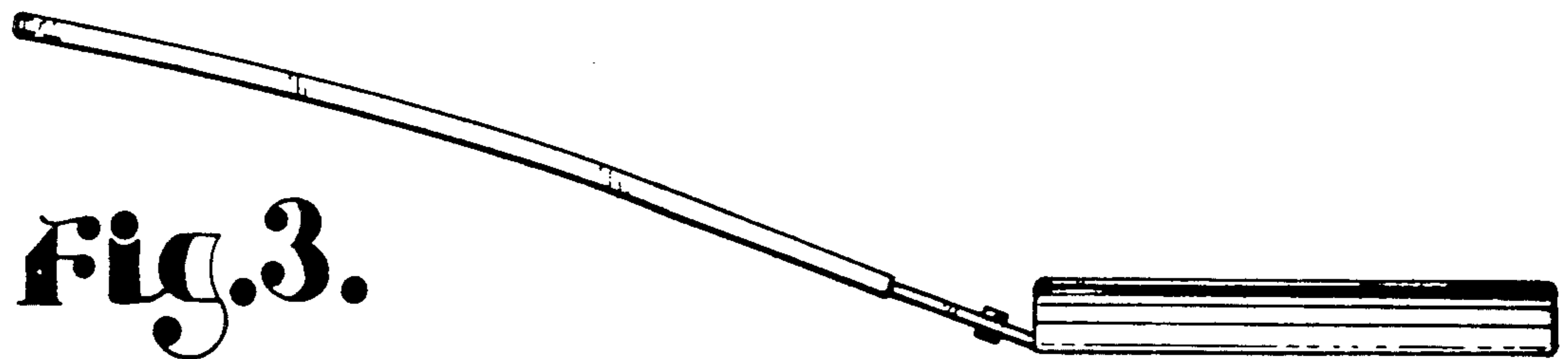
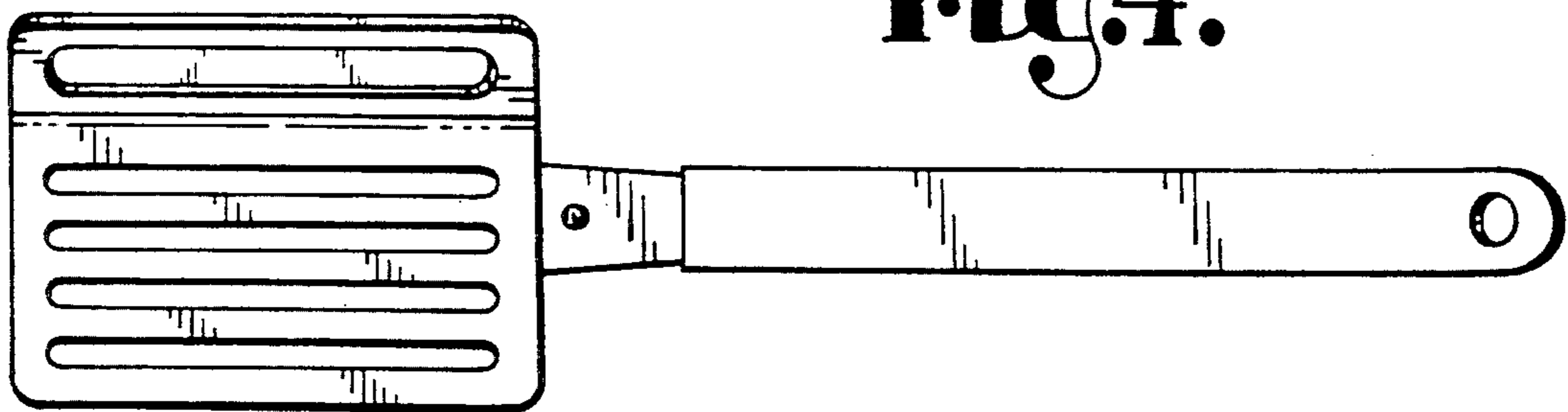


Fig. 4.






Fig. 5.




Fig. 6.

Fig. 7.

