



US00D327183S

# United States Patent [19]

[11] Patent Number: **Des. 327,183**

Meyer

[45] Date of Patent: **\*\* Jun. 23, 1992**

[54] **AUTOMOBILE CASSETTE TAPE  
CARTRIDGE HOLDER**

D. 261,011	9/1981	Brown .....	D19/90
D. 262,679	1/1982	Lewis, Jr. ....	D6/407
D. 268,119	3/1983	Evenson .....	D19/90 X
3,146,041	8/1964	Lambert .....	312/10
4,708,408	11/1987	Kenyon .....	312/9

[76] Inventor: **Farrell K. Meyer**, 9809 Winterwood Way, Sacramento, Calif. 95827

[\*\*] Term: **14 Years**

*Primary Examiner*—Donald P. Walsh  
*Assistant Examiner*—Monica A. Hannon

[21] Appl. No.: **393,468**

[57] **CLAIM**

[22] Filed: **Aug. 14, 1989**

The ornamental design for a automobile cassette tape cartridge holder, as shown.

[52] U.S. Cl. .... **D6/407; D6/396;**  
D19/90; 312/9; 312/10

[58] Field of Search ..... **D6/407, 474; D19/90,**  
D19/91; D25/119; 211/13, 40; 248/205.3;  
312/9, 10, 11, 12, 194, 195

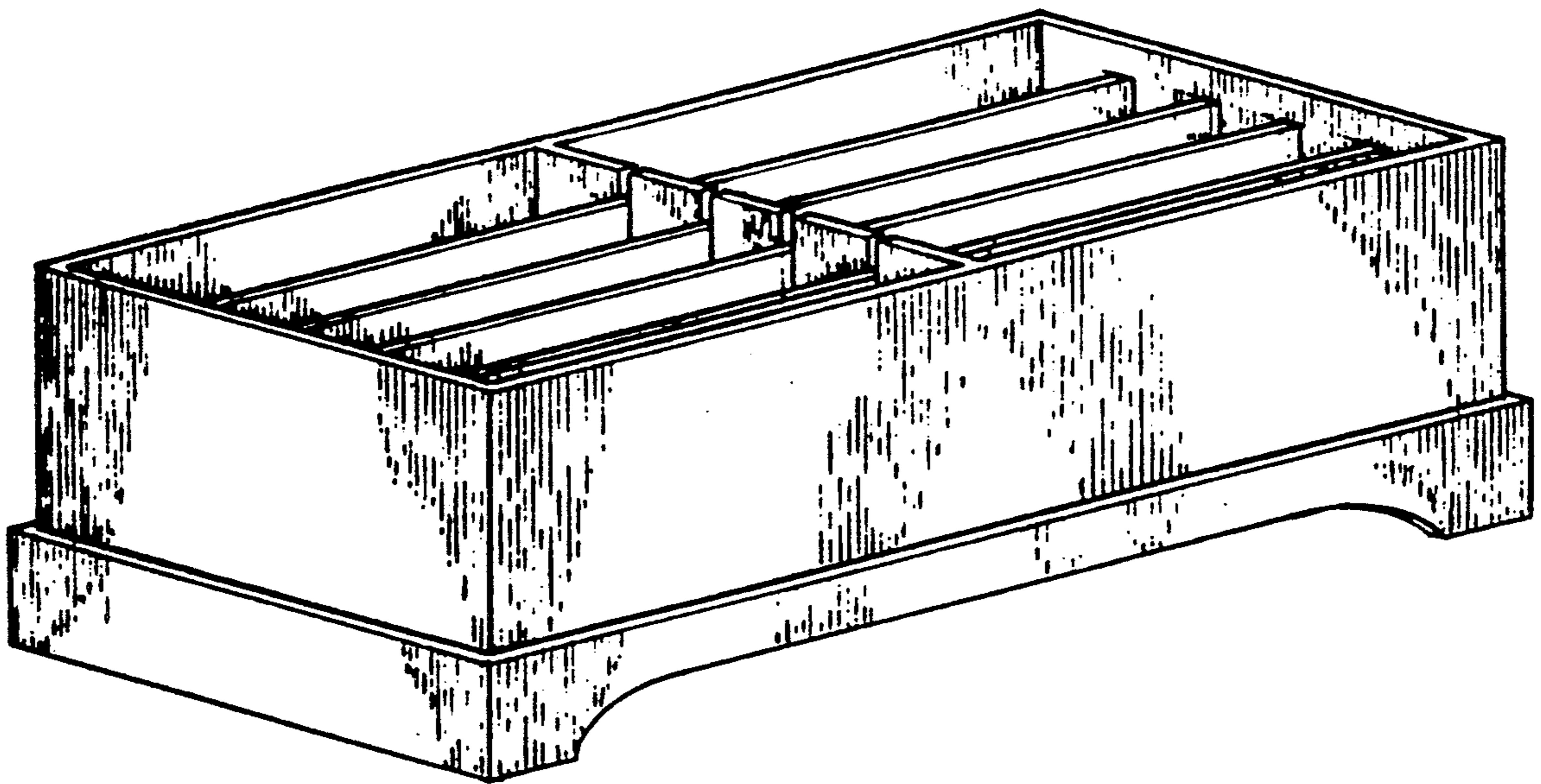
**DESCRIPTION**

[56] **References Cited**

FIG. 1 is a perspective view of a automobile cassette tape cartridge holder showing my new design; FIG. 2 is a right side elevational view thereof; FIG. 3 is a rear elevational view thereof; FIG. 4 is a top plan view thereof; and, FIG. 5 is a bottom plan view thereof.

**U.S. PATENT DOCUMENTS**

D. 190,260 5/1961 Neilson ..... D19/90 X



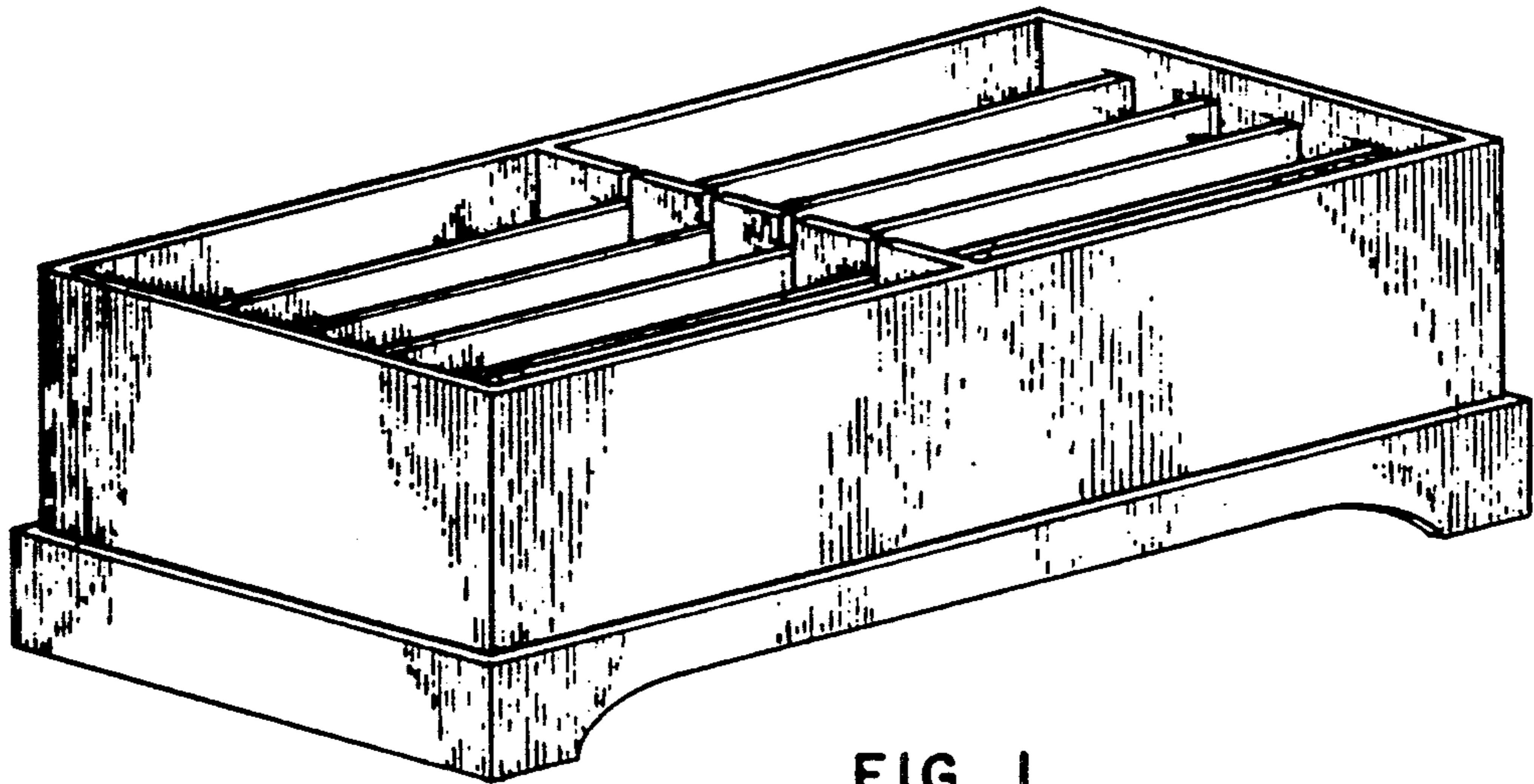


FIG. 1

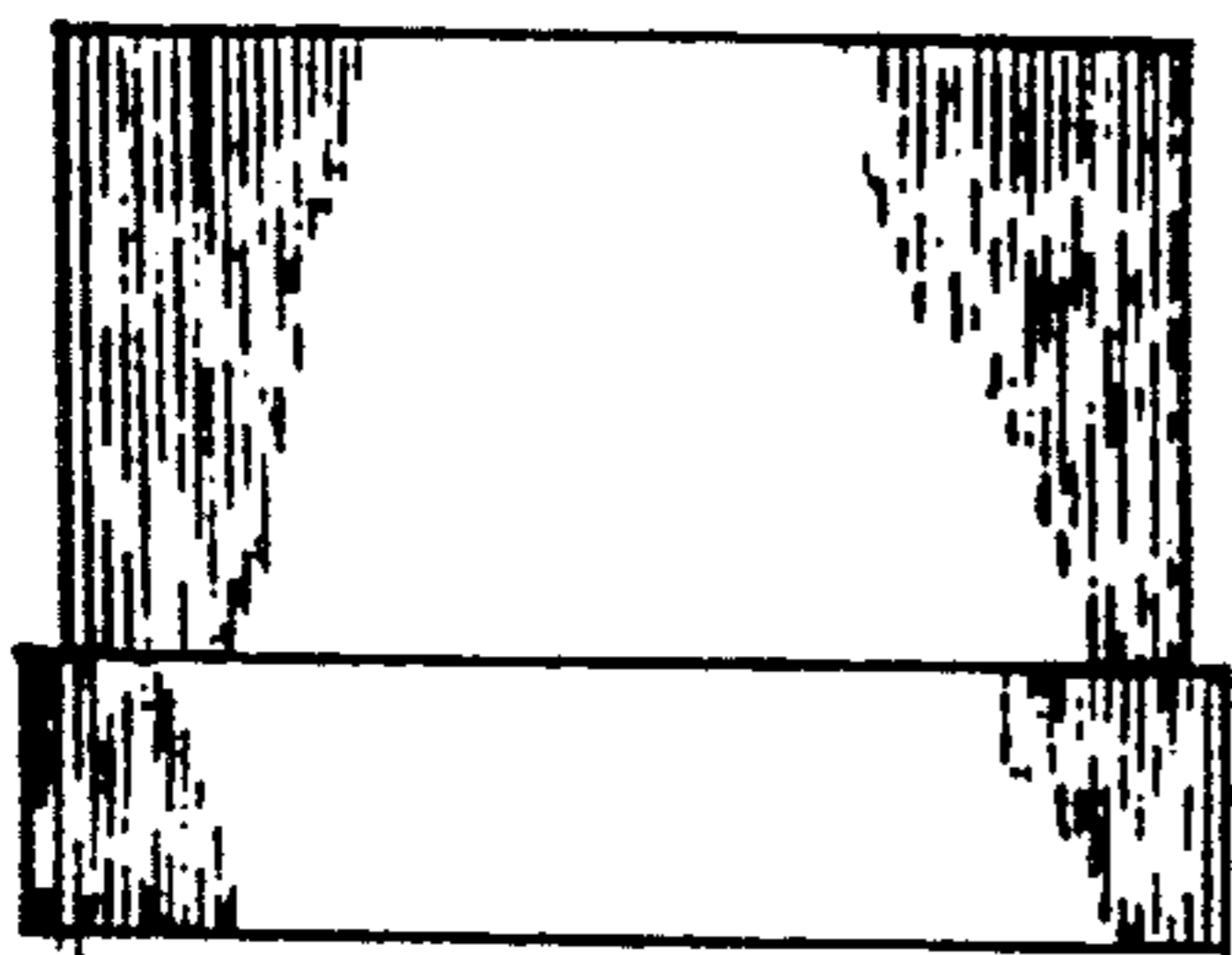


FIG. 2




FIG. 3




FIG. 4




FIG. 5