



US00D327173S

United States Patent [19]

[11] Patent Number: **Des. 327,173**

De Leu

[45] Date of Patent: **** Jun. 23, 1992**

[54] **WALL MOUNTED DISPLAY RACK FOR CLOTHING ACCESSORIES**

D. 262.589 1/1982 Gelles D6/411
D. 276.388 11/1984 Miller et al. D6/548
D. 297.492 9/1988 Secco D6/566

[75] Inventor: **Roland De Leu, Issy-les-Moulineaux, France**

OTHER PUBLICATIONS

Adler-Jones Co. S&S 1953, p. 16; Wire Utility Screen, #9CX2592, far left on page.

[73] Assignee: **Celine, Paris, France**

Ferrocrafi Cat. #76 p. 41; ceiling grill #CG-4 center on page.

[**] Term: **14 Years**

National Decorators Supply Co. Grid Systems, DWG 3 grid shelf #GS115 center right.

[21] Appl. No.: **467,761**

[22] Filed: **Jan. 19, 1990**

Primary Examiner—Carmen H. Vales-Lado

[30] **Foreign Application Priority Data**

Jul. 21, 1989 [FR] France 89 4710

[57] **CLAIM**

[52] U.S. Cl. **D6/317; D6/320; D6/410; D6/411; D6/462; D6/548; D6/566; D6/571**

The ornamental design for a wall mounted display rack for clothing accessories, as shown and described.

[58] Field of Search D6/409-415, D6/462-465, 552, 553, 566, 567, 569, 570, 571, 548, 317, 316, 320; 211/13, 133, 163; 223/97

DESCRIPTION

FIG. 1 is a front elevational view of a wall mounted display rack for clothing accessories showing my new design;

[56] **References Cited**

U.S. PATENT DOCUMENTS

D. 168.328 12/1952 Black D6/316
D. 210.671 4/1968 Jablonski D6/316
D. 253.450 11/1979 Butcher et al. D6/410

FIG. 2 is a right side elevational view thereof;

FIG. 3 is a left side elevational view thereof;

FIG. 4 is a bottom plan view thereof;

FIG. 5 is a top plan view thereof;

FIG. 6 is a rear elevational view thereof; and,

FIG. 7 is a perspective view thereof.

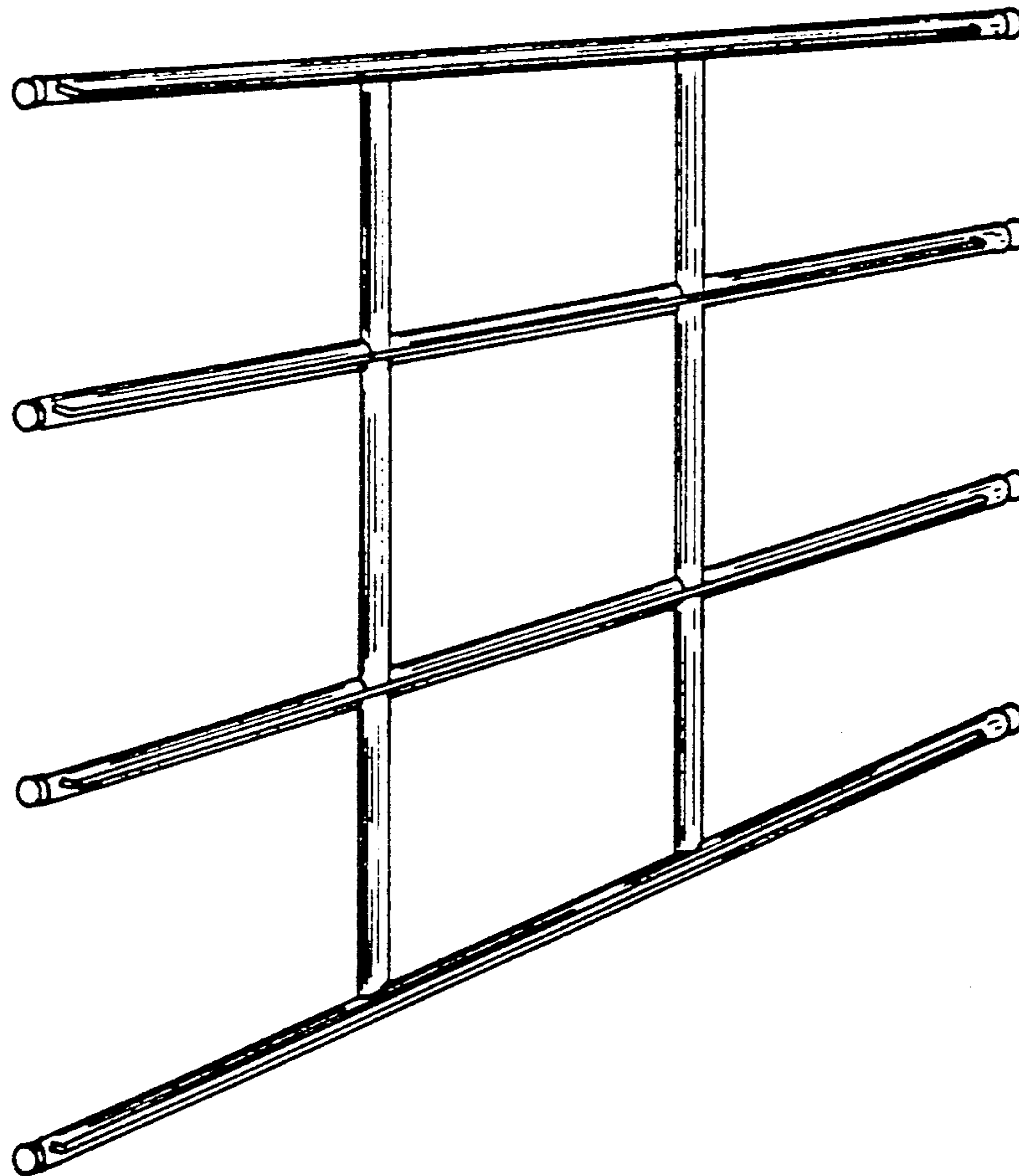


FIG. 4



FIG. 2



FIG. 1

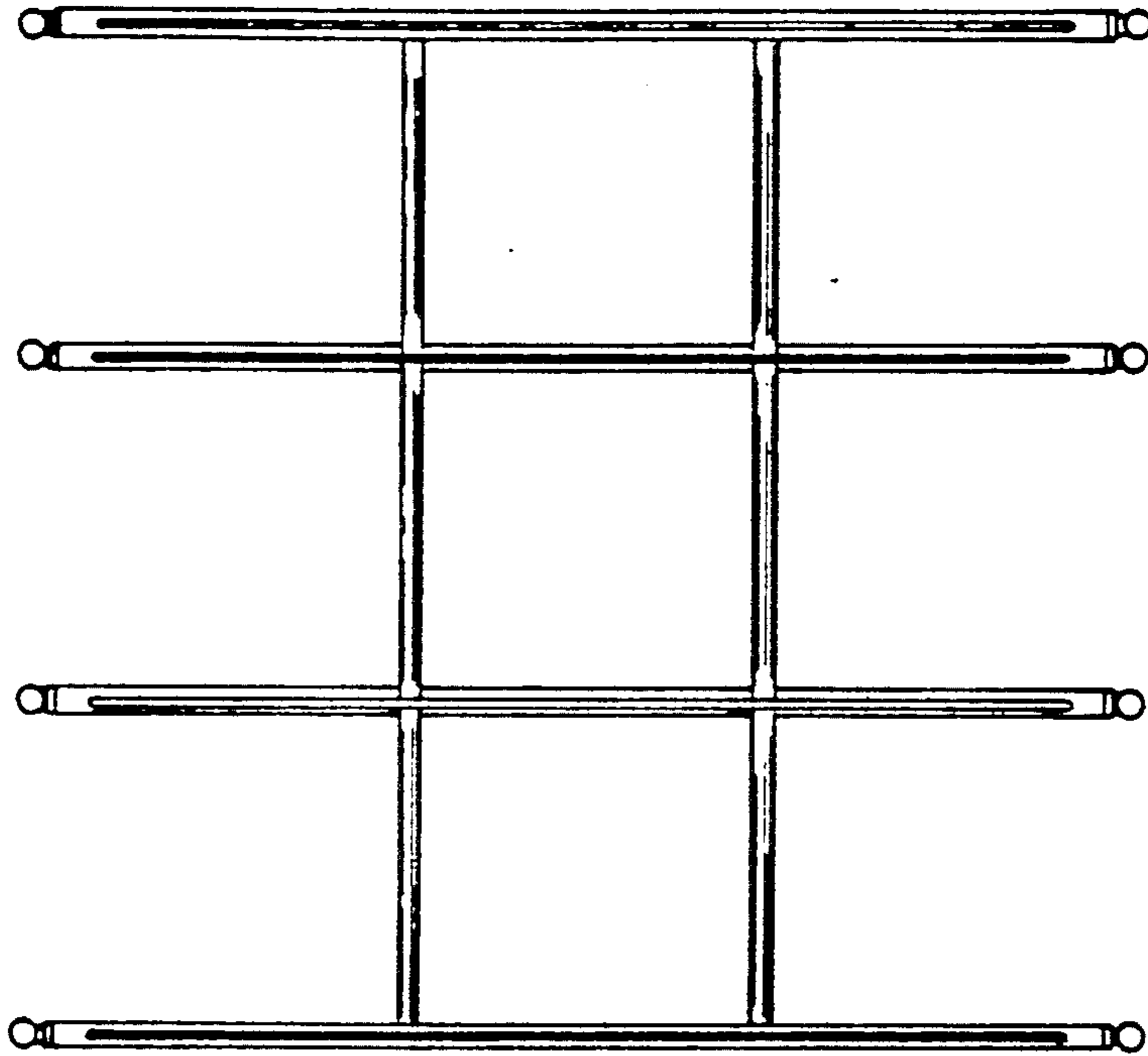



FIG. 3



FIG. 5



FIG. 6



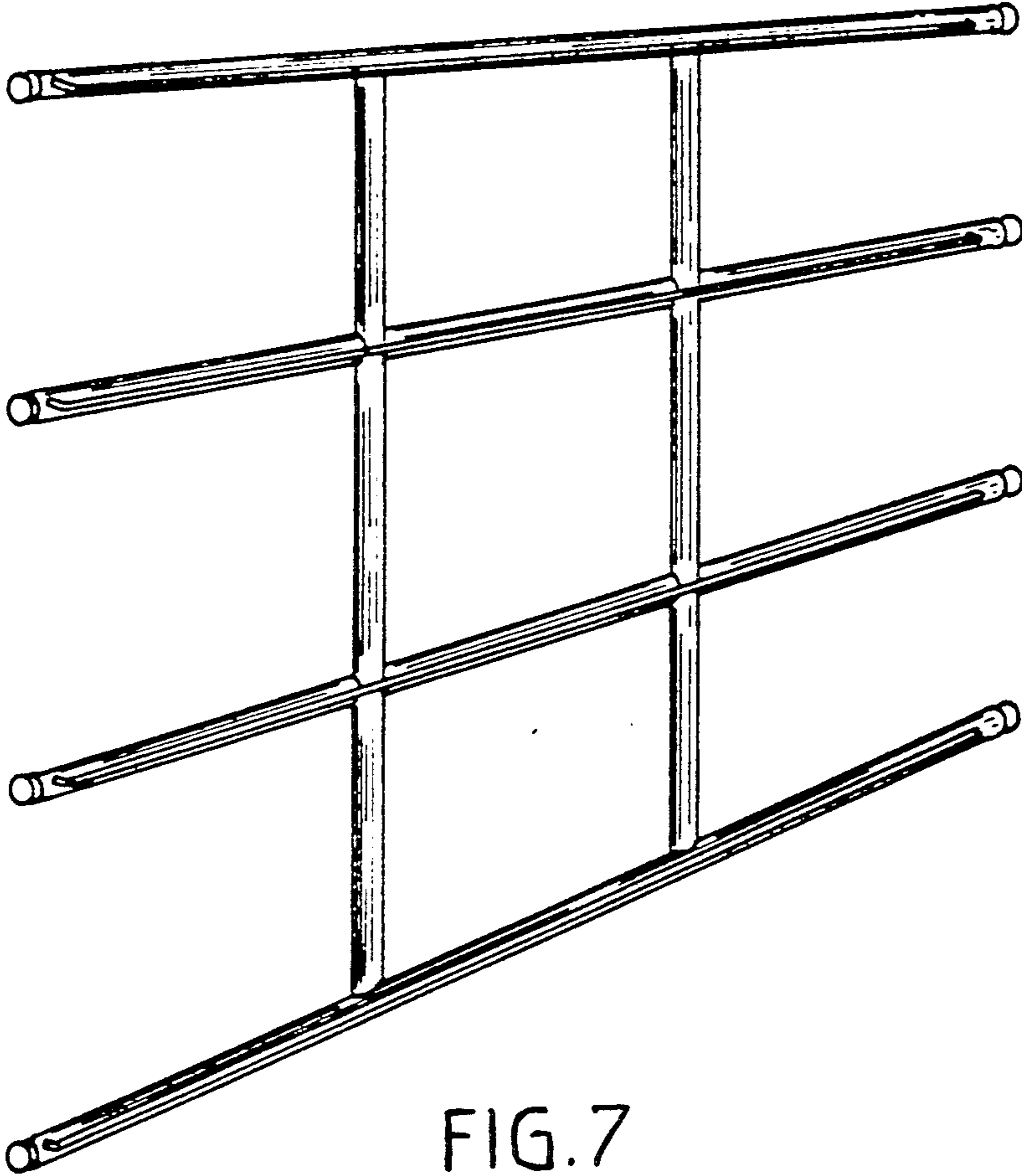


FIG. 7