



US00D327166S

United States Patent [19]

[11] Patent Number: **Des. 327,166**

Barker

[45] Date of Patent: **** Jun. 23, 1992**

[54] ILLUMINATED CLAMP HANDLE FOR AN UMBRELLA

Primary Examiner—Louis S. Zarfes

[76] Inventor: **R. Marshall Barker, 2233 Goodwood Blvd., Smyrna, Ga. 30080**

[57] **CLAIM**

The ornamental design for a illuminated clamp handle for an umbrella, as shown and described.

[**] Term: **14 Years**

DESCRIPTION

[21] Appl. No.: **561,512**

FIG. 1 is a perspective view of an illuminated clamp handle for an umbrella showing my new design;

[22] Filed: **Aug. 1, 1990**

FIG. 2 is a left side elevational view of the clamp handle of FIG. 1;

[52] U.S. Cl. **D3/13; D8/395; D26/38**

FIG. 3 is a right side elevational view of the clamp handle of FIG. 1;

[58] Field of Search **D3/1-17; D8/395; 135/15.1, 16, 19.5, 201, 25.4, 25.41, 65; D11/215; D26/37, 38, 46; 362/102**

FIG. 4 is a front elevational view of the clamp handle of FIG. 1;

[56] **References Cited**

U.S. PATENT DOCUMENTS

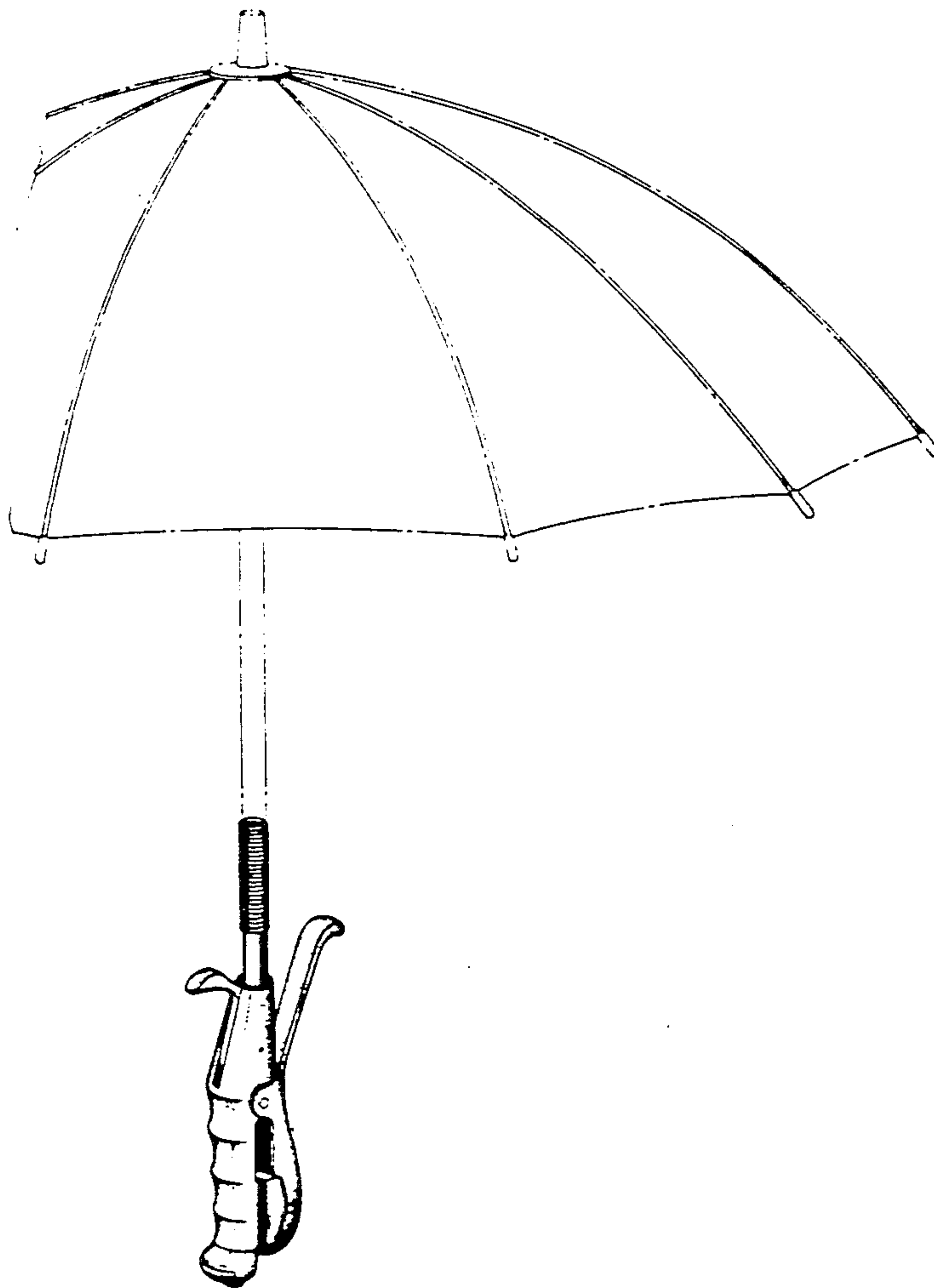
FIG. 5 is a rear elevational view of the clamp handle of FIG. 1;

D. 274,674	7/1984	Allen	D3/12
D. 304,165	10/1989	Mosley	D11/215 X
D. 314,664	2/1991	Bonanno	D3/13
D. 319,059	8/1991	Divine	D3/13
D. 322,390	12/1991	Nimtz et al.	D8/395
615,055	4/1898	Woods	D3/10 X
1,755,209	11/1930	Danner	135/65 X

FIG. 6 is a top plan view of the clamp handle of FIG. 1; and,

FIG. 7 is a bottom plan view of the clamp handle of FIG. 1.

The broken line showing of an umbrella in FIG. 1 is for illustrative purposes only and forms no part of the claimed design.



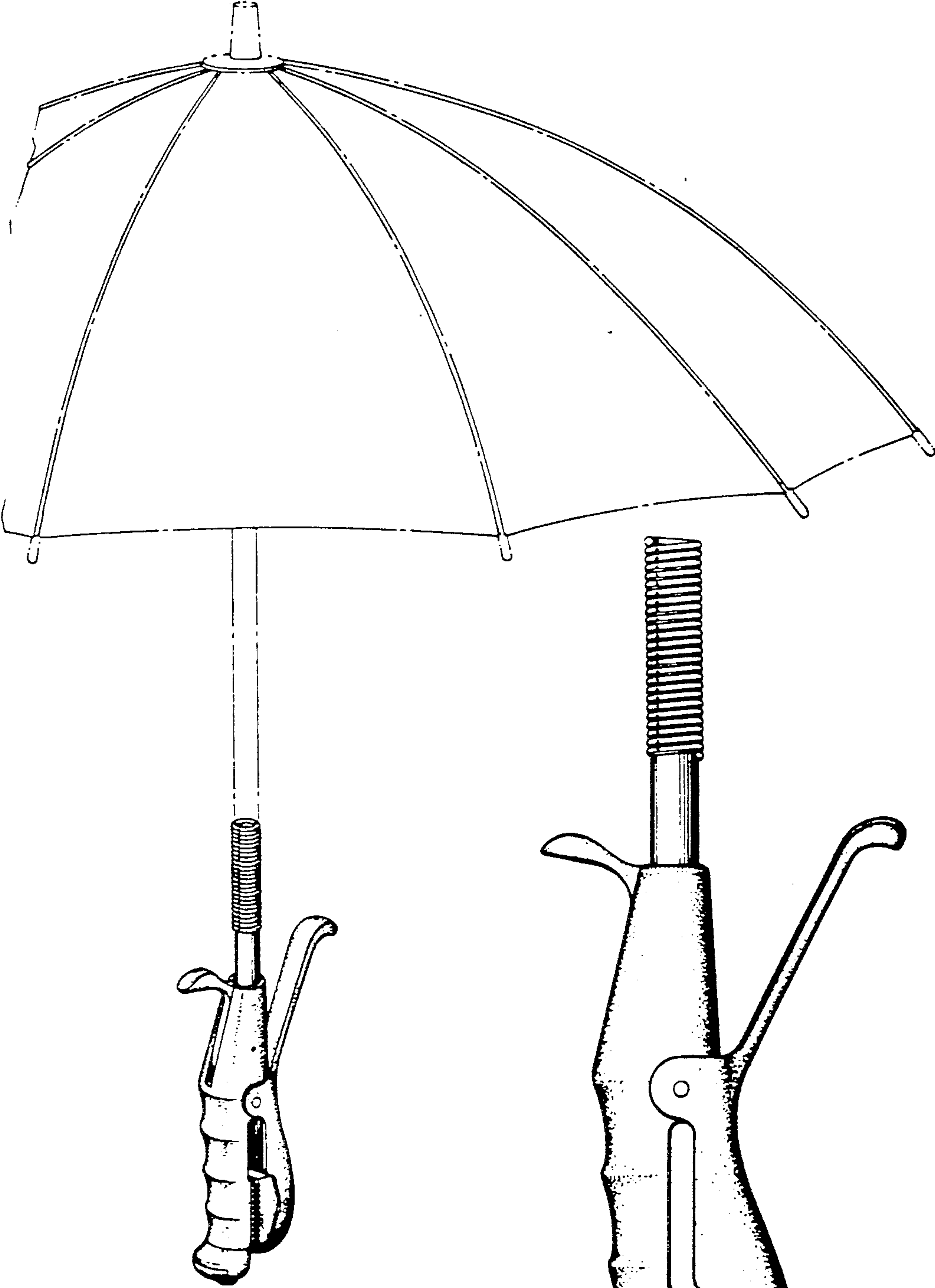


FIG 1

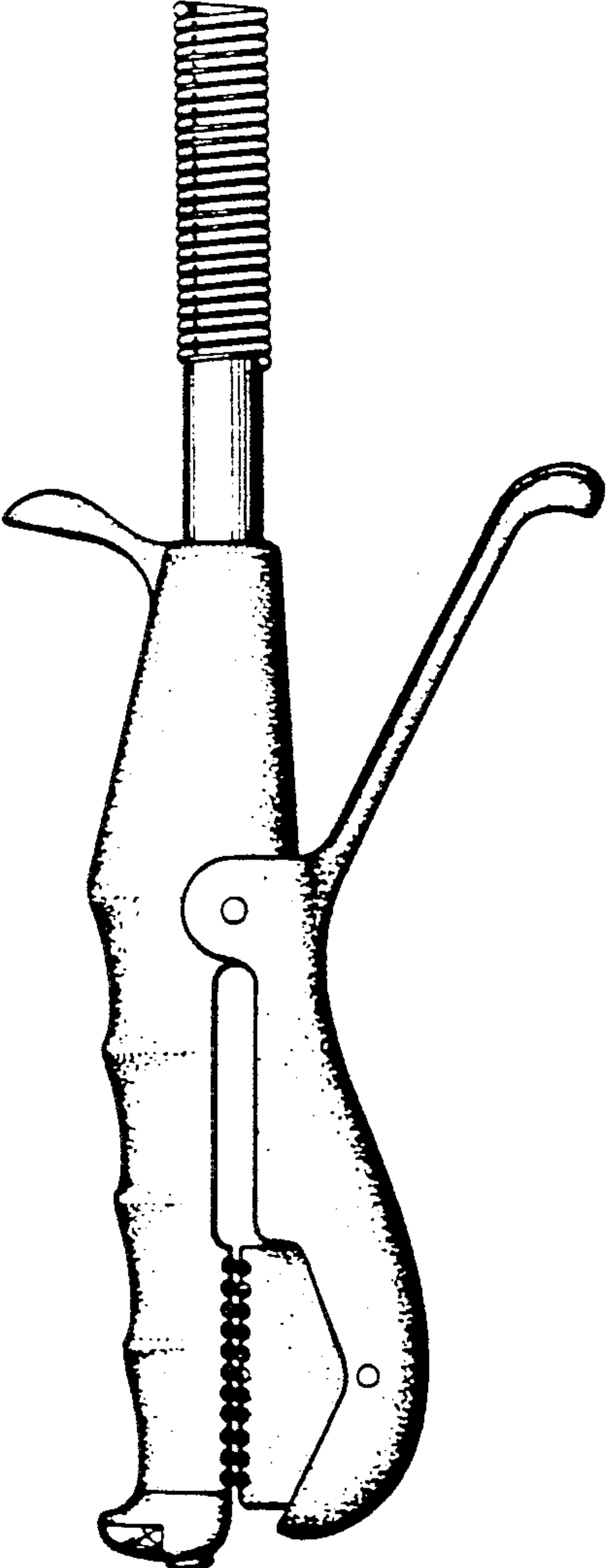


FIG 2

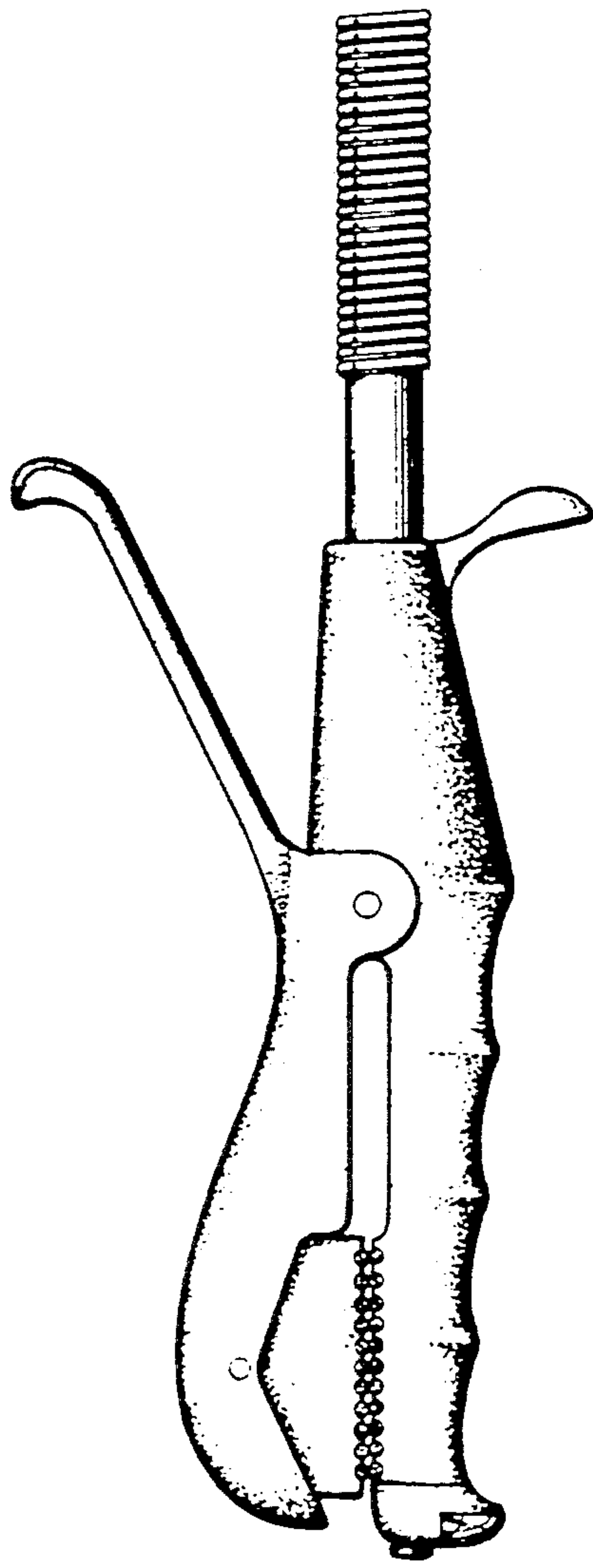


FIG 3




FIG 4

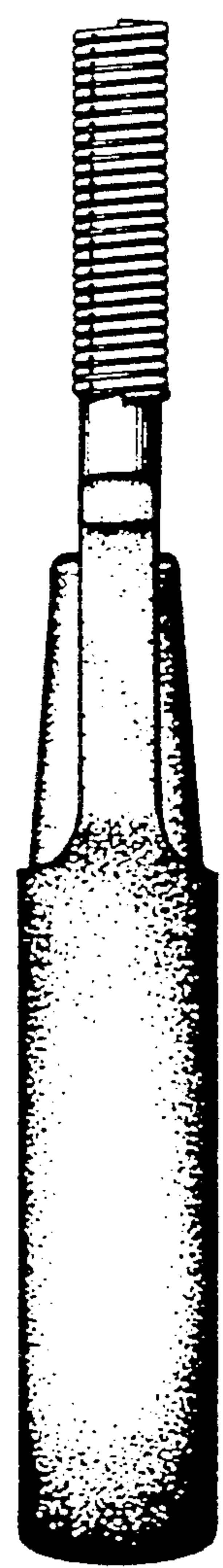


FIG 5




FIG 6



FIG 7