



US00D327143S

United States Patent [19]

[11] Patent Number: **Des. 327,143**

Dickinson

[45] Date of Patent: **** Jun. 16, 1992**

[54] **DOGHOUSE**

[75] Inventor: **Thomas Dickinson, St. Louis, Mo.**

[73] Assignee: **Contico International, Inc., St. Louis, Mo.**

[**] Term: **14 Years**

[21] Appl. No.: **622,807**

[22] Filed: **Dec. 5, 1990**

[52] U.S. Cl. **D30/108; 119/19**

[58] Field of Search **119/16, 19, 165; D30/108-109, 112-120, 160, 161; 229/120.1, 120; D25/19**

3,757,742 9/1973 Schlegel 119/17

3,793,989 2/1974 Clark 119/19

3,866,577 2/1975 Mathis 119/19

4,029,048 6/1977 Gershbein 119/19

4,161,924 7/1979 Welker 119/19

4,334,501 6/1982 McDaniel et al. 119/16

4,359,967 11/1982 Cornelson 119/16

4,793,286 12/1988 Buxton 119/19

4,962,729 10/1990 Barreto et al. 119/19

5,046,457 9/1991 Ashcroft et al. 119/19

FOREIGN PATENT DOCUMENTS

2227818 5/1973 France .

2118015 10/1983 United Kingdom .

OTHER PUBLICATIONS

Flea Free Canine Castle Doghouses brochure of Canine Castle Co.; Traditional Model #4000; Feb. 19, 1987.

Primary Examiner—James R. Largen
Assistant Examiner—Cathy Anne MacCormac
Attorney, Agent, or Firm—Rogers, Howell & Haferkamp

[56] **References Cited**
U.S. PATENT DOCUMENTS

Re. 24,056 8/1955 Johansen 119/19

D. 200,298 2/1965 Daniel D30/117

D. 206,523 12/1966 Artig D30/108

D. 215,306 9/1969 Hoff D30/117

D. 237,283 10/1975 Evans D30/117

D. 237,964 12/1975 Choponis D25/19

D. 244,949 7/1977 Welker D30/108

D. 246,540 11/1977 Burleson D30/112

D. 248,879 8/1978 Hill D30/112

D. 254,574 3/1980 Schneider D30/108

D. 255,723 7/1980 Anderson D30/108

D. 257,493 11/1980 Lodrick D30/117

D. 269,916 7/1983 Lodrick D30/117

D. 274,760 7/1984 Henderson D30/108

D. 279,944 8/1985 McLaren et al. D6/382

D. 288,734 3/1987 Wallace et al. D30/109

3,016,042 1/1962 Curn, Jr. 119/19

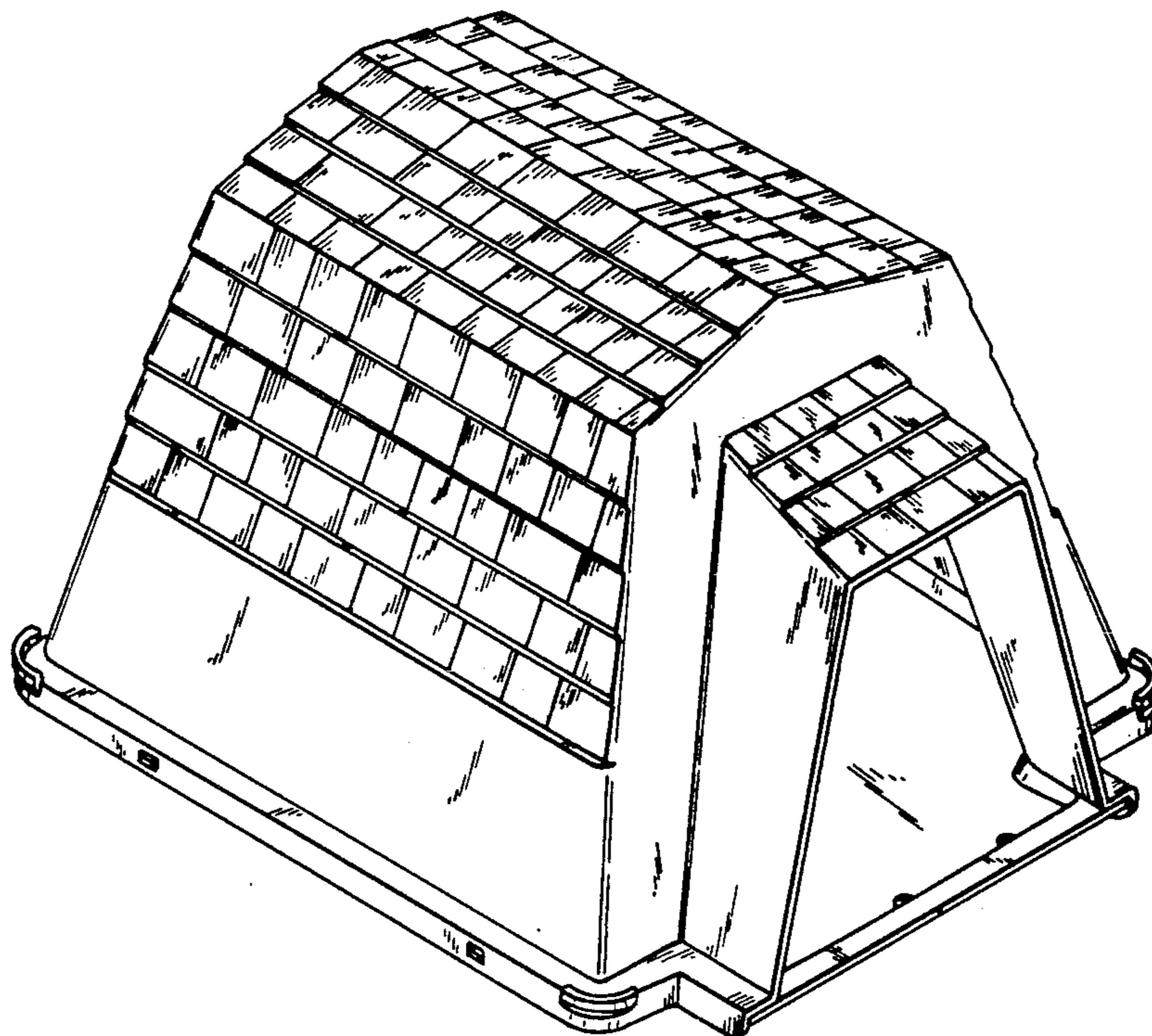
3,308,789 3/1967 Artig 119/19

[57] CLAIM

The ornamental design for a doghouse, as shown and described.

DESCRIPTION

FIG. 1 is a top plan view of doghouse showing my new design;
 FIG. 2 is a left side elevational view thereof;
 FIG. 3 is a front elevational view thereof;
 FIG. 4 is a rear elevational view thereof;
 FIG. 5 is a right side elevational view thereof;
 FIG. 6 is a bottom plan view thereof; and,
 FIG. 7 is a perspective view thereof.



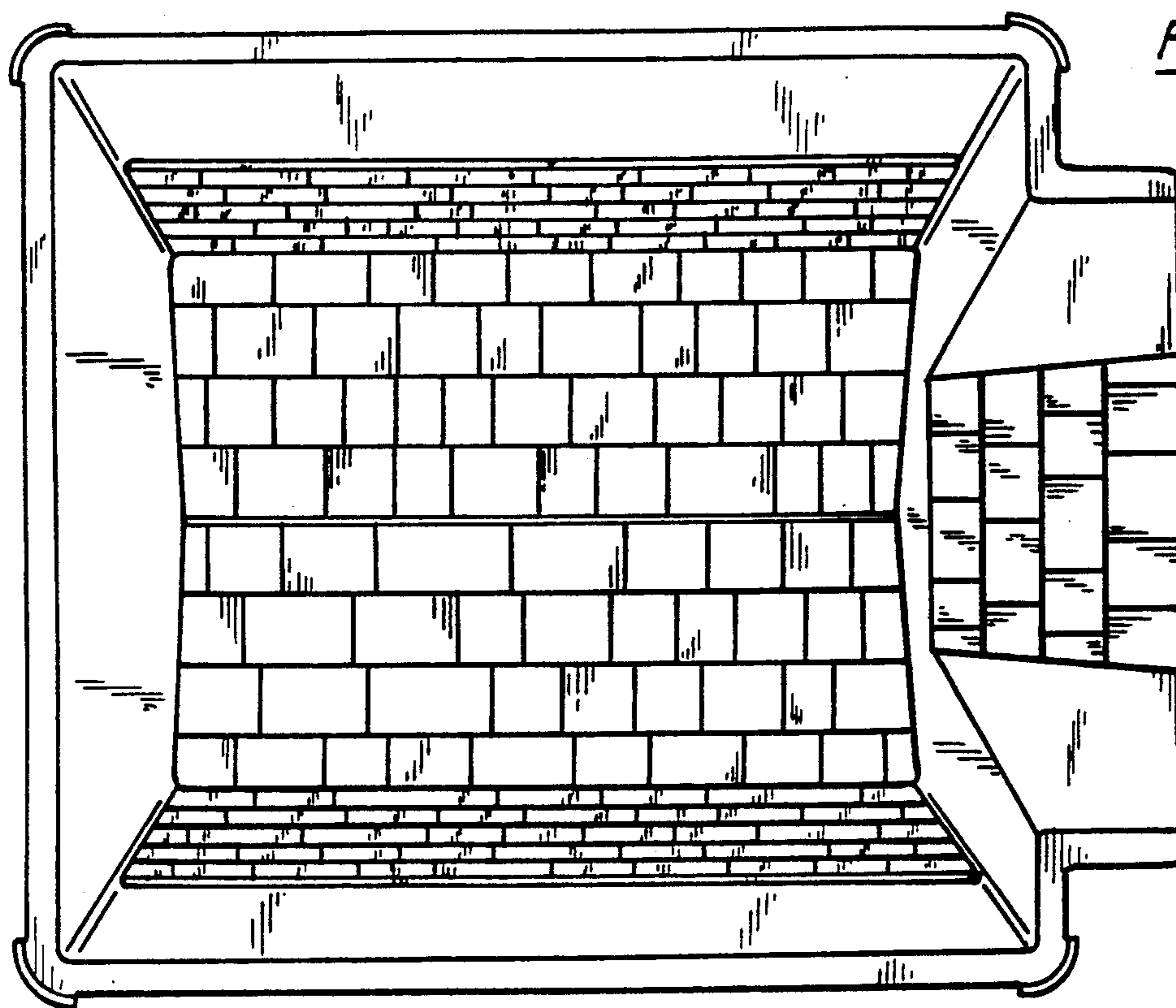


FIG. 1.

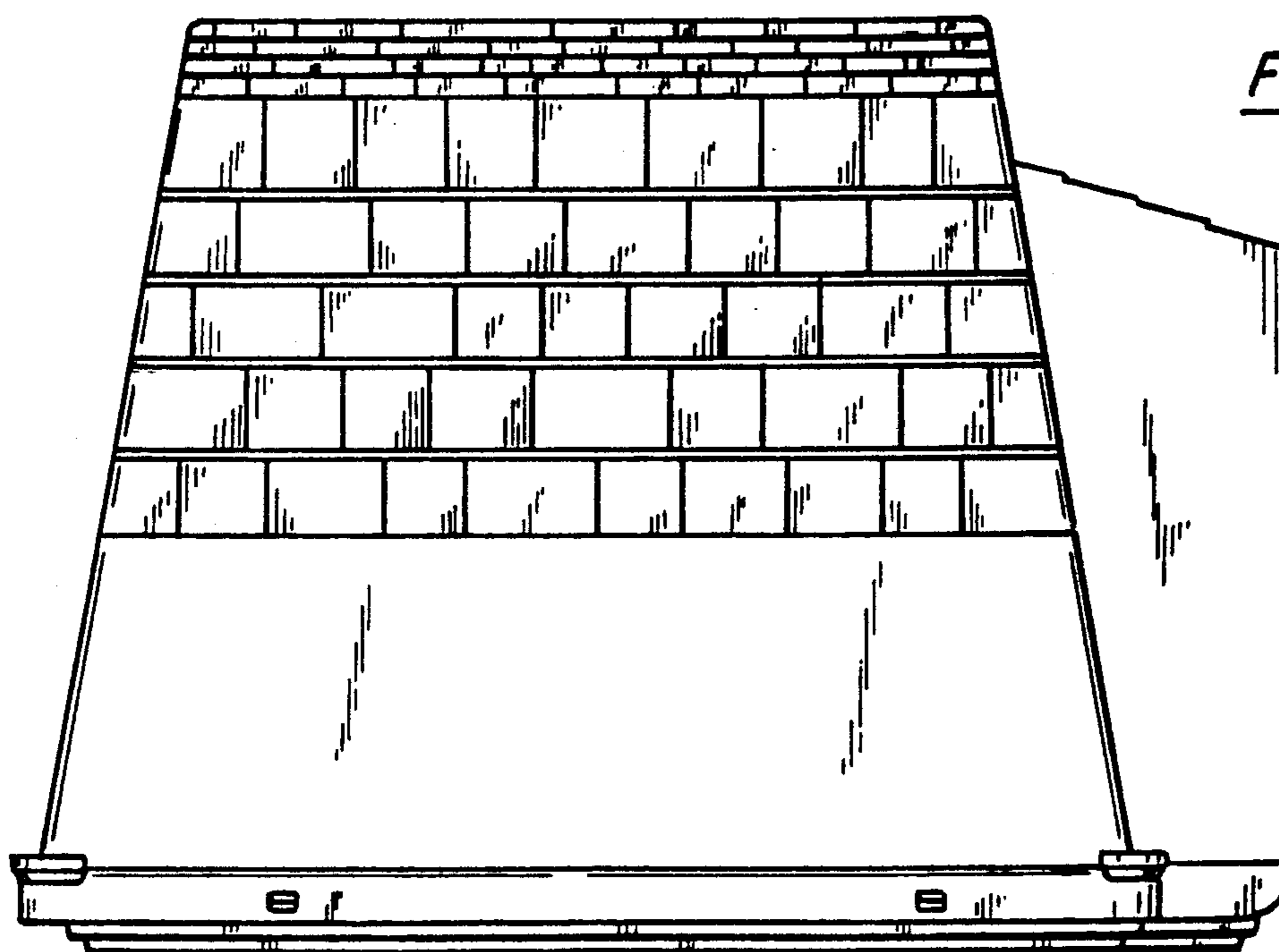


FIG. 2.

FIG. 3.

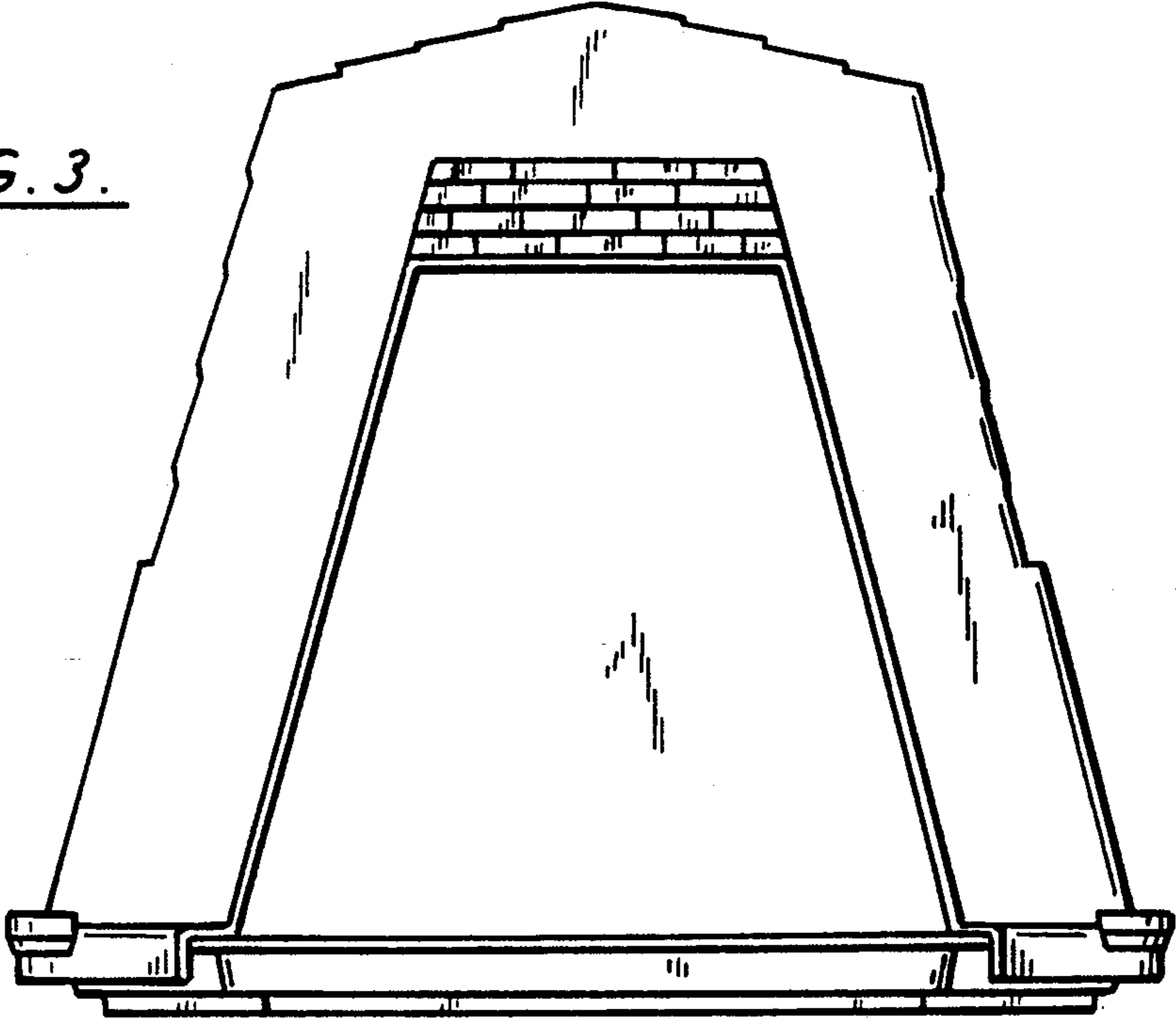


FIG. 4.

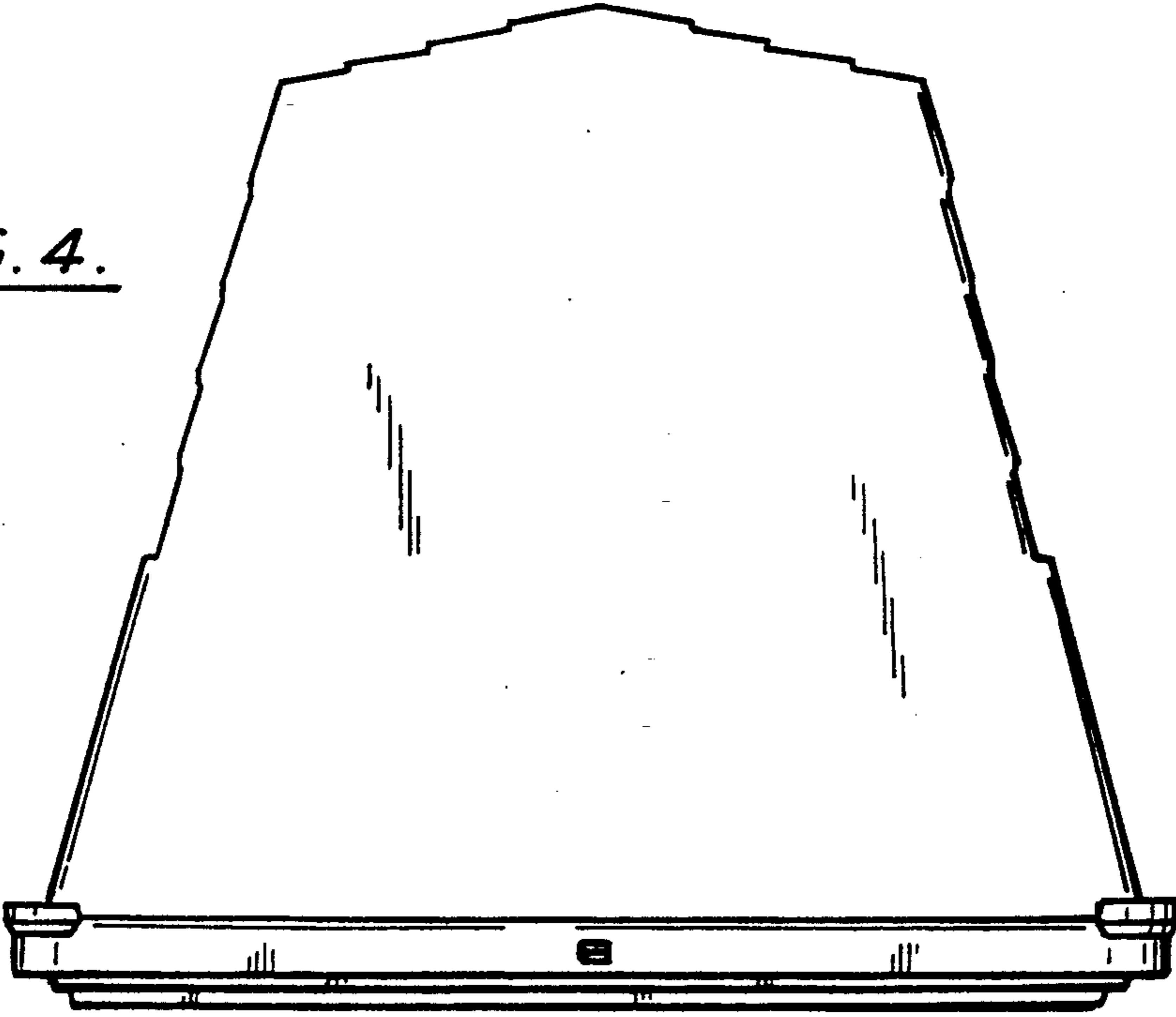


FIG. 6.

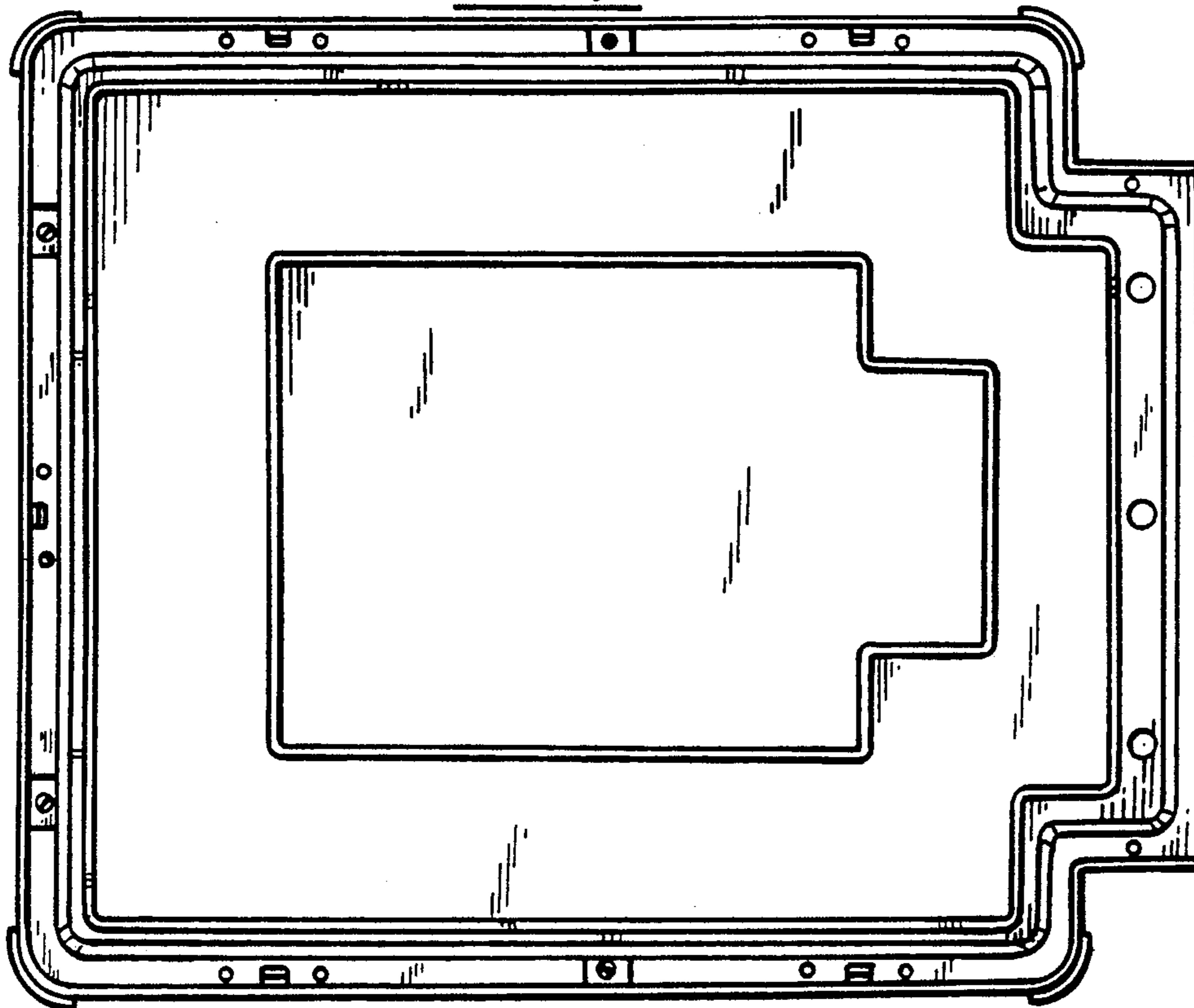


FIG. 5.

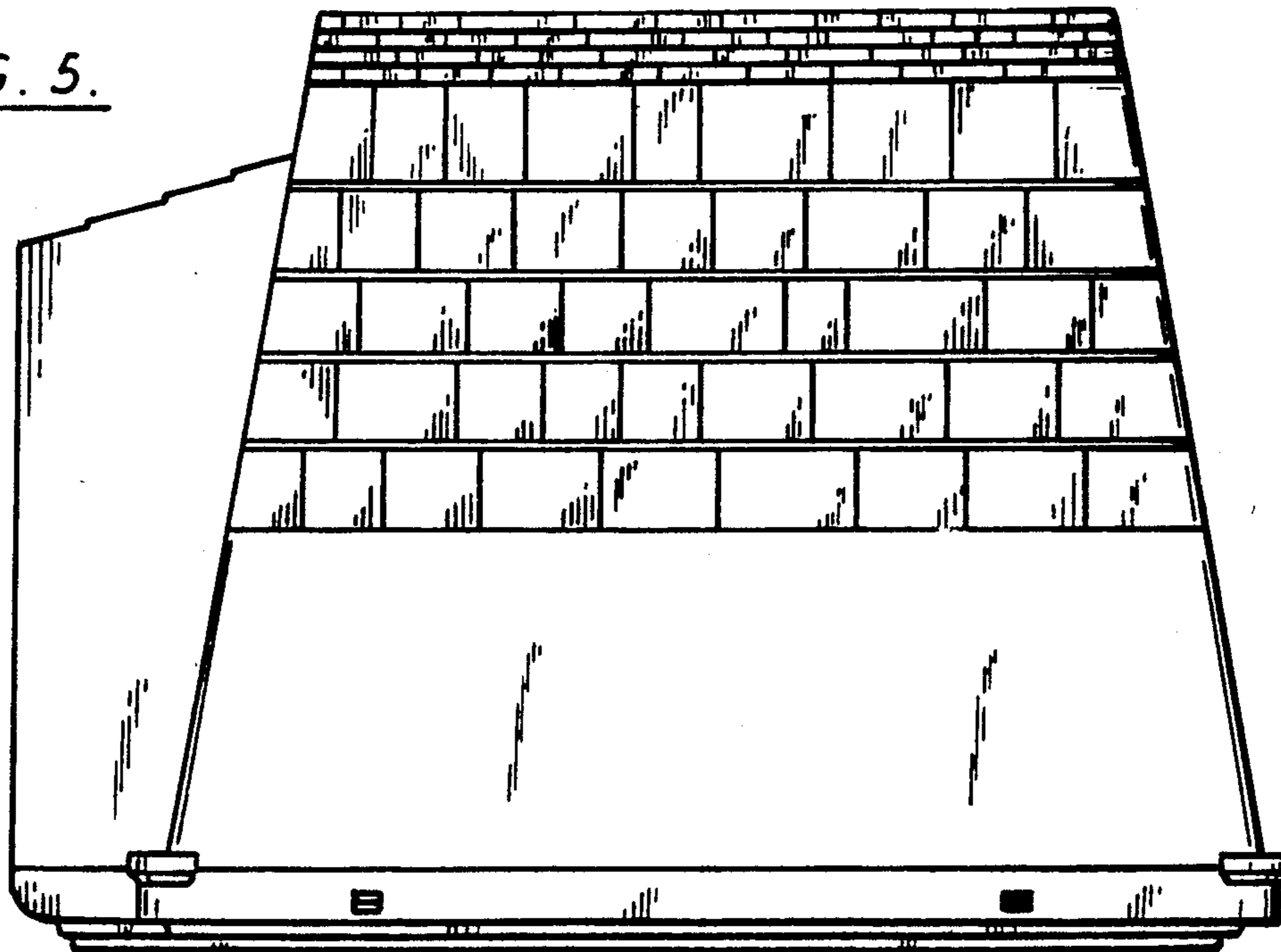


FIG. 7.

