



US00D327116S

United States Patent [19]

[11] Patent Number: Des. 327,116

Prina

[45] Date of Patent: ** Jun. 16, 1992

[54] ELECTROPNEUMATIC PRESSURE
REGULATOR WITH INTEGRATED
ELECTRONIC CONTROL

[75] Inventor: Raphaël Prina, Perly, Switzerland

[73] Assignee: Honeywell Lucifer S.A., Carouge,
Switzerland

[**] Term: 14 Years

[21] Appl. No.: 343,944

[22] Filed: Apr. 25, 1989

[30] Foreign Application Priority Data

Nov. 3, 1988 [XH] Hague DM/012108

[52] U.S. Cl. D23/235

[58] Field of Search D23/233-237,
D23/243-249; 137/116.5, 505.14, 625.65

[56] References Cited

U.S. PATENT DOCUMENTS

3,441,056 4/1969 Cleland 137/625.65
3,608,586 9/1971 Daggy, Jr. 137/625.65

FOREIGN PATENT DOCUMENTS

407127 10/1970 Australia 137/625.65
952788 8/1974 Canada 137/116.5
1481726 5/1989 U.S.S.R. 137/116.5


Primary Examiner—Wallace R. Burke
Assistant Examiner—Lisa Lichtenstein
Attorney, Agent, or Firm—Young & Thompson

[57] CLAIM

The ornamental design for an electropneumatic pressure regulator with integrated electronic control, as shown.

DESCRIPTION

FIG. 1 is a right side elevational view of an electropneumatic pressure regulator with integrated electronic control; showing my new design;
FIG. 2 is a front elevational view thereof;
FIG. 3 is a left side elevational view thereof;
FIG. 4 is a rear elevational view thereof;
FIG. 5 is a top plan view thereof; and,
FIG. 6 is a bottom plan view thereof.






FIG. 1




FIG. 2




FIG. 3




FIG. 4

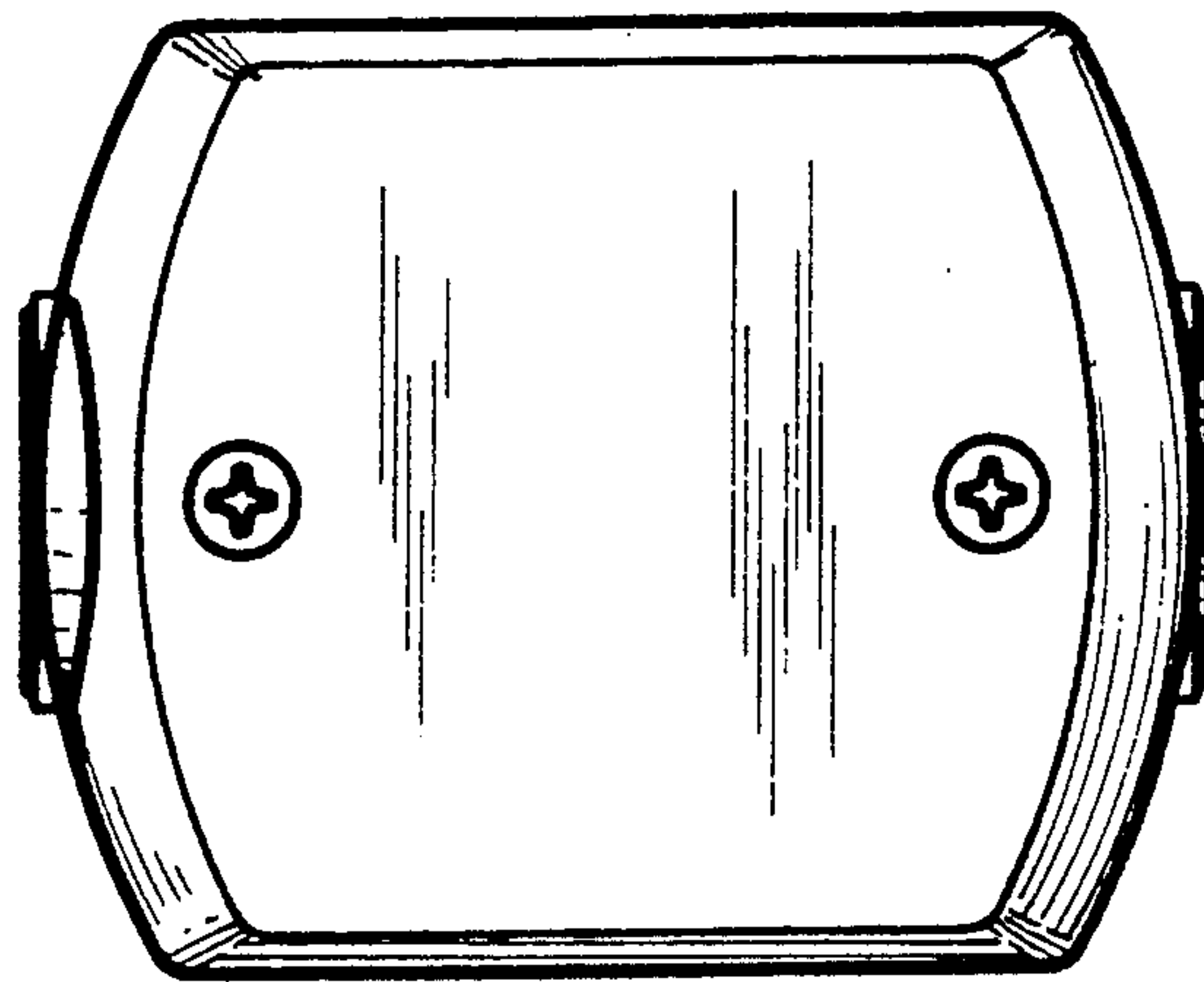


FIG. 5

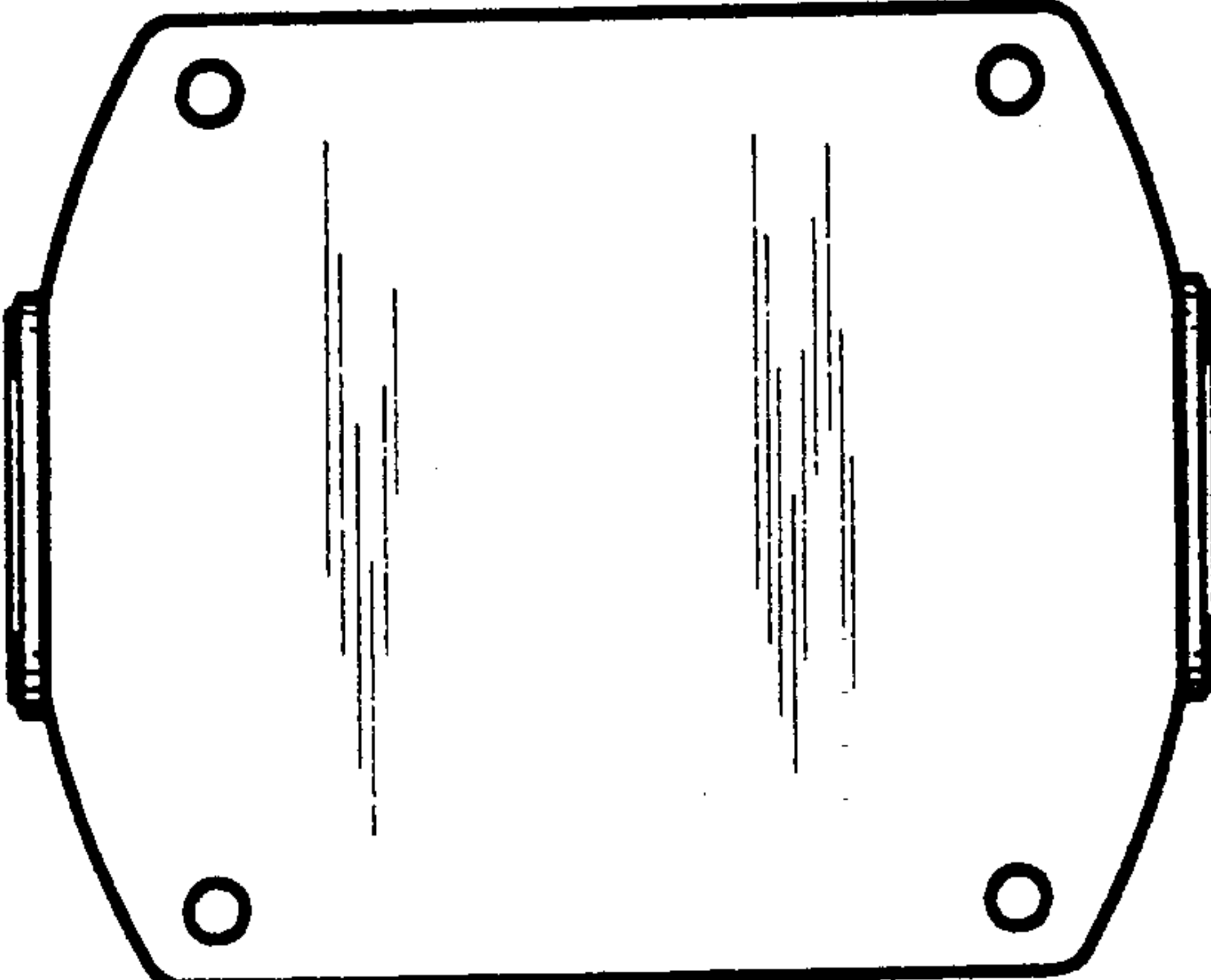


FIG. 6