



US00D327110S

# United States Patent [19]

[11] Patent Number: **Des. 327,110**

**Delery**

[45] Date of Patent: **\*\* Jun. 16, 1992**

[54] **SKI POLE**

D. 269,103	5/1983	Morgan	.....	D21/230
D. 279,026	5/1985	Nordgren et al.	.....	D21/230
3,367,673	2/1968	Covini	.....	D21/230
3,378,272	4/1968	Lewis	.....	D21/230

[75] Inventor: **Marc Delery, Claire et Cuire, France**

[73] Assignee: **Skis Rossignol S.A.-Club Rossignol S.A., Voiron, France**

*Primary Examiner*—Charles A. Rademaker  
*Attorney, Agent, or Firm*—Young & Thompson

[\*\*] Term: **14 Years**

[57] **CLAIM**

[21] Appl. No.: **481,750**

The ornamental design for a ski pole, as shown and described.

[22] Filed: **Feb. 15, 1990**

**DESCRIPTION**

[30] **Foreign Application Priority Data**

Aug. 18, 1989 [FR] France ..... 895323

[52] U.S. Cl. .... **D21/230**

[58] Field of Search ..... D21/224, 229, 230;  
280/820, 821, 823, 824, 819

FIG. 1 is a side elevational view of a ski pole showing my new design;

FIG. 2 is a left side elevational view thereof;

FIG. 3 is a right side elevational view thereof;

FIG. 4 is a side perspective view of the upper portions thereof shown on an enlarged scale and partially in fragment;

FIG. 5 is a rear perspective view thereof;

FIG. 6 is a front perspective view thereof; and,

FIG. 7 is a top perspective view thereof.

[56] **References Cited**

**U.S. PATENT DOCUMENTS**

D. 243,265 2/1977 Koblick ..... D21/230

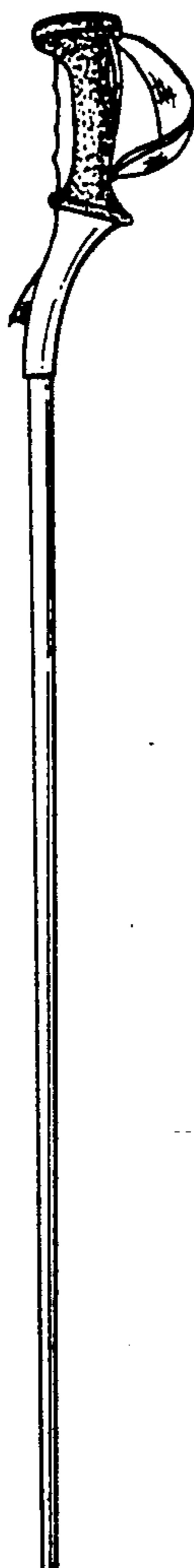


FIG. 1

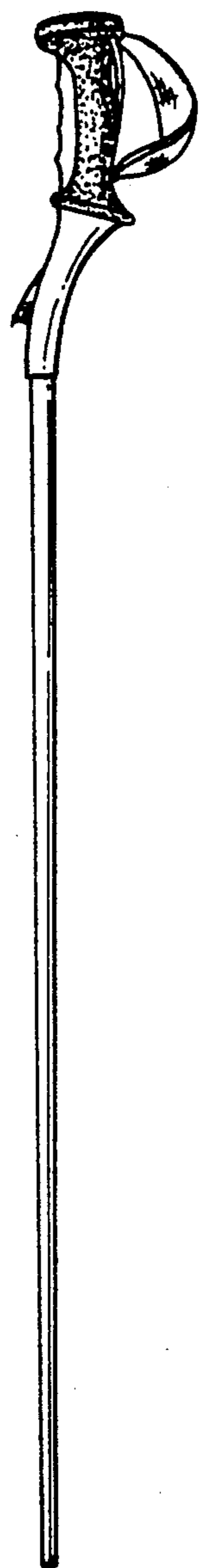
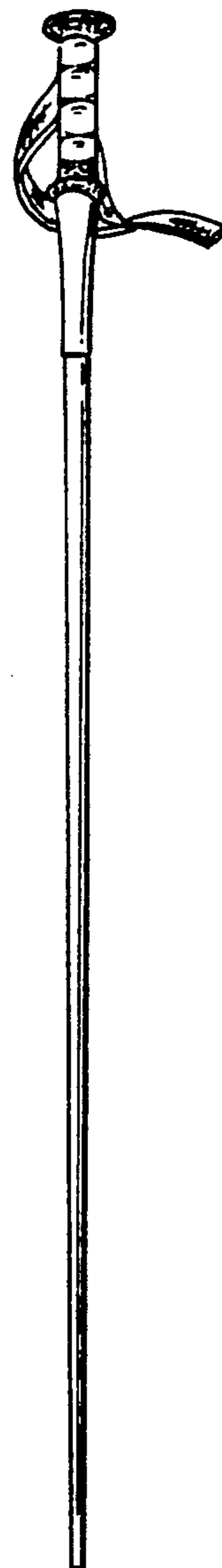


FIG. 2



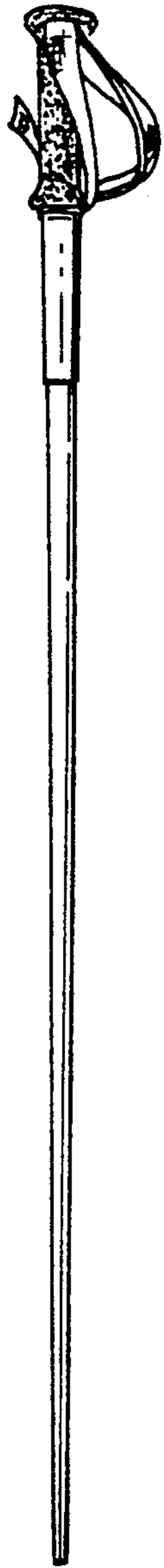


FIG. 3

FIG. 4

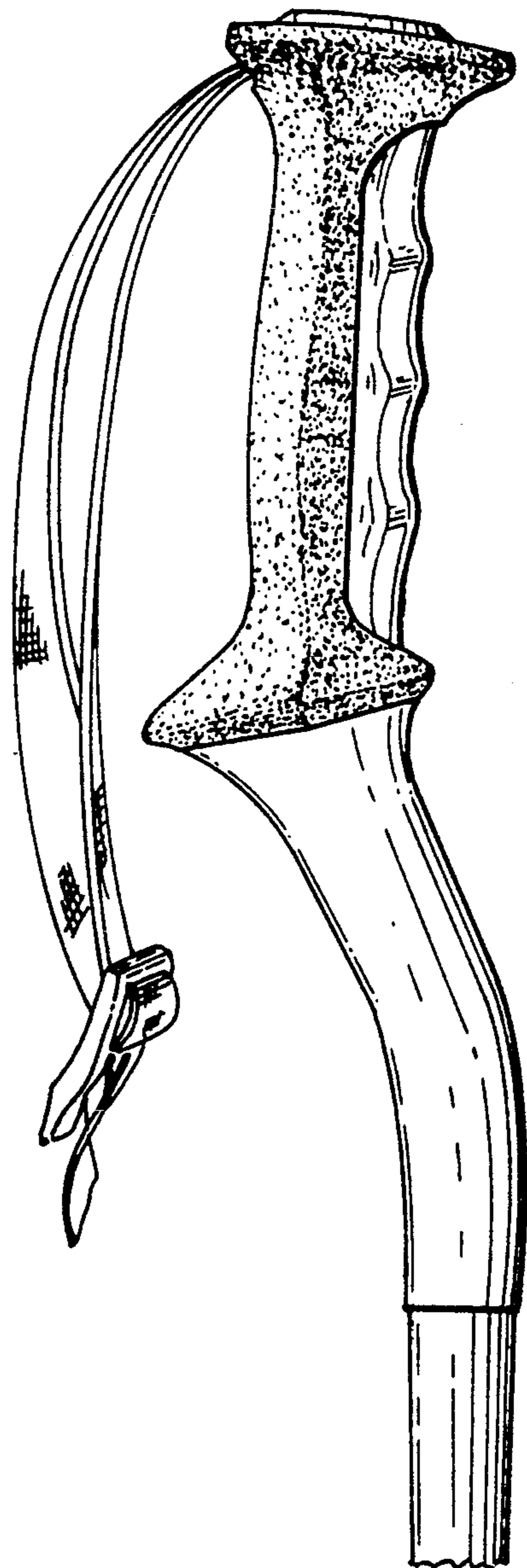


FIG. 5

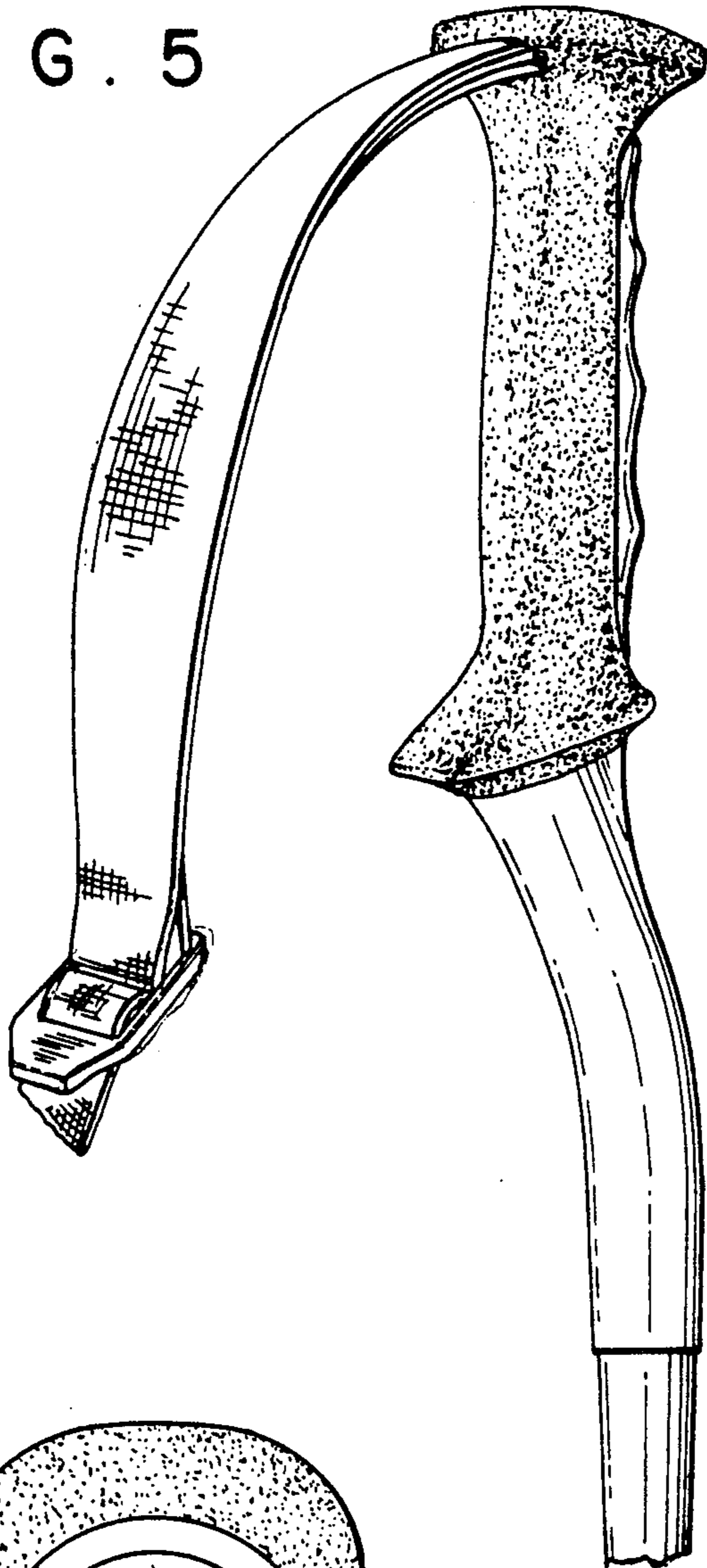


FIG. 6




FIG. 7

