



US00D327109S

United States Patent [19]

[11] Patent Number: Des. 327,109

Hardman et al.

[45] Date of Patent: ** Jun. 16, 1992

[54] GOLF CLUB HEAD

[75] Inventors: **Thomas F. Hardman**, Palm Beach Gardens, Fla.; **Carl E. Scheie**, Libertyville; **Robert A. Mendralla**, Bloomingdale, both of Ill.

3,995,865 12/1976 Cockran et al. .
 4,200,286 4/1980 Bennett .
 4,420,156 12/1983 Campau .
 4,471,961 9/1984 Masghati et al. .
 4,512,577 4/1985 Solheim .
 4,621,813 11/1986 Solheim .
 4,715,601 12/1987 Lamanna .
 4,802,672 2/1989 Long .
 4,854,581 8/1989 Long .
 4,858,929 8/1989 Long .

[73] Assignee: **Wilson Sporting Goods Co.**, River Grove, Ill.

[**] Term: **14 Years**

[21] Appl. No.: **302,733**

[22] Filed: **Jan. 27, 1989**

[52] U.S. Cl. **D21/220**

[58] Field of Search **D21/220; 273/167-175**

[56] **References Cited**

U.S. PATENT DOCUMENTS

- D. 125,455 2/1941 Newsome .
- D. 141,769 7/1945 Newsome .
- D. 164,597 9/1951 Penna .
- D. 234,963 4/1975 Hirata .
- D. 239,778 5/1976 Solheim .
- D. 240,841 8/1976 Solheim .
- D. 241,359 9/1976 Taylor .
- D. 256,264 8/1980 Solheim .
- D. 276,644 12/1984 Solheim .
- 2,007,377 7/1935 Link .
- 2,062,673 12/1936 Ogg et al. .
- 3,655,188 4/1972 Solheim .
- 3,749,408 7/1973 Mills 273/271
- 3,947,041 3/1976 Barber .
- 3,961,796 6/1976 Thompson .
- 3,995,864 12/1976 Cockran et al. .

OTHER PUBLICATIONS

Golf Digest, Jun., 1978, p. 37, Lynx Predator Iron.
 Golf Digest, May, 1986, p. 37, top right, Prima III Iron.
 Taiwan Sporting Goods Buyers' Guide '89.

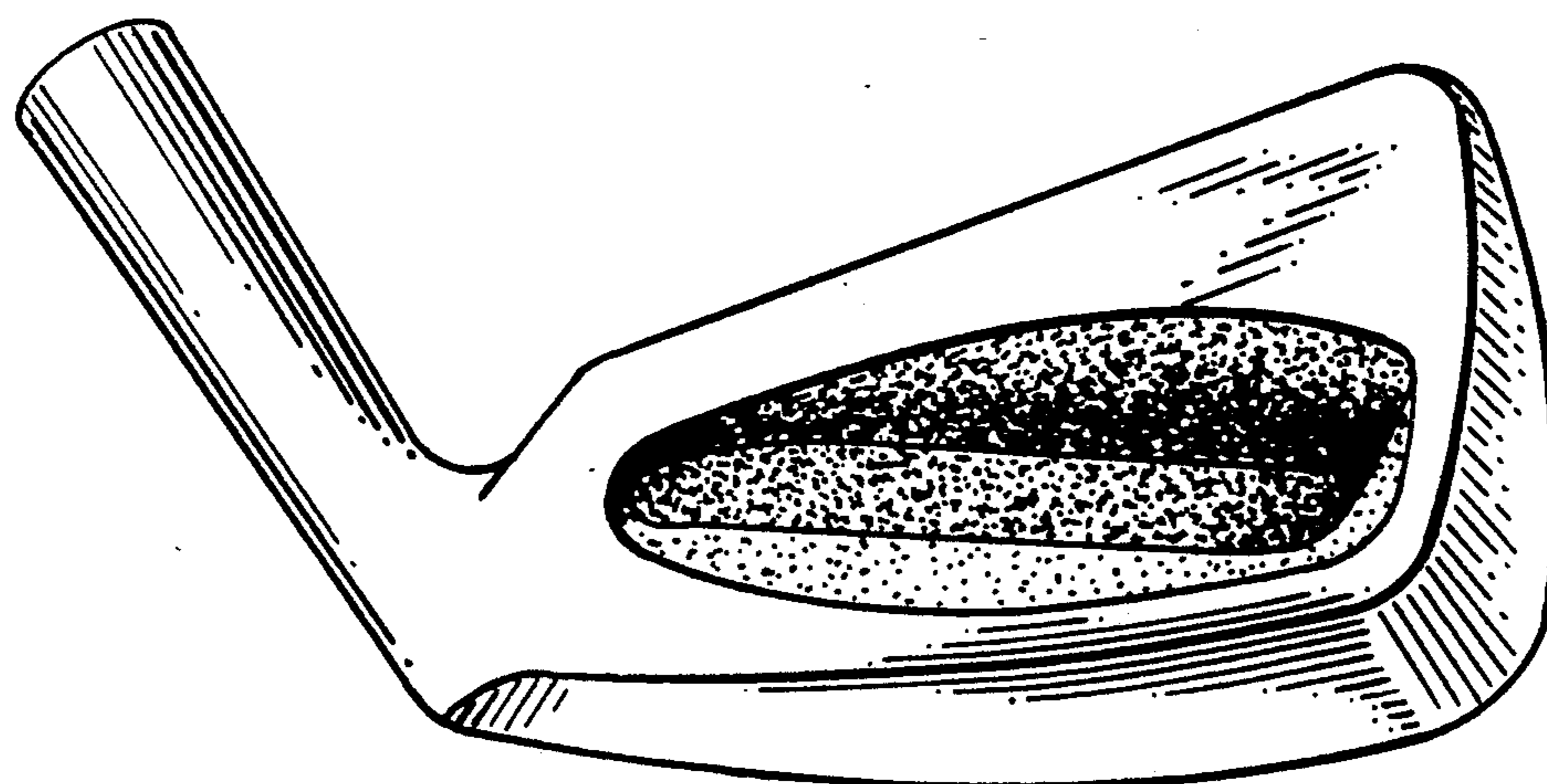
Primary Examiner—Melvin B. Feifer

[57] **CLAIM**

The ornamental design for a golf club head, as shown and described.

DESCRIPTION

FIG. 1 is a rear perspective view of a golf club head showing our new design;
 FIG. 2 is a front elevational view thereof;
 FIG. 3 is a toe end view thereof;
 FIG. 4 is a bottom plan view of the golf club head taken along the line 4—4 of FIG. 3;
 FIG. 5 is a sectional view taken along the line 5—5 of FIG. 2;
 FIG. 6 is a sectional view taken along the line 6—6 of FIG. 2; and,
 FIG. 7 is a sectional view taken along the line 7—7 of FIG. 2.



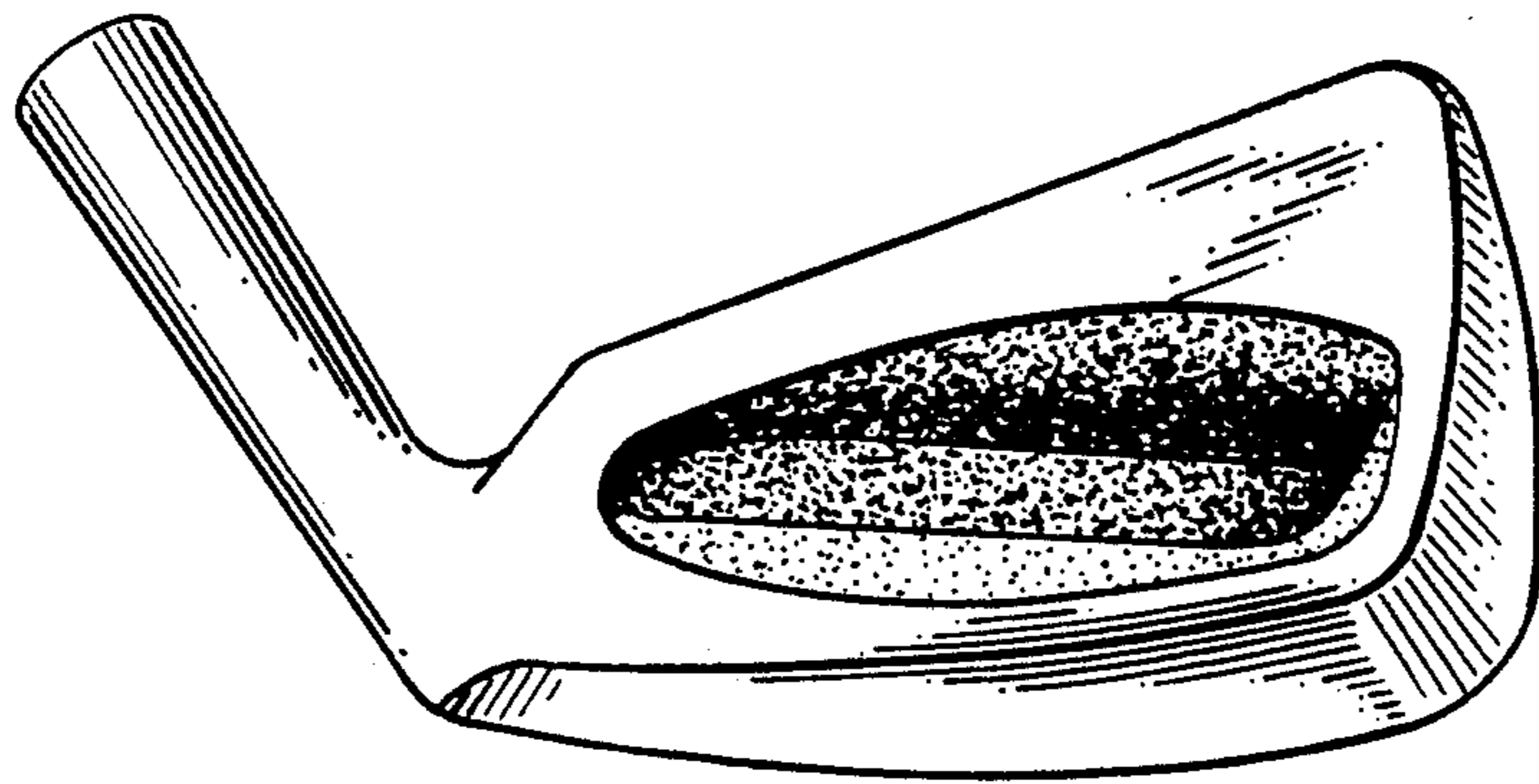


FIG. 1

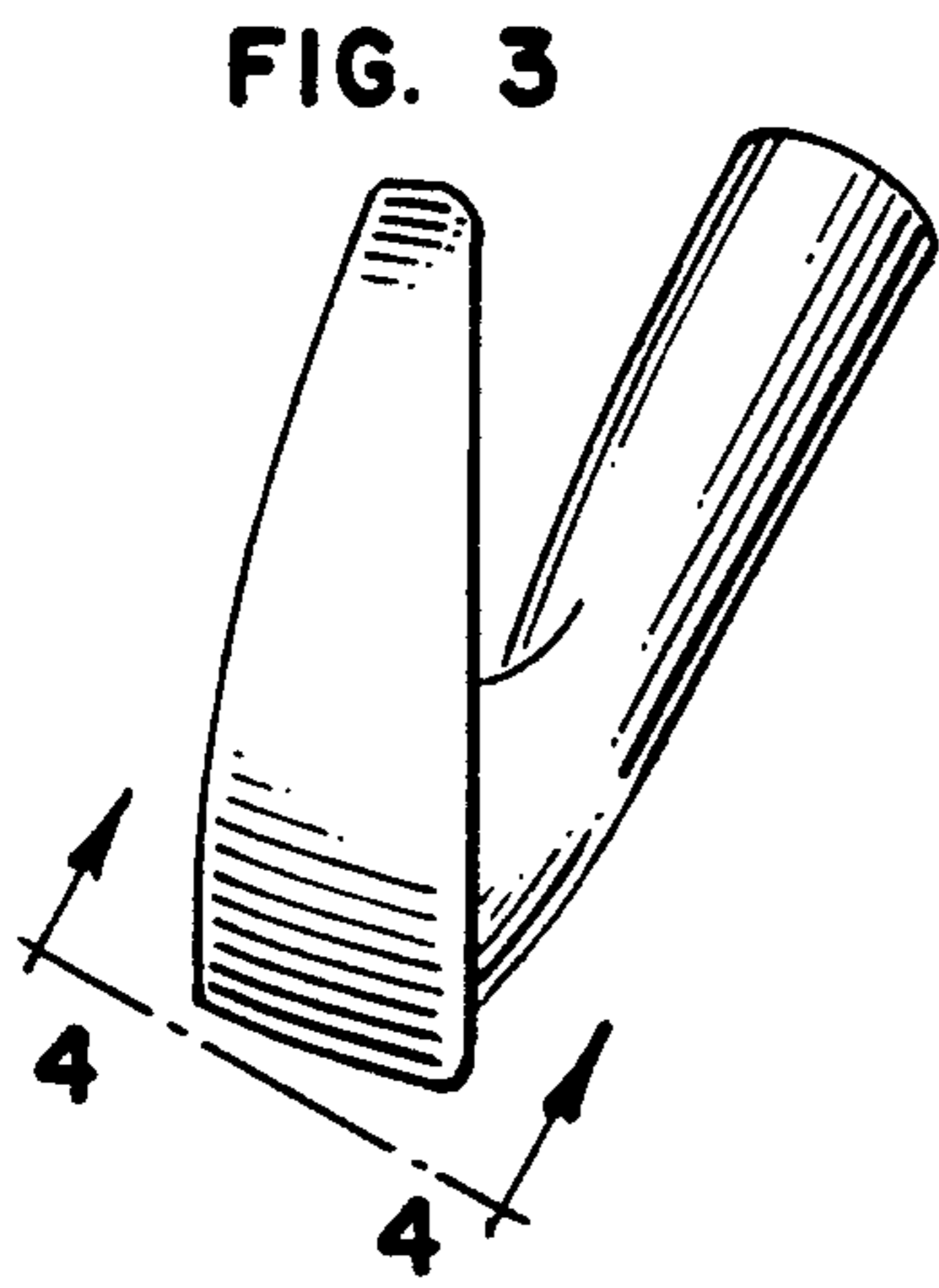


FIG. 3

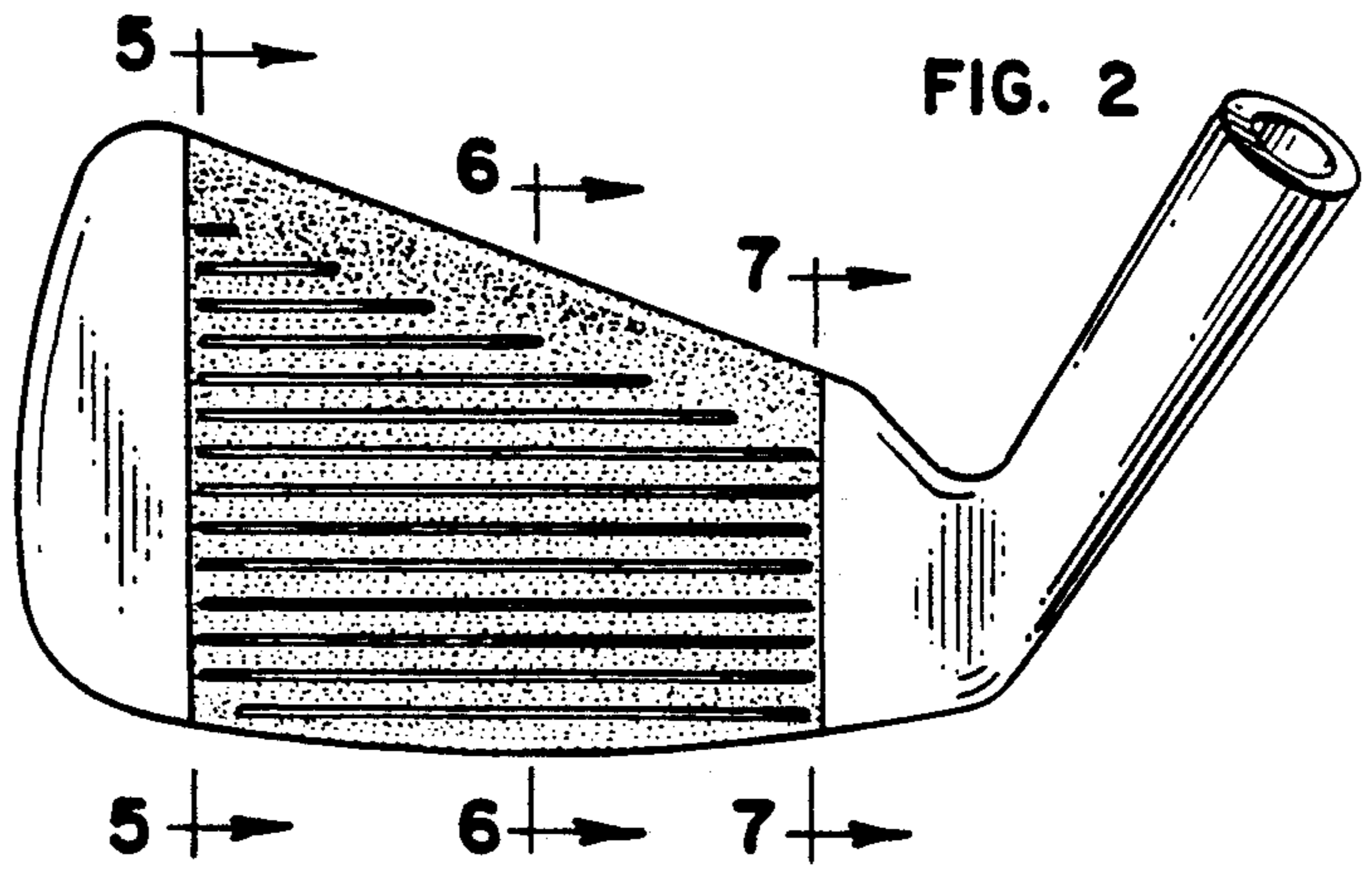


FIG. 2

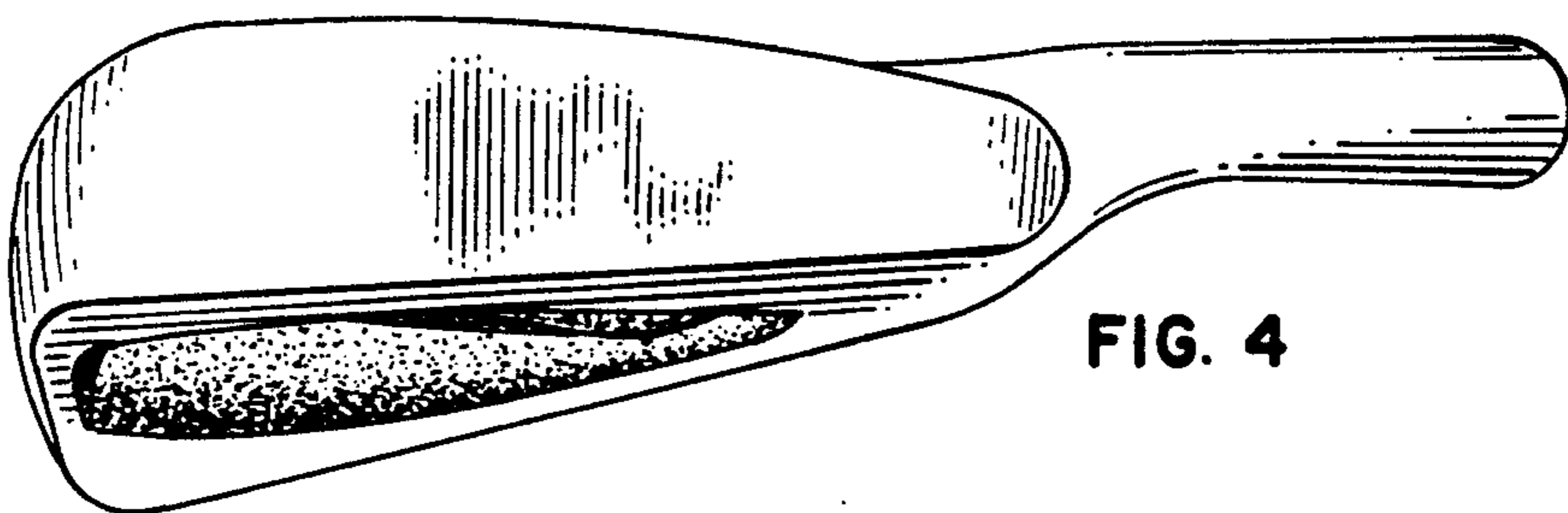


FIG. 4

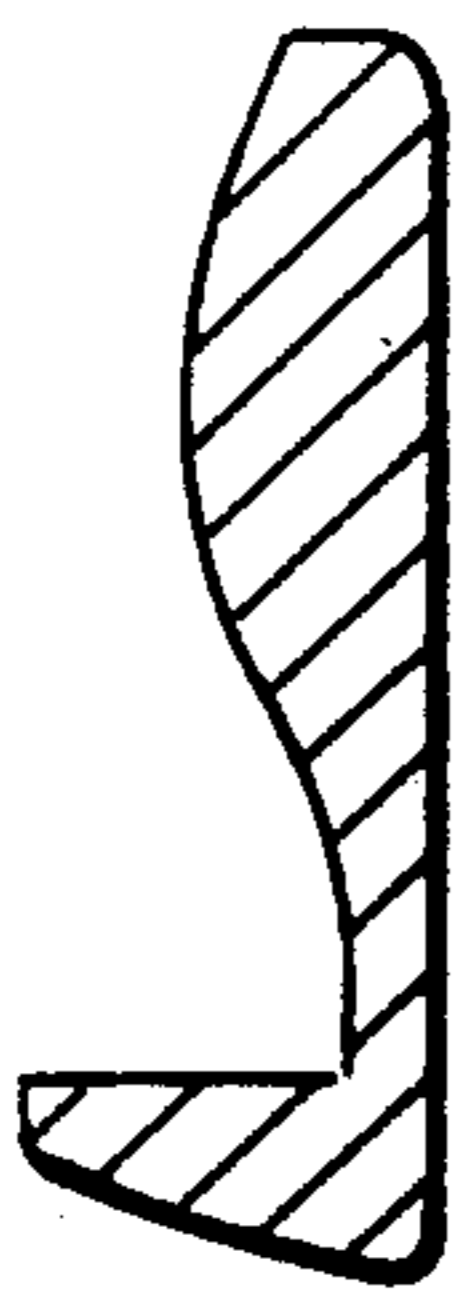


FIG. 5



FIG. 6



FIG. 7