



US00D327097S

United States Patent [19]

[11] Patent Number: **Des. 327,097**

Stoddard et al.

[45] Date of Patent: **** Jun. 16, 1992**

[54] **COMBINED HEADER AND SIGN SUPPORT HOUSING FOR A DISPLAY STAND**

1,163,750	12/1915	Grant	40/642
2,880,537	4/1959	Cygan	40/618
2,941,323	6/1960	McKiernan	40/618
2,966,754	1/1961	Orkin	40/618
3,720,012	3/1973	Loper	40/618
3,722,120	3/1973	Finkel	40/618

[75] Inventors: **David C. F. Stoddard; James D. Robertson, both of Atlanta, Ga.**

[73] Assignee: **The Mead Corporation, Dayton, Ohio**

[**] Term: **14 Years**

Primary Examiner—Wallace R. Burke
Assistant Examiner—Marcus Jackson
Attorney, Agent, or Firm—Thomas A. Boshinski

[21] Appl. No.: **421,915**

[57] CLAIM

[22] Filed: **Oct. 16, 1989**

The ornamental design for a combined header and sign support housing for a display stand, as shown and described.

[52] U.S. Cl. **D20/19; D20/42; D6/491**

DESCRIPTION

[58] Field of Search D20/10, 19, 20, 40, D20/41, 43, 44, 4, 5, 8, 42; D6/491, 470, 541; 40/584, 553, 559, 611, 612, 617, 618, 642

FIG. 1 is a front perspective view of a combined header and sign support housing for a display stand showing my new design;

[56] References Cited

U.S. PATENT DOCUMENTS

D. 95,154	4/1935	Shapiro et al.	D20/42
D. 111,576	10/1938	Applegate, Jr. et al.	D20/42
D. 204,339	4/1966	Reach	D6/470
D. 319,849	9/1991	Stoddard et al.	D20/10

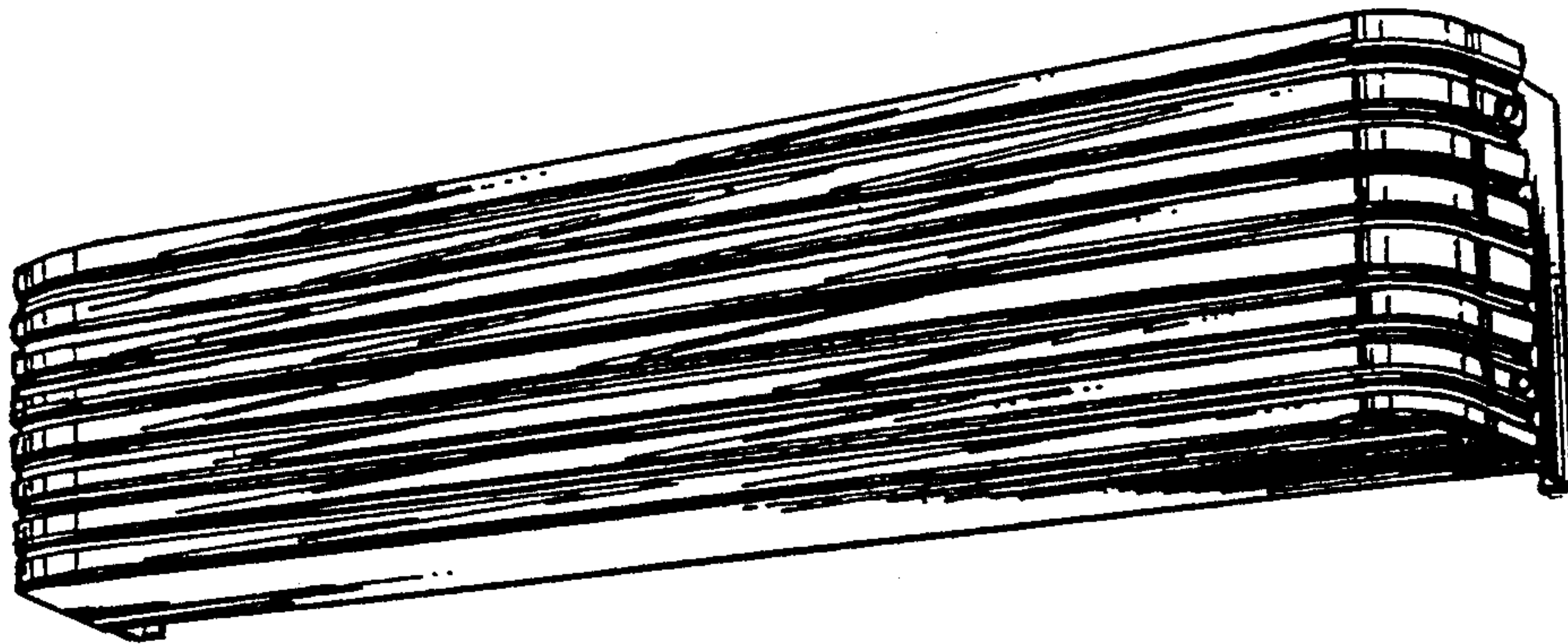
FIG. 2 is a front elevational view thereof;

FIG. 3 is a top plan view thereof;

FIG. 4 is a bottom plan view thereof;

FIG. 5 is a rear elevational view thereof; and,

FIG. 6 is a right side elevational view thereof, with the opposite side being a mirror image.






FIG. 1



FIG. 2




FIG. 3




FIG. 4




FIG. 5




FIG. 6