



US00D327095S

United States Patent [19]

[11] Patent Number: **Des. 327,095**

Meyer

[45] Date of Patent: **** Jun. 16, 1992**

- [54] FILE AND CHART HOLDER
- [75] Inventor: **Stephen T. Meyer, Indianapolis, Ind.**
- [73] Assignee: **Deflecto Corporation, Indianapolis, Ind.**
- [**] Term: **14 Years**
- [21] Appl. No.: **332,211**
- [22] Filed: **Apr. 3, 1989**
- [52] U.S. Cl. **D19/90; D19/86; D19/65**
- [58] Field of Search **D6/310; D11/78.1; D8/380; D19/65, 75, 86, 88, 90, 99, 100; 206/371; 211/89; 24/67.9, 67.3, 67.11, 547; 248/316.7, 74.2, 903**

1,828,417	10/1931	Keleher	24/67.3
2,566,837	9/1951	Huelsmeyer	D6/310 X
2,912,117	11/1959	Clay	211/89
4,096,655	6/1978	Ullman, Jr.	D19/65 X
4,650,069	3/1987	Linton	206/371
4,943,024	7/1990	Meyer	24/67.9

Primary Examiner—Donald P. Walsh
Assistant Examiner—Martha Thompson
Attorney, Agent, or Firm—Woodard, Emhardt, Naughton Moriarty & McNett

[57] CLAIM

The ornamental design for a file and chart holder, as shown and described.

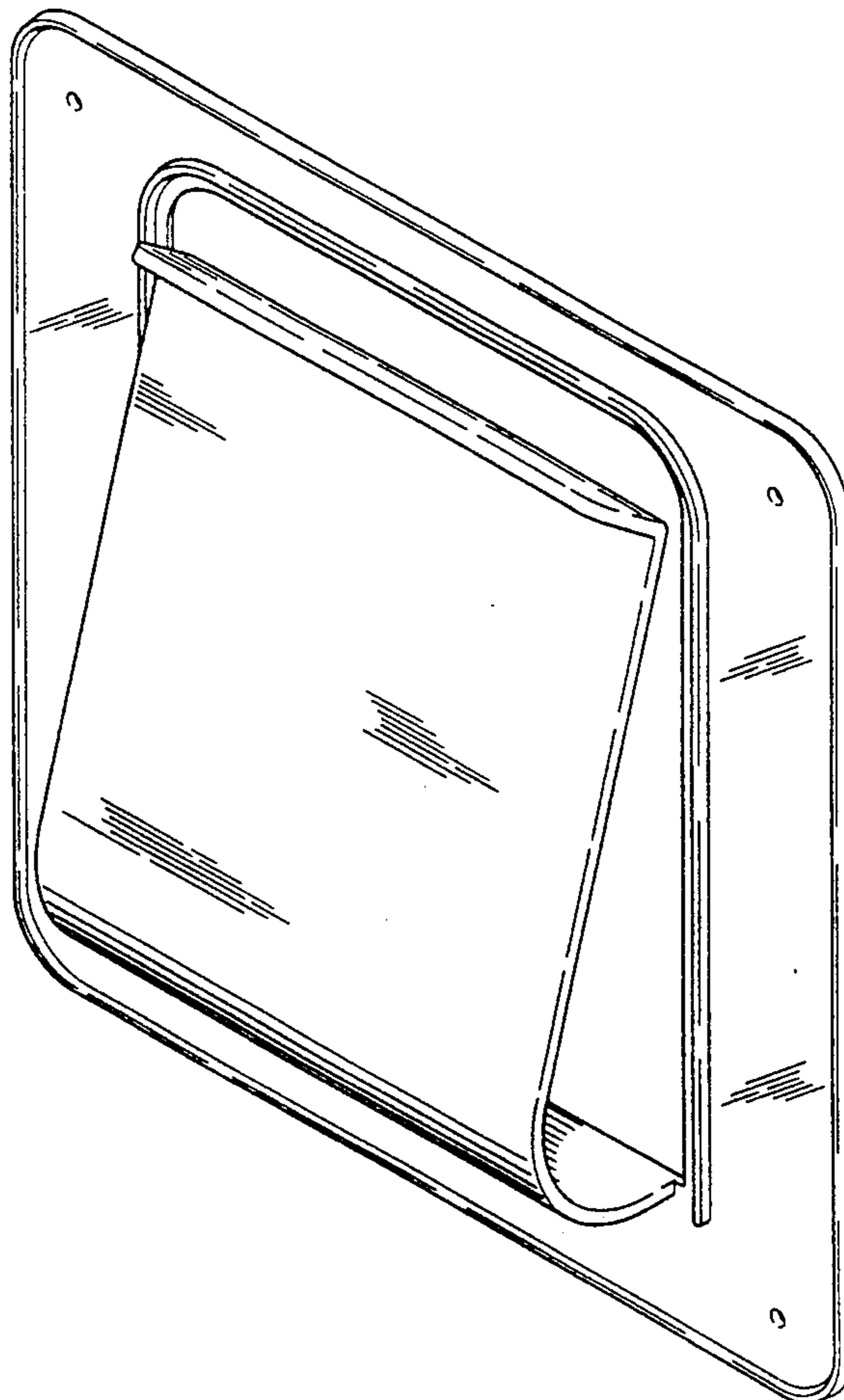
DESCRIPTION

FIG. 1 is a front elevational view of a file and chart holder showing my new design;
 FIG. 2 is a right side elevational view thereof, the left side being a mirror image of that shown;
 FIG. 3 is a rear elevational view thereof;
 FIG. 4 is a bottom plan view thereof;
 FIG. 5 is a top plan view thereof; and,
 FIG. 6 is a top, right front perspective view thereof, drawn to an enlarged scale.

[56] References Cited

U.S. PATENT DOCUMENTS

D. 33,452	10/1900	Pax	D19/65
D. 206,783	1/1967	McCormick	D19/65 X
D. 221,412	8/1971	Laughlin	D11/78.1
D. 248,013	5/1978	Win	D8/380
D. 310,847	9/1990	Dietz	D19/65 X






Fig.5

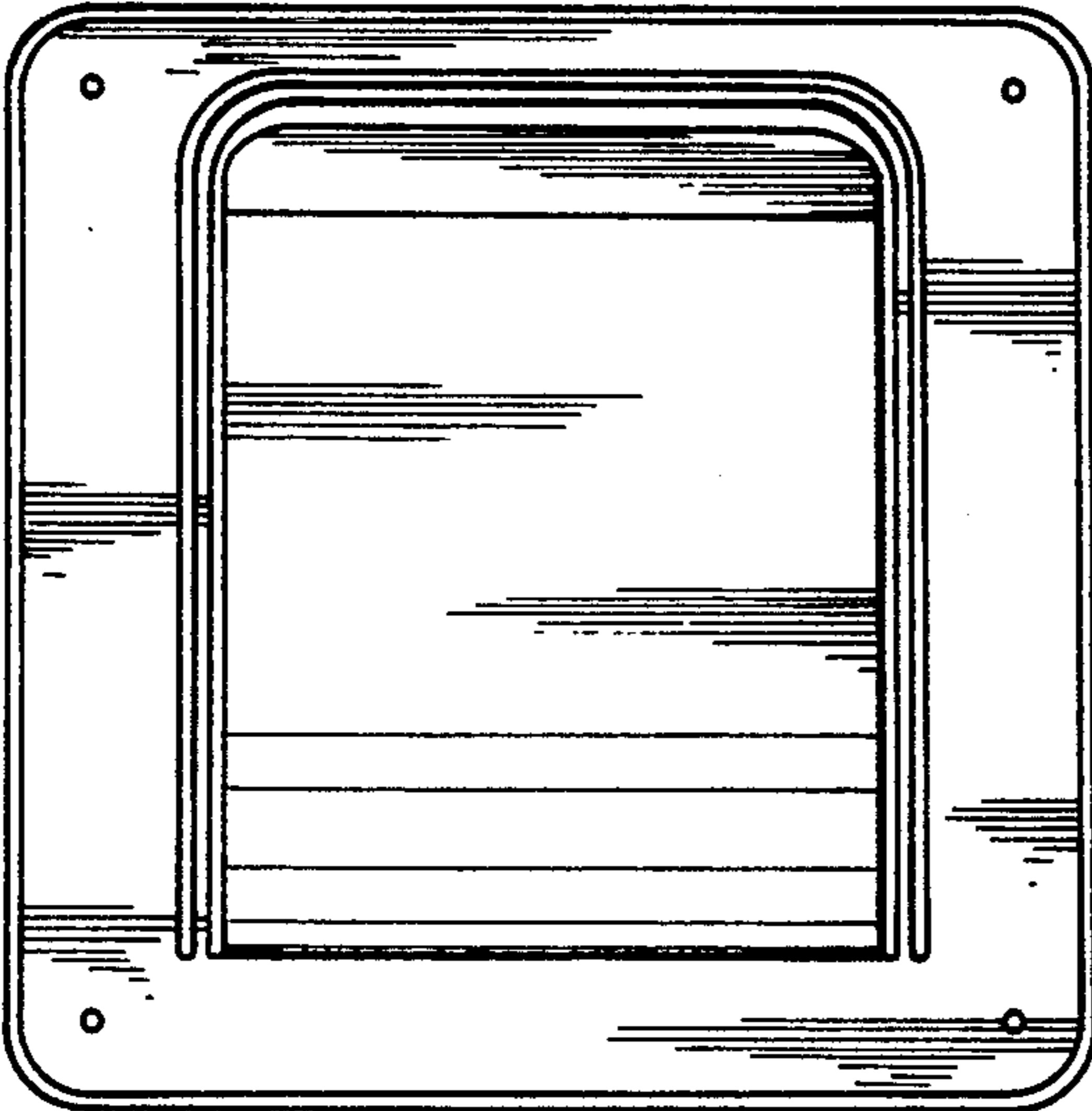


Fig.1

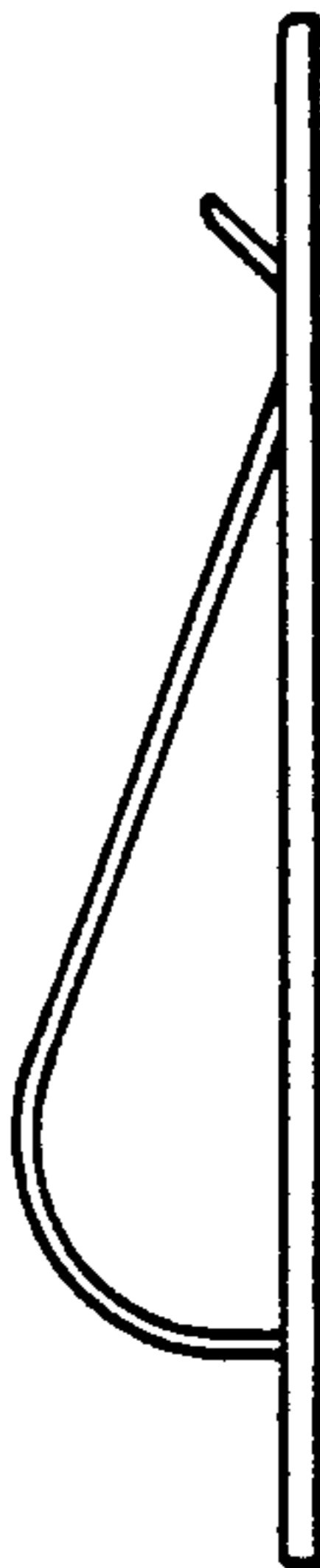


Fig.2




Fig.4




Fig.3

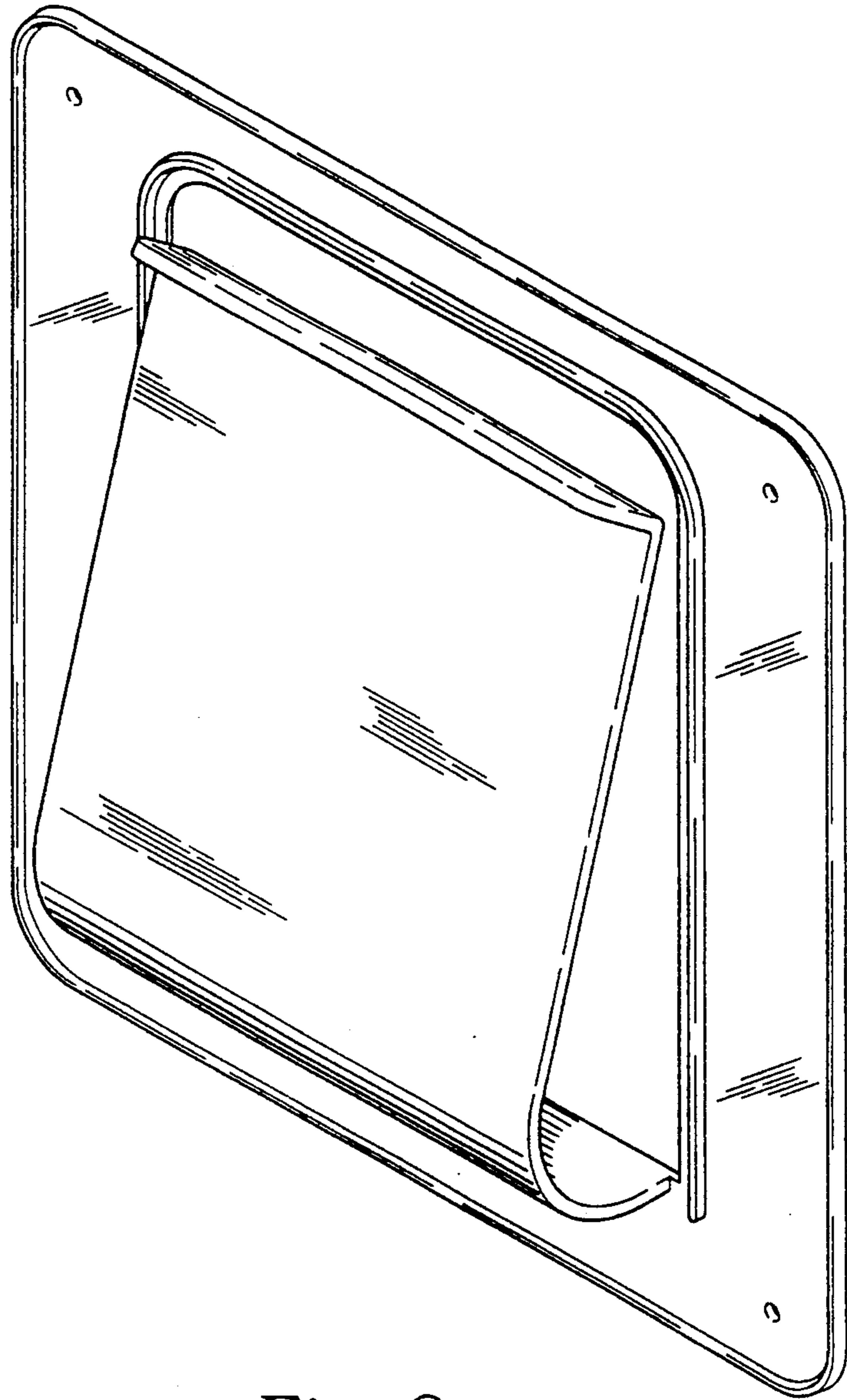


Fig. 6